

# TIMS E-NEWS

## The International Molinological Society

Fall/ Winter 2024

Issue 37

### In This Issue

[Editor's message](#)

[World News](#)

[Publications](#)

[E-News Team](#)

### Information Links

[Council](#)

[TIMS Home Page](#)

[Membership 2024](#)

[Our Bookshops](#)

[Click here for printable version](#)

### EDITOR'S MESSAGE

Dear TIMS Members and Mill Friends,

Usually you find on this page an introduction by the TIMS President. This time your editor has written a few lines. Willem van Bergen, our President, will step down in September at the TIMS Symposium in Portugal. A new President will be elected at the General Meeting. For the next issue of E-News, we will ask the new President to continue Willem's tradition and write a few words.

We start this issue of E-News with the last episode of the work on Mostert's Mill near Cape Town, South Africa. The work on the mill was finished back in March this year, and the official opening took place in April. There were guests from all around, even from Holland!

As there are a lot of publications on mills, but very few on millwrighting, we are very glad that Andy Selfe was prepared to share with us in detail the project to bring back Mostert's Mill to its former glory after the devastating fire on 18 April 2021, enabling our readers to follow the whole project step by step. Thank you, Andy!

This brings me to the following, revealing a little secret: Based on the reports Andy sent us over the past three years, a more comprehensive publication will be prepared and issued as a volume in the TIMS Bibliotheca Molinologica series. At the moment of writing, preparations have already started.

By the way, don't think that Andy took a rest after the work on Mostert's Mill was done.

On the contrary, in March of this year, he undertook a visit to Josephine Mill near Newlands to see if it could be made operational again, he also repaired a "plate mill" for his own use, and restored an engine driven mill at Karnemelksrivier! You'll find his reports on these jobs further on in this issue.

Of course, there is more in this issue. Time to check it out!

As always we would like to encourage you to send us your input for the next E-News.

Sending us an email will do!

Not a member of TIMS yet? Well, it is easy to enroll, just complete the [on-line application form](#).....

Enjoy reading E-News !!

On behalf of the E-News Team,  
Leo van der Drift

[lvddrift@telfort.nl](mailto:lvddrift@telfort.nl)

Mostert's Mill at the opening ceremony in April 2024 (photographer unknown).



## WORLD NEWS

### SOUTH AFRICA


#### Final Report on Mostert's Mill, by Andy Selfe.

##### Part 21 The Job is Done!

25th February 2024

Hello all,

The fire was 18th April 2021, so we're just short of three years after that, and we have her turning in the wind!



In the last update we had told Charel and Juan they could bring the furniture which encloses the stones and feeds the grain into the eye of the runner in a regulated way. They had been busy on that and the stairs/ladders for over a year, having reclaimed old 'Oregon Pine' from a building being demolished here in the Elgin valley. They didn't waste any time and, builders holidays or not, they were there on 4th January! There was a slight worry about whether the components would pass through the stairwell, but with a bit of dismantling, it was possible, just!



They started assembling:



With the lid halves on, we discussed how to brace and mount the sack table so it could be dismantled. It's now located with dowels into the lid.



At the same time we were working out how the stairs/ladders would be safely fixed so they can be removed, especially as I had fallen on to one of them which slipped out under me. The fall has sorted out all my aches and pains, but the treatment was a bit radical!

## In This Issue

[Editor's message](#)

[World News](#)

[Publications](#)

[E-News Team](#)

## Information Links

[Council](#)

[TIMS Home Page](#)

[Membership 2024](#)

[Our Bookshops](#)

[Click here for printable version](#)

## In This Issue

[Editor's message](#)

[World News](#)

[Publications](#)

[E-News Team](#)

## Information Links


[Council](#)

[TIMS Home Page](#)

[Membership 2024](#)

[Our Bookshops](#)

[Click here for printable version](#)



They also finished off the bannisters and hand rails.



There was still more to work out in connection with the hopper, shoe, rap and other levers, but the day showed good progress!



Downstairs was looking more 'lived in' with the folding tables, cabinet and stool I'd made over the 'Christmas break'.



There was still no exit for the meal through the stones floor to join up with the meal spout below. The possibilities were limited by the crossing of the beams below, so only a smallish triangle was possible, for the sweeper/tag to propel the meal into. With less traffic on the road, it was possible to make week-day visits to chase these jobs on. After drilling through, the 'Renovator' tool was ideal for cutting away at the 50mm thick floor, from the top:



.... and below:

## In This Issue

[Editor's message](#)

[World News](#)

[Publications](#)

[E-News Team](#)

## Information Links

[Council](#)

[TIMS Home Page](#)


[Membership 2024](#)

[Our Bookshops](#)

[Click here for printable version](#)

It was possible on a later visit to enlarge the triangle a bit.


We forced some hemp rope between the bedstone and the curb:



.... and then applied Plaster of Paris, with a small amount of citric acid in the water, to delay setting.



I decided to make a sweeper/tag that is wedged in one of the lifting holes in the runner.



There was still work to do, such as trueing-up the lantern pinion with wedges, measuring from a strip of wood attached to the sheers:



Also after lifting off the runner, and having made sure the bedstone was still level after any settling of the beams, we set up a trammel and adjusted the footstep bearing to achieve a good reading.



## In This Issue

[Editor's message](#)

[World News](#)

[Publications](#)

[E-News Team](#)

## Information Links

[Council](#)

[TIMS Home Page](#)

[Membership 2024](#)

[Our Bookshops](#)

[Click here for printable version](#)

When we were satisfied, I spaced up the footstep bearing in the socket in the bridge tree.



We could then lower the runner back on to the stone spindle and rotate by hand, checking for run-out (remember the rynd is securely fixed in the runner), before refitting the vertical shaft. We applied beeswax with a hot-gun to the cogs and rungs:



Charel and Juan were back with the hopper, shoe, rap and a few other pieces to finalise their positions and adjustment.

By the time they were finished, the furniture looked very professional!



They had made the meal spout, and fitted it under the hole in the floor I'd made previously, for the meal to pass through.



At the end of each visit we made lists of chores we had to get done, making sure we had the tools and materials on our next visits. Charlie Solms made us what we're calling a 'clover leaf' for the three ropes at the end of the rap; we never found the original in the ashes.

## In This Issue

[Editor's message](#)

[World News](#)

[Publications](#)

[E-News Team](#)

## Information Links

[Council](#)

[TIMS Home Page](#)

[Membership 2024](#)

[Our Bookshops](#)

[Click here for printable version](#)



We'd had to remove the retaining ring on the outside of the neck bearing because it was scraping against the stone of the bearing. Instead I made and fitted 14 retainers for the shins. They are glued in, but this is just to be safe. Should any of them come loose, it would cause huge damage.

Jakes was scraping off old Holsum, a vegetable based white margarine from the curb and applying a fresh layer.




I made sure the same was applied to the neck bearing.

There were a few other chores to get out of the way, but with Johan Mostert ('his name is on the building', as Henry Ford II was known to say!) having brought 100kg of donated wheat...



.....we were ready to 'wind the cap' into wind, hard work with a 'dead curb':



## In This Issue

[Editor's message](#)

[World News](#)

[Publications](#)

[E-News Team](#)

[Information Links  
Council  
TIMS Home Page  
Membership 2024  
Our Bookshops](#)

[Click here for printable version](#)

Then we could put the sail cloths up!



There really wasn't enough wind to do more than a few turns of the sails, but they did turn in the wind, unfortunately not enough to produce any meal, so that will have to wait!

It was extremely satisfying to watch the sails turn and the millstones inside, too. Three years of concentrated effort, well supported by our sponsors, big and small, local and overseas, I think we've done them proud!

The whole process has been recorded, mistakes, blind alleys and all, on <https://mostertsmillafterthefire.blogspot.com/?view=magazine>  
[ImageA](#)

Note from the editor:

Mostert's Mill was officially opened in April of this year. There were two parties to celebrate its resurrection. One for sponsors / donors, and a second for all those that worked on the mill.

We congratulate Andy and his team with the amazing result: three years after that devastating fire, Cape Town has a working windmill again! The team can be proud!

## COLOMBIA

### World Bread Day

*by Leo van der Drift.*

World Bread Day is held every year on October 16, and is launched by the International Union of Bakers and Confectioners, to commemorate the anniversary of the creation of the Food and Agriculture Organisation of the United Nations (FAO).



## In This Issue

[Editor's message](#)

[World News](#)

[Publications](#)

[E-News Team](#)

## Information Links

[Council](#)

[TIMS Home Page](#)

[Membership 2024](#)

[Our Bookshops](#)

[Click here for printable version](#)

Pierre Raymond is the initiator and driving force of the Boyacá project in Colombia, aiming at revitalising the countryside, including its watermills. The project focusses on the municipalities of Socotá and Socha, about 250 kms NE of Bogotá, Colombia's capital. TIMS members might recall his article on this subject in IM94 (June 2017), pp 2-11.



Pierre sent TIMS a photographic impression that we gladly share here with our readers. As Pierre writes: *For the last three years, in an alliance between Agrosolidaria Socotá and a couple of bakers of Bogotá (Jhonatán Ramírez and his wife Luisa, who also receive flour from Socotá and Socha and distribute it to customers in the rest of the country), the World Bread Day has been used to organise a yearly meeting around watermills, flour from these mills and bread making local traditions. Many people from all over the country, but mainly from Bogotá and the Boyacá department, have taken part in these meetings.*



*I will add to this message a few pictures of the meeting and of a weekly slow food market in Bogotá where our flour, and bread made with this flour, is being sold. Our friends have also made some T-shirts and shopping bags with the indication: "sin agua, no hay trigo, sin trigo no hay molinos, sin molinos, no hay pan" [without water, there is no wheat, without wheat, there are no watermills, without watermills, there is no bread ... ].*





## In This Issue

[Editor's message](#)

[World News](#)

[Publications](#)

[E-News Team](#)

## Information Links

[Council](#)

[TIMS Home Page](#)


[Membership 2024](#)

[Our Bookshops](#)

[Click here for printable version](#)

We do hope that his fellow project workers are inspired to carry on his important work in the future.

Note: on 5th August, 2024, Pierre sent this additional photograph, showing that TIMS is everywhere.



Pierre writes: I am pleased to share with you this photograph I have just received from the local co-ordinator of Agrosolidaria in Socotá, Alba Luz Durán, which shows Milciades Niño, one of the oldest millers of Socotá, proudly showing the issue of *International Molinology* in which front page appears a watermill from the neighboring town of Socha. This issue has been quite important to enhance the importance of what was considered by many people as a useless reminder of an antiquated, obsolete and useless technology.



## GERMANY

### The Saarburg Waterfall and the Hackenberger Mill Museum

by Bernhard Fritsche

During a holiday trip in July 2024 we visited the town of Saarburg. Saarburg is a place in the Trier-Saarburg district in Rhineland-Palatinate. It is located in the western part of the Saar-Hunsrück Nature Park on the banks of the river Saar and at the mouth of the Leukbach. In addition to the old town, Saarburg has two special features that are particularly interesting for mill enthusiasts: The waterfall in the Saarburg city centre and the Hackenberger Mill.



## Saarburg Waterfall




If you enter the *Buttermarkt*, a square in the city centre, you can already hear it - Saarburg's main attraction, the 20 meter-high waterfall in the middle of the city centre. With a loud noise and roar, the enormous masses of water from the Leukbach, which had flowed peacefully until here, plunge down the steep rock cascades, producing a foam. The unique, spectacular sight can be watched from several viewing platforms and the roar of the water can be heard from afar. In the valley basin, the three waterwheels of the Hackenberger Mill are still driven by the fast

flowing stream, after which the Leukbach continues to babble quietly until it flows into the Saar. But this has not always been so. The waterfall was created as a result of a masterpiece of urban planning from the 11th or 12th century. The city rulers of the time managed to divert the Leukbach right through the middle of the medieval city. The purpose was to have enough water available in the event of a fire. They also made use of the power of the water to drive the waterwheels of the Town Mill (today Hackenberger Mill) and the Electoral Mill (which today houses the Amüuseum <sup>1</sup> ).

### The Hackenberger Mill Complex

Below the Saarburg waterfall is one of the oldest building complexes in the city: the *Hackenberger Mühle*. The oldest parts of the building group date back to the 16th century.

It consists of three mills one behind the other. The mill houses have two and a half or three floors and their orientation follows the course of the river. They are built on solid wall foundations on the slope of the Leukbach. Differences in the colour of the facades and the height of the eaves make the individual parts of the building complex clearly visible. The roofs are covered with slate. Each mill has a wooden waterwheel that is integrated into the wall foundation. The overshot wheels are supplied with water from the Leukbach via a wooden system of flumes. The direct view of the water channel system is extremely impressive.



### The History of the Mills

The first mill was built by lumberjacks and tanners as a tanning mill, in the years 1520-1528. In this mill, the dried bark of oak trees was ground to obtain the so-called "tannin". Tannin is a tannic acid that is found in large quantities in oak bark. It was used to preserve animal hides and tan the skin into leather.

The second mill (built in 1753) was a fulling mill. In fulling mills, types of fabric were made more durable and suppler.

The third mill (built in 1755) was an oil mill. The fruits of regional oil

## In This Issue

[Editor's message](#)

[World News](#)

[Publications](#)

[E-News Team](#)

## Information Links

[Council](#)

[TIMS Home Page](#)

[Membership 2024](#)

[Our Bookshops](#)

[Click here for printable version](#)

## In This Issue

[Editor's message](#)

[World News](#)

[Publications](#)

[E-News Team](#)

## Information Links

[Council](#)

[TIMS Home Page](#)

[Membership 2024](#)

[Our Bookshops](#)

[Click here for printable version](#)

plants (such as rape seed and sunflower seed) were processed here to produce oil for food or lamps.

In 1894, the Hackenberger family acquired two of the three mills, then in 1929, the family also bought the third mill from the town. All the mills had already been converted to grain mills in 1884. Grain was milled in all three mills until 1974. After a significant flood in 1974 caused severe damage to the driving mechanisms, the mills were closed down.

### The Grain Mills - Drive and Operation




The drive of the Hackenberger grain mills was located in the basement of the buildings. A deafening noise could often be heard from there. This was the loud rattling of the gears. The water wheel was connected to the gears via an axle and was moved by water power. The power reached the upper floor via a vertical shaft. The entire milling process took place on the ground floor and the floors above. After the grain had been cleaned, sorted and peeled, it was transported to the next floor via a bucket elevator. The grain was then processed into semolina, flour or grist in various mills. On the second floor, the different types of flour were separated from one another using a vibrating sieve. Small conveyor belts finally transported the end product into sacks. The way the original drives were used at the time enabled the miller to produce up to 1,000 kilograms of flour a day. Later improvements to the drives and work processes increased the daily production volume to up to 3,000 kilograms. The waterwheels produced seventeen horsepower when fully loaded.

### Hackenberger Mill Museum

The technology of that time can still be admired today, as the mill complex has since been converted into a museum. It can be visited from April to October. Visitors can gain an insight into how the mills work (as of 2019). Unfortunately, we were unable to visit the interior of the mill museum this year as it was not accessible due to flood damage.

The *Hackenberger Mühle* Mill Museum in Saarburg is listed in the information register of cultural monuments in the Trier-Saarburg district (as of 2019). The entry reads: "*Staden 2, 4, 6, former mill buildings, two-and-a-half and three-story building group in the "Leukkessel", essentially 18th century.*"



#### \*1) About the Amüseum

Art, culture and history can be experienced in the Saarburg Amüseum. In addition to the gallery with changing art exhibitions, the museum also includes the Municipal Museum, which presents traditional Saarburg craftsmen such as tanners, shoemakers, pharmacists, bell founders and boatmen. The museum also houses the Saarburg Cultural Office, where

## In This Issue

[Editor's message](#)

[World News](#)

[Publications](#)

[E-News Team](#)

## Information Links

[Council](#)

[TIMS Home Page](#)

[Membership 2024](#)

[Our Bookshops](#)

[Click here for printable version](#)

employees provide information on art, culture and events in the city of Saarburg.

### Sources:

Paul-Georg Custodis: „Von der Autobahnbrücke bis zur Ziegelei – Zeugnisse aus Technik und Wirtschaft in Rheinland-Pfalz“, ISBN 978-3-7954-2843-3, 1. Auflage 2014.

Cultural office of the city of Saarburg: “Amüseum und Mühlenmuseum” – Brochure without year stated.

KuLaDig – Kultur.Landschaft.Digital – Mathias Linn, Universität Koblenz-Landau – „Museum Hackenberger Mühle“.

### **Rheinhold Pillich Elected President of the DGM**

*Minden / Weser, 29th June 2024*

At the Annual General Meeting of the DGM (German Society for Mill Science and Conservation), held from 21 to 23 June 2024 in Minden (North Rhine-Westphalia), Reinhold Pillich was elected as the future President of the DGM. The mill enthusiast from Wegberg in the Rhineland was already a member of the board as one of the vice presidents, and chaired the advisory board. Pillich was elected by a large majority to succeed the President, Prof. Johannes Weing, who had died suddenly last year.

“Making good things better” - the new president formulated this motto and expressed his sincere thanks for the trust placed in him. The DGM has almost 3,500 members who are involved in state and regional associations for the preservation of mills.

The meeting in Minden was hosted by the mill association in the Minden-Lübbecke district, which has around 45 historic mills. The almost 100 conference guests were able to see this for themselves on three different mill excursions.

Before that, however, they elected the Bavarian state chairman, Ludwig Angerpointner, as DGM Vice President and Uwe Schittenhelm from Mönchhof-Sägemühle in Baden-Württemberg as a further assessor on the board. “This means that the Board is once again complete in terms of personnel and can tackle the tasks ahead,” said a delighted President Pillich.

The agenda of the annual meeting showed that important new projects have also been launched recently. For example, deputy DGM managing director Uwe Habbe reported on the almost completed concept “Mill Tours made Easy”. The guide and reference book for mill groups is intended to help with ideas, facts and tips to make the mill as a place of learning, interesting and tangible for young and old visitors alike. Mill enthusiast Gerald Bost from the Britzer Mühle in Berlin, who is also a member of the DGM Advisory Board, played a key role in developing

this comprehensive concept.

By autumn, the 80 or so pages with photos and links should be added to the website [www.deutsche-muehlen.de](http://www.deutsche-muehlen.de), which was also redesigned at the beginning of the year. “This will give anyone interested easy access to the guide,” said Uwe Habbe, looking ahead.



*DGM Executive board: U. Habbe, U. Schittenhelm, L. Angerpointer (new Vice-President), Reinhold Pillich (new President) B. Böhme, G. Scheweling, F. Rohlfing (Managing Director) (Picture Gerald Bost)*



*Boat Mill at the Weser river, Minden (Picture Gerald Bost).*

### **Examination for Volunteer Millers at the Britzer Mühle**

*Berlin, 29 + 30 June 2024*

Miller’s exam at the Britzer Mühle in Berlin. The eight trainees have been waiting a long time for this day and have spent two years learning for their hobby. Experienced instructors, all of whom also learnt at Britzer Mühle years ago, teach the theory and practice. The examination board consists of a mill enthusiast from the Netherlands, Dr Marko Sturm, who works at the mill “De Korenbloem” at Haaksbergen in The Netherlands in his spare time, and Gerald Bost, a member of TIMS (The International Molinological Society). Both have extensive knowledge of the mill at Berlin-Britz and many years of practical experience.

Volunteer millers have been successfully trained at Britzer Mühle since 1987. The training programme, based on the training in The Netherlands, has been adapted more and more in recent years to the changing requirements here in Germany and especially for the Britzer Mühle. This training programme ensures that the historic windmill, as a living technical monument, is always looked after by expert staff. ”This also

## In This Issue

[Editor’s message](#)

[World News](#)

[Publications](#)

[E-News Team](#)

## Information Links

[Council](#)

[TIMS Home Page](#)

[Membership 2024](#)

[Our Bookshops](#)

[Click here for printable version](#)

## In This Issue

[Editor's message](#)

[World News](#)

[Publications](#)

[E-News Team](#)

## Information Links

[Council](#)

[TIMS Home Page](#)

[Membership 2024](#)

[Our Bookshops](#)

[Click here for printable version](#)

automatically rejuvenates the association and ensures that it has enough members for the guided tours and events,” summarises Gerald Bost. In addition to theoretical and practical training at the mill, the training plan also includes a meteorology course with an experienced meteorologist at the Freie Universität, lessons and exchanges of experience with other professional millers, excursions to wind and water mills and weekend seminars in a training workshop.

The highlight of the training schedule is the week-long study trip to The Netherlands. A friendship has been cultivated with many partner mills over the years and the trainees are not only warmly welcomed, but can also get hands-on with the mills. Oil mills, sawmills, paper mills, grain mills and the typical Dutch “water scoop mills” are on the plan. “This trip really welded the group in training course 20 together once again,” said one participant enthusiastically. “Perhaps it also helped to alleviate the exam stress a little. After all, we’re not the youngest anymore,” said another exam participant. The time had come on 29 and 30 June 2024. A bit of excitement is part of it, but everyone was very well prepared. The practical part of the exam is also about giving a good mill tour. The two examiners are the audience and naturally have a lot of questions and have a lot of things shown and explained to them. At the end, they go to the gallery of the Dutch mill and the mill has to be properly stopped (braked). When the sails are in the “joy scissors”, it is the signal that the test has been passed.

All eight candidates passed. At around 4 p.m. on Sunday, when Nina Schillhaneck, Chairwoman of the Britzer Müller e.V. association, congratulated them and everyone was about to toast with a glass of champagne, Michael Schillhaneck sounded the “emergency alarm”. A storm had come up over Berlin. That doesn’t bode well for windmills. Now the young millers could prove themselves once again and quickly carry out the “storm protection” on the mill. The two inspectors were delighted. Everything went well. Congratulations and good luck!

The new training course is already underway with 6 interested parties.

Gerald Bost  
DGM Advisory Board



*Group photo at the Britzer Mühle. Smiling faces after passing the test (Picture Gerald Bost).*

## UNITED STATES

### Growing Interest in Mill Ruins on St Croix

by Bill Cleveland

The website detailing ruins of milling structures on St Croix in the United States Virgin Islands <https://www.stcroixwindmills.org> has seen a lot of activity in the year and a half since it was launched. New pages were created and a recent research visit will provide images for many of the pages along with the first use of video to describe the current state of the ruins.

In December 2023, nearly 50 pages were added, to detail the locations of animal mills on estates depicted on historic maps for having an animal mill but never a windmill. This brings the total estate pages to nearly 200, covering about half the estates on the island. As with the windmills, the animal mills are included in a clickable map on the home page that provides details about the estimated date of construction and a link to the individual estate page. Each of the estate pages includes an overview of the ownership and naming history along with depiction of the estates on dozens of historic maps. In only a few instances, photographs of animal mill ruins are posted, since locating these is typically very challenging.

During 2024, a series of blogs was started describing specific features of the masonry windmill towers. These posts discuss the openings of the towers, detail towers that had basements and ramps, and identify the oldest windmills. These blogs are at <https://www.stcroixwindmills.org/blog/> and link to each of the estate pages for the windmills described, enabling you to learn more about each location.

In July 2024, a research trip to St Croix provided the opportunity to visit over 70 locations; photographing and capturing video of structures on over 50 estates. It will take a while to get the new images along with videos added to the site, with some 1,200 to choose from. As someone with experience exploring St Croix for decades, it was great to see some mill locations for the first time. These include the truncated wind-



*Sion Farm Windmill*



*Mt Washington Animal Mill*

mill tower at estate Sion Farm, that was turned into a platform with a bell tower overlooking the cane fields that is now part of a school playground. The animal mill at Mount Washington is an interesting construction, with the walking path for the animals above the mill machinery that sits in a pit 7 feet below.

Some previously explored sites were seen again for the first time in decades. The windmill at Cotton Valley is the easternmost on St Croix, a very dry part of the island. This windmill tower's datestone suggests a construction date of 1827, over a decade after the first steam mill was built on the island.

## In This Issue

[Editor's message](#)

[World News](#)

[Publications](#)

[E-News Team](#)

## Information Links

[Council](#)

[TIMS Home Page](#)

[Membership 2024](#)

[Our Bookshops](#)

[Click here for printable version](#)

## In This Issue

[Editor's message](#)

[World News](#)

[Publications](#)

[E-News Team](#)

## Information Links

[Council](#)

[TIMS Home Page](#)

[Membership 2024](#)

[Our Bookshops](#)

[Click here for printable version](#)



*The author at Cotton Valley Windmill*

Several steam mills were visited, including one at Estate Whim. The windmill tower at Bellevue needed to be accessed by roads not appearing on Google maps, presenting some interesting access adventures.

*Whim Estate Steam Mill*



*Bellevue Windmill*

The site is getting interest from visitors across the globe. Site visits are steadily increasing. In 2023, rarely did more than 10 people click into the site daily. In 2024, rarely do fewer than 10 people click into the site daily. In the last 17 months, over 5,000 visitors found the site, typically staying several minutes. Site visitors have come from every continent except Antarctica. The majority of new site visitors are from the United States. In the last 12 months, nearly 800 new users visited the site from the Virgin Islands and over 100 from each of Puerto Rico, Denmark, and the UK. If you are one of those visitors, we hope you had a pleasant experience. (All pictures provided by the author, taken in July 2024).

## UKRAINE

### Restoration of Oleksandrivka Windmill

*by Leo van der Drift*

The Ukrainian National Open Air Museum in Kyiv is famous for its big collection of mills: there are almost twenty windmills of different types, four watermills and a few horse driven devices.

Almost all windmills are wooden ones: post mills, paltrok mills and smock mills.

There is one exception though: the tower mill from Oleksandrivka in Bilozerskyi district, Kherson oblast.

This limestone tower mill, built around 1900, was inspected by staff members from the Kyiv museum at its original location in 1973 and found to still be fairly complete. It was decided to move everything except for the tower to the museum, with the idea to reassemble and restore it. Unfortunately, this plan was never realised, with the exception of the tower itself which was reconstructed in the museum grounds. Thus the empty tower stood here without cap and



*The tower mill at its original location in Oleksandrivka in 1973 (photo Kyiv Open Air Museum)*



sails for several decades.

However, in 2023/2024, with the financial support from a Foundation, the plans from the 1970s could be finally realised. A new cap and boarded sails were fitted, and the internal machinery (that had been stored in the museum) was restored and reassembled, thus completing this mill some 50 years after it was brought to the museum. An impressive achievement in these difficult times! The official opening of the Oleksandrivka Windmill took place on May 18 2024.



*The empty mill tower in October 2009 (photo Ton Meesters)*



*The restored mill in 2024 (photo Andrey Avdeenko)*

## In This Issue

[Editor's message](#)

[World News](#)

[Publications](#)

[E-News Team](#)

## Information Links

[Council](#)

[TIMS Home Page](#)

[Membership 2024](#)

[Our Bookshops](#)

[Click here for printable version](#)

## SOUTH AFRICA

### Josephine Mill Visit, 8th March 2024

*by Andy Selfe*

Richard Gunn visited the mill at Beaumont Wines/Compagnes Drift in Bot River a few months ago and gave us the good news that he and his wife Judith had taken over the lease of Josephine Mill in Newlands, and that he was keen to get the mill running again. I met Richard in December 2005; we had an exciting day at Ratanga Junction, not on the rides, but watching items of 2-foot gauge rolling stock being loaded by crane for transportation to Sandstone Estates in the Freestate. I had been working on his father Andrew's farming equipment ever since he arrived in the Elgin Valley, having bought Geelbeksvlei, now Iona.

I had done an inspection of Josephine Mill for the previous lessee, Tony Davenport, in November 2013, and had written a report on what we did then, basically opening and cleaning, then testing with the idea of milling a quantity of Kamut wheat. Apparently that was never done, and the mill never turned again after that.

Richard phoned on 7th March and asked if I could come through and make an assessment. I needed no second invitation and we met at 10am next day. I asked Mostert's Mill Chairman John Hammer to come along as well. He has for years been agitating that Josephine Mill should work, citing the terms of the arrangement that the building can generate income to support the Mill Museum.

## In This Issue

[Editor's message](#)

[World News](#)

[Publications](#)

[E-News Team](#)

## Information Links

[Council](#)

[TIMS Home Page](#)

[Membership 2024](#)

[Our Bookshops](#)

[Click here for printable version](#)

I had re-read my report and went through with tools I knew would be necessary, because I was determined not only to make an assessment, but also to test it milling. I even brought along some wheat! There were reports that on any occasion that people had tried to run the mill, the power had tripped. Not surprising if the millstones are firmly closed!




As expected, we found Josephine Mill full of cobwebs and old grain, so we set to and dismantled the horse, lid and tun. The latter is in one piece and quite difficult to lift off, over the tentering wheel. I also removed wooden boxes attached to the floor around the tun, presumably to stand on while watching the milling process through the lid. The furniture is certainly not made to be dismantled quickly; the horse is screwed to the lid, the lid is screwed to the tun and that firmly screwed down on the curb by many big coach screws!



We swept and vacuumed and tried to lift the runner with the stone crane. On the last visit over ten years ago, I'd specified a spacer which was needed to allow the arms of the stone crane not to swing over the trunking. I'd had it made and delivered, but it was never fitted and there was no sign of it in the store-room. So we still couldn't lift off the runner. There is a spare runner on the floor next to the mill itself, into which the caliper of the crane is engaged.

We had to satisfy ourselves by vacuuming all round and between the stones, and decided to test the mill with the tun off.

We then went through the drive mechanism on the floor below. There is a hidden electric motor in a room next door, out of which, through a reduction gearbox, a slow speed shaft emerges and passes the full length of that floor. In about the middle is a bevel gear with wooden cogs which engages with another on the stone spindle, which drives the millstone above. At the very far end are two pulleys, one to drive the elevators and augers of the feed above, the other belted to the pulley on the shaft from the pinion at the waterwheel. We slipped both of these belts off, so the shaft could start with the least resistance, then we lubricated all the bearings.



The pillow blocks on the shaft need to be greased occasionally. There are three of them.

## In This Issue

[Editor's message](#)

[World News](#)

[Publications](#)

[E-News Team](#)

## Information Links

[Council](#)

[TIMS Home Page](#)

[Membership 2024](#)

[Our Bookshops](#)

[Click here for printable version](#)

The footstep bearing of the stone spindle needs oil.

Very importantly, the neck bearing in the bedstone needs grease. Only one of the three Stauffer greasers is in place, the pipes from two more can be seen, and need to have these fitted.



On the next visit it will be advisable to apply beeswax to the wooden cogs.

We thought there was a problem with the power, but in fact we simply didn't know where to switch on. It's the red switch next to the transparent box on the left of the door. However it is essential that the millstones are apart before trying to switch on! This is done by turning the hand-wheels, either on the upper or lower floor, clockwise, when looking from the top. Then it is possible to pull on the three vee-belts downwards and one can feel the shaft turning.

If it turns, then turning the red switch on, and at the same time giving the belts a good tug downwards, the motor will start and pick up speed.

At this stage, one needs to be ready at the mill itself, with grain 'primed' in the eye, ready to be swallowed away. Then you need to turn either the upper or lower tentering wheels anti-clockwise to bring the millstones together. The sound changes from an irregular, not 'comfortable' sound, to an even hum.

At the moment, meal is fed into a chute which feeds an elevator. All these ancillary items, elevators, augers and trunking are ideal for everyday use, but not for occasional demonstrations. They are difficult, sometimes impossible to clean out without dismantling, so my suggestion is that the lower plank of the chute be removed and cut across and the upper part refitted, and that hooks be fitted on each side of the chute to suspend a bag from, to catch the meal as it comes out of the mill. The remainder of the plank can be kept for refitting if and when it is convenient to demonstrate the elevator etc.

We tested the mill with the small amount of wheat I'd brought, with satisfying results!



## In This Issue

[Editor's message](#)

[World News](#)

[Publications](#)

[E-News Team](#)

## Information Links

[Council](#)

[TIMS Home Page](#)

[Membership 2024](#)

[Our Bookshops](#)

[Click here for printable version](#)

Then we reassembled the furniture, but refitted the screws part-way in, to locate the parts in relation to one another. I found an arrow which I'd made before, to line up with a mark on the lid. I then explained the starting procedure to Richard and Themba and Sibusisu, and left the mill in a way that it can be started anytime.

We did investigate the pump of the waterwheel, the pump can be heard running, and water swishes around in the sump, but it needs to be pulled out to see what's wrong. Maybe the outlet of the pump is off. We couldn't pull it out; it seems the rubber hose must be disconnected at the top first. I turned the water wheel easily by hand. This wheel is special in that it's called a 'suspension wheel'. Normally power is transmitted inside the mill with the axle. In this case there's a ring gear facing inwards on the rim, which drives a pinion. I know of only one other in South Africa, at Voelgesang in De Rust. The wheel has to be set up accurately, like a bicycle wheel for the gears to mesh properly.

There is another mill in the Museum, a 'portable' Brown's Improved Stone Mill, with millstones about 600mm in diameter. This would be ideal for smaller quantities, perhaps not as finely milled as with the big one. We dismantled it far enough to inspect and clean out the stones and tun.



It needs fresh plaster of Paris around the bedstone and a sweeper made and fitted, to propel the meal, which comes out anywhere on the circumference of the stones, around to the meal spout. The shoe is also missing. It would be nice for this to be run with a hidden electric motor!

**11th March 2024**

### **Bentall CP8 Plate Mill Conversion to Stone Mill**

*by Andy Selfe*

For a long time I've wanted to be able to mill stone ground whole-wheat meal at home in quantities of a few kilogrammes at a time. We have a tiny Fidibus Stone Mill but the meal quality it produces isn't great. Many years ago, Alastair Moodie gave me two Bentall mills which had been used on his farm for animal feed. One was a stone mill, but rust had developed behind the stones and the force had cracked them.

## In This Issue

[Editor's message](#)

[World News](#)

[Publications](#)

[E-News Team](#)

## Information Links

[Council](#)

[TIMS Home Page](#)

[Membership 2024](#)

[Our Bookshops](#)

[Click here for printable version](#)



Also, this mill was incomplete; the carrier for the runner stone was missing. The other mill was a so-called plate mill, with a much shallower mill housing. Because of the possibility of metal particles being included in the meal, plate mills are not allowed to be used for making meal for human consumption. Generally the meal they produce is not of the fineness we are aiming at for a loaf of bread at home!

I investigated the possibility of having two discs of granite cut and with them, modifying the plate mill.

Jimmy Clift at JA Clift Granite in Paarl was happy to make them, but the thinnest stone would be 20mm. Could I make space for two of them in the shallower housing?

I removed the steel plates, which immediately fell apart.



The mill model is CP8, presumably meaning the plates are 8" outside diameter.



I measured the carrier of the runner stone:

The inside diameter measured 100mm. This was a slight problem for Jimmy; he has a cutter which makes a hole of 95mm. That would not be a problem for me, as I intended machining away the raised ridges on the carrier anyway. Jimmy kindly delivered the two discs while I was milling at Beaumont Wines in Bot River; he had a chore



nearby. That saved me a long trip to Paarl! The material is called Zimbabwe Black Granite, and it's finished to an accurate thickness.

## In This Issue

[Editor's message](#)

[World News](#)

[Publications](#)

[E-News Team](#)

## Information Links

[Council](#)


[TIMS Home Page](#)

[Membership 2024](#)

[Our Bookshops](#)

[Click here for printable version](#)

I set up the carrier in my lathe and machined away as much as I dared without compromising the strength, to add as much clearance as possible for the thicker discs. Afterwards I realised I should have done this operation on a mandrel of the same diameter as the spindle of the mill, to make sure the face was square to it, but in the end it wasn't far out!




At the same time, I machined the inner shoulder to the 95mm of the disc and then tested the fit.

I was expecting to have to grind away the ridges in the housing for the bedstone, or maybe even remove the whole housing and have it machined on a milling machine. However, I assembled the two stones and the carrier loosely and closed the cover. It wasn't going to be necessary after all!



The next step was to dress the stones. First, work out whether they should be left or right-handed. From the spout it can be seen the runner must turn left hand, anti-clockwise, looking on top of the runner. I decided to 'quarter-dress' the stones in harps, so I divided and marked the circumference into eight equal parts. Then, using a suitable round object as a 'drift circle', I drew tangents from my marks to the left hand side of the drift circle.



Then using a diamond-impregnated disc on the angle grinder, I cut the master furrows right through with the sloping side away from the line on the right. Then ahead of the master and parallel to it, three apprentice (I forget the names of the others), not quite breaking through to the inside.



Then using a much thinner cutting disc, working vertically, I made shallow indentations parallel to them, one on each land. On the runner, I cut away a swallow, by hand, to about one third of the working face, about one grain deep at the inside.



The rear of the stones was already rougher than the front, but I roughened them up some more and cut shallow radial lines for the glue to get a grip on.

## In This Issue

[Editor's message](#)

[World News](#)

[Publications](#)

[E-News Team](#)

## Information Links

[Council](#)

[TIMS Home Page](#)

[Membership 2024](#)

[Our Bookshops](#)

[Click here for printable version](#)



I made up some Epidermix and applied it to both faces of both stones and the mill, applied pressure and left it all overnight.



I had the mill set up in a shed, in line with a Ruston & Hornsby 1V SH diesel engine, perhaps 15 years ago for someone who wanted to mill maize for tortillas. Nothing came of that, but the next step was to see if the engine would run. A few swings to prime up the fuel, and the first swing over compression, it fired and ran faultlessly! The belt needed shortening, and I used a bitumen-based paint on the working face to prevent the belt from slipping.



The first trial was on 12th March '24 and I put about 1½ kg through, then sifted the meal through a kitchen sieve. What went through that sieve, I put through a finer one. That held back quite a lot more, as can be seen in the stainless bowl below.



Also interesting was to see what stays behind: whether it's just bran, or whether there's still endosperm attached. Not much!



## In This Issue

[Editor's message](#)

[World News](#)

[Publications](#)

[E-News Team](#)

## Information Links

[Council](#)

[TIMS Home Page](#)

[Membership 2024](#)

[Our Bookshops](#)

[Click here for printable version](#)

However the product had a burnt smell that wasn't pleasant, and in consultation with Sven in The Netherlands, we decided I had applied too much pressure on the stones. I opened the stones (as he always suggests when a problem needs to be investigated), cleaned out the furrows and the housing (quite a lot stays behind in the case anyway) and ran another batch through with minimum pressure, the stones just touching, after it had all cooled down.

The fineness was not good enough, so I put it through a second time, the result being as fine as the original batch. I opened the mill immediately after milling and felt the stones; they were only slightly warm. Most importantly, the smell had gone! Unless I add a flap of some kind to one of the ears of the runner's carrier, it will be necessary to open it after each milling anyway, to clean out what stays behind.



As the stones wear in (it can be seen above that the top and right of the bedstone has roughened, so the housing isn't completely square to the spindle) the quality will improve.

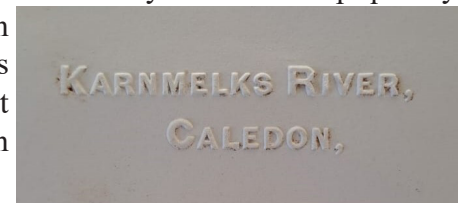
I have definitely achieved what I set out to do: a quick and easy way to make whole-wheat stone-ground meal in small quantities at home!

**13th March 2024**

### **Karnmelksrivier Stone Mill**

*by Andy Selfe, 15th March 2024*

At the 2022 Veteran Tractor and Engine Show in Villiersdorp I was approached by Daniel Reynolds who told me of a mill on a farm between Caledon and Napier, owned by the Fourie family. I followed up quickly and arranged to visit the farm which is variously called Karnemelks Rivier, Karringmelksrivier, even just Boskloof which is on the signpost on the road.



What I found there on 20th August 2022 was a big Marshall 'portable', No 609, an elevator and a sifter/bolter. There was also a Bamford plate mill and an oats roller-mill from R Hunt, the former firmly fixed down. There was no power source, and the arrangement of pulleys on it suggest that it was driven by a steam portable or traction engine standing outside the big slatted barn doors.



The building had become a dumping place for all kinds of things; the roof needed patching here and there and everything was covered with cobwebs! However, it showed potential for being woken up without too much effort. Hans Fourie took on the project to clean it up. In the



process, important parts were found, also mill bills and other items which can so easily get thrown out.



## In This Issue

[Editor's message](#)

[World News](#)

[Publications](#)


[E-News Team](#)



Hans also had to re-make the concrete pedestal for the south end of the main countershaft, the one which the engine would have driven. I followed progress, with Hans sending me pictures of his progress, with me giving encouragement and making suggestions.

I passed the farm again in August 2023 and was very pleased with what I found. We set to and opened up the furniture: hopper, tun (which we had to pull off with the stone-crane!) including the 'silent feed' system of introducing grain into the eye of the runner without shoe, damsel and rap.

As expected there was a lot of mess between the tun and the bedstone, so that was all cleaned up. Then we used the crane to lift off the runner, to inspect and clean the working faces.



I'm used to putting a runner down on the stones floor, and couldn't work out how the runner could be worked on up there, until I realised it would be flipped over, swung back and put down on the bedstone! We put it back down on its gimbals after cleaning, and the months went by!

A breakthrough happened just before Christmas 2023 when I was asked if I knew where there was a red tractor which could be used in the village of Stanford as part of a town-wide Christmas lights display. I had a red Massey Ferguson 35X, complete with a pulley in the shed, so I jumped at the opportunity for it to be transported to Stanford, and I was even paid for its use! Here is Hans' son at the display.



[Information Links](#)  
[Council](#)  
[TIMS Home Page](#)  
[Membership 2024](#)  
[Our Bookshops](#)

[Click here for printable version](#)

## In This Issue

[Editor's message](#)

[World News](#)

[Publications](#)

[E-News Team](#)

## Information Links

[Council](#)

[TIMS Home Page](#)

[Membership 2024](#)

[Our Bookshops](#)

[Click here for printable version](#)



It's only 24km from Stanford to the farm, so after Christmas it was loaded on a trailer and transported there.

I started agitating again and arranged to visit on 14th March 2024, as I was on a roll, we'd started up Josephine Mill in Newlands the previous week.



I brought along some belting, a belt-lacer and 'katnaels', aptly named strips of cats' claws. We first tried shortening one of their old belts, but it was too thick for my katnaels, so we made up a belt with the wider belt I had brought, for between the mill and the countershaft. I'd also brought along some ABE Super Laykold, a relatively cheap bitumen-based paint

which I've discovered works very well as belt-dressing. We then selected another of their old belts and aligned the tractor's pulley with the biggest of the pulleys on the countershaft. I was aiming at the runner turning as slowly as possible.



The stones were apart, so we started the tractor and immediately added oil to all the bearings on the shafts that were turning, and the footstep bearing. With the tractor idling, the runner was turning at about 60RPM; there is a plate on the mill with the recommended speed of 130RPM. I was happy to let it run slowly; the longer between the stones, the finer the meal!

We added some grain which the Fouries had held back from their last year's harvest, and brought the stones together. Soon the runner was humming on the grain and we were fairly impressed with what came out all around. There was no sweeper, so I cut up some scrap metal and attached an offcut of belting.

I wedged it into one of the lifting holes and we tested how it swept the curb.



## In This Issue

[Editor's message](#)

[World News](#)

[Publications](#)

[E-News Team](#)

## Information Links

[Council](#)

[TIMS Home Page](#)

[Membership 2024](#)

[Our Bookshops](#)

[Click here for printable version](#)

We had to get some of the farm hands (and DC the neighbour!) to help lift the tun!




This mill is the first I've worked on with 'silent-feed'; no shoe, damsel or rap. We marked the adjuster + and -, and opened the gap slightly. We could then start the tractor again and give the mill a real test!



We had to remove the chute between the mill and the elevator, then squeezed in a bucket under the meal spout. We didn't refit the hopper; I rather added handfuls of grain into the

sleeve of the silent feed. I was fascinated how the grain fed out and how sensitive the adjustment is!

Plenty of 'roughage' there, quite apart from the bran! We were all delighted with the fineness of the meal that came out, in pulses as the sweeper came past the meal spout. It was like talcum powder! Everyone was very excited. We discussed when last the mill might have run; Dirk thinks he may remember it running as a small boy. He's 70, so there's a good chance it's been sleeping for 60 years or more!



We had a delicious meal at the main house, with a very appropriate tablecloth!



The womenfolk lost no time in taking some of the meal home and made these delicious-looking loaves!



This one with added Canola seed!



The known history of the farm goes back to Duncan Mc Farlane, born in 1810 in Port Menteith, Scotland. He had two daughters Agnes, born in 1847, and Christiana, in 1851, both born on this farm. Agnes married James Stroud and their second daughter also Agnes, married Campbell Evered Poole, while her younger sister Henrietta married John Evered Poole. Agnes and Henrietta as well as their elder sister Mary were also born on this farm. All well-known Hermanus surnames!



## In This Issue

[Editor's message](#)

[World News](#)

[Publications](#)

[E-News Team](#)

## Information Links

[Council](#)

[TIMS Home Page](#)

[Membership 2024](#)

[Our Bookshops](#)

[Click here for printable version](#)

## Posts from the Tide Mill Institute

*The Tide Mill Institute*

Posted on May 8, 2024:

**Tidal Barrage and Tidal Stream Power Generation in the News**  
[Tidal Barrage and Tidal Stream Power Generation in the News \(mailchi.mp\)](#)

## Book Corner

by *Leo van der Drift*

Welcome to the new Book Corner! In this issue of E-News, we have a number of books from the Low Countries. As one would expect, most of these focus on windmills, but there is also one that is devoted entirely to dog wheels! Written by two experts on the subject, I would like to draw your special attention to this rare and comprehensive study that you will find at the end of this section.

In addition, we have three monographs on post mills. One from Britain, one from Flanders and one from The Netherlands. Surprisingly, these three books are very different in their approach. We'll start therefore with these. Last but not least, we have a number of academic studies, from Germany, France and Poland.

Please note that as usual prices are indicative and postage always comes extra, unless stated otherwise.

1. *Saxtead Green Post Mill, Suffolk. History, Technology & Conservation*, by Luke Bonwick. With drawings by John Brandrick.

As can be deduced from the title, this publication on the iconic post mill at Saxtead Green in Eastern Suffolk, NE of Ipswich, is divided into three parts. According to manorial accounts, the history of milling in Saxtead Green goes back to 1287, when the windmill was first mentioned as being new. There is a table listing the construction and repairs done in the years 1286-87 and 1324-25. The present mill is first mentioned in 1796, when Amos Webber was the miller. It was repaired or rebuilt in 1836/1837 after being severely damaged in a storm.


The oldest photograph of the mill dates back to c.1905, where the mill is shown as we know it today: a three-storied roundhouse, shuttered sails and a fantail mounted on the ladder. Auxiliary power had already been introduced in 1883, when a steam engine was mentioned, succeeded first by an engine that ran on paraffin (1895) and later by a crude oil engine, driving two pairs of stones in the roundhouse. Sadly, it was sold around 1950.

The «Technology» part of the book is the largest: 30 pages. It reflects the background of the author, a historic building surveyor and millwrighting consultant. Despite the many technical terms, the text is clearly written, even for non-English speakers.

In addition, the superb drawings showing every component, support the text splendidly. Especially worth mentioning are the CAD drawings done by John Brandrick. I myself was pleasantly surprised by the 3D drawing of the engine-driven stones in the roundhouse of the mill (page 43).

The final part deals with the restoration and conservation of the mill. After the mill ceased working, repairs were made on several occasions and the mill was kept in good condition throughout time. Nevertheless, in 2018-2020 a major restoration had become necessary. This work is presented as a photographic report, showing the job in detail.

This is a fine book on a fine mill, and should not be missed on your bookshelves.



## In This Issue

[Editor's message](#)

[World News](#)

[Publications](#)

[E-News Team](#)

## Information Links

[Council](#)

[TIMS Home Page](#)

[Membership 2024](#)

[Our Bookshops](#)

[Click here for printable version](#)

## In This Issue

[Editor's message](#)

[World News](#)

[Publications](#)

[E-News Team](#)

## Information Links

[Council](#)

[TIMS Home Page](#)

[Membership 2024](#)

[Our Bookshops](#)

[Click here for printable version](#)

Note: In 1948, shortly before the mill ceased work for good, a short film was shot showing it in operation.

This film, simply entitled «Windmill», can be seen at <https://www.britishpathe.com/asset/82490/>

In English.

Size: A4, 74 pages, soft cover. Richly illustrated with coloured as well as b&w photographs and c.30 technical drawings.

Published by English Heritage, series Research Notes, 2023.

Price £15 plus £5 postage. Please contact the author for a copy at [luke@bonwick.co.uk](mailto:luke@bonwick.co.uk)

### 2. *Van Westmolen tot Zuid-Abdijmolen. Bewogen geschiedenis van de molen van Koksijde*, by Jozef Ameeuw and Jan Van Acker.



Koksijde is a well-known seaside resort in Flanders, Belgium. Since 1954, a post mill moved from Houtem in the south of the province of West-Flanders stands proudly on top of an artificial mound. It is an old mill site where in the past an old post mill belonging to the local abbey had stood for many centuries. The mill, a big post mill with three floors, was erected in Houtem in the 18th century and is now over 250 years old. This book describes the history of the mill during its existence of almost two centuries at Houtem and the

initiative to bring the mill, that was in operation until 1942, to Koksijde and give it a new life. This objective is more than fulfilled: for 70 years now it is not only a landmark for the many tourists that visit the nearby Abbey Museum and offers splendid views across the dunes, but it is also famous for the fact that its sails turn in the air more frequently than any other mill in the province, and is often actually milling. On top of that, it welcomes some 20,000 visitors each year, making it the most visited windmill in West-Flanders.

In Dutch.

Size: 21 x 27 cm, 96 pages, soft cover. Richly illustrated with photographs in b&w and colour, map fragments and drawings.

Published by the municipality of Koksijde, 2024, ISBN 978-946-478226-4.

Price 19,50 €. Available from the Abbey Museum Shop at [abdijmuseum@koksijde.be](mailto:abdijmuseum@koksijde.be)

### 3. *De Vink. Pronkstuk van Herveld*, by Wim Huijbrechts, Leo van Raamsdonk, John Mulder and Elly Janssen.

Herveld is a small village in The Netherlands, situated between the cities of Arnhem and Nijmegen. The pride of the villagers is their windmill, a post mill that is already 300 years old. The oldest reference even goes back to the year 1400. A good reason to dive into its history



## In This Issue

[Editor's message](#)

[World News](#)

[Publications](#)

[E-News Team](#)

## Information Links

[Council](#)

[TIMS Home Page](#)

[Membership 2024](#)

[Our Bookshops](#)

[Click here for printable version](#)


and produce a study! The fact that it is written by four authors already reveals that the book covers a wide range of topics. The 17 chapters include the history of the mill, but also the history of the noblemen that owned the mill (until 1718) and the millers that worked and lived there, and the place of the mill in society, not only when it was still operating, but also today. Without aiming for completeness, topics include the work of a miller; the types of wood used in the mill; archival documents mentioning the mill; dendrochronological research in order to find out the exact age of the mill; the history of the village and the role of the windmill; the millers and their families that lived here; dangers at the mill; other mills in the vicinity; a portrait of the voluntary millers; preservation and future plans. The book is pleasant to read, the texts are to the point, and the editor-in-chief did a good job unifying the many contributions. The layout is well done too, with a lot of illustrations and clear captions. Finally, it will interest many TIMS members that Yolt IJzerman, former TIMS President, has a special connection to this mill. In the 1970s, when he was a student, he came to the mill every week. He not only helped out and operated the mill as a volunteer, but also played an important role in its preservation, which eventually led to the creation of the Foundation that cares for the mill today. Part of a chapter is devoted to Yolt's activities in and around the mill. During the presentation of this book, on National Mills Day 2024, he was guest of honour!

In Dutch.

Size: 17x24cm, 204 pages, soft cover. Richly illustrated with photographs and map fragments in b&w and colour. Published by Stichting Molen De Vink Herveld, 2024, ISBN 978\_90\_9038449\_8.

Price 19,95€. Available from the publisher. Website Molen de Vink Herveld Annelst Anno 1722; e-mail [info@molendevink.nl](mailto:info@molendevink.nl)

4. *Alfred Ronse, een passie voor molens [Alfred Ronse, a passion for mills]*, by Benoît Delaere.



This book is a tribute to the first Flemish molinologist Alfred Ronse (1876-1962), and to his pioneering work at a time when mills were seen by most as out-of-date and not worth paying any attention to. Ronse, Mayor of Gistel (near Bruges) and council member of the West-Flanders Provincial Board, intended to prove that in the 20th century the role of the traditional windmill was not over. He wrote books, founded associations and tried to apply new techniques. A good example is the application in Flanders of sail improvement, invented in The Netherlands around 1925 (especially the Dekker system). Ronse was in close contact about this with the Dutch Mills Society (founded in 1923) and engineer Dekker himself, and promoted it in Flanders intensively. He also built two mills himself, meant as an experiment, e.g. to generate electricity. These both still exist. Last but not least, he played a key role in the preservation of windmills. For instance, in 1907 he bought the combined corn and oil mill Oostmolen [East Mill] in his home town Gistel. This

unique mill is very well preserved today, and can often be seen working because of a team of eight volunteers.

In Dutch.

Size: A4, 184 pages, two versions: soft cover and hardcover, richly illustrated with about 50% coloured and 50% b&w photographs, some from the family archives and not published before.

Published by Uitgeverij Bonte, Sint-Michiels, 2024. Price 14 € (soft cover)/18 € (hard cover).

For a copy please contact the author at [delae.re.benoit@gmail.com](mailto:delae.re.benoit@gmail.com).

**5. Malet, såget och stampat i Västra Götaland, en historisk översikt om kvarnar, sågar och andra vind- och vattendrivna agrara småindustrier** [Grinding, sawing and stamping in Västra Götaland, a historical overview of mills, saw mills and other wind and water driven agrarian small industries], by Gabriella Kalmar.

*Laensstyrelsen* and *Västra Götalandsregionen västarvet* (County Government of Västra Götaland and Västra Götaland Heritage) have presented an interesting publication about mills, saws and other wind and water driven agrarian small industries, in the region of Västra Götaland, in southwestern Sweden. The main town in the region is Gothenburg.

The first part of the book contains eight chapters. In these chapters descriptions are given about the different types and functions of windmills and watermills that you can find in Västra Götaland. The descriptions are illustrated with many maps and drawings and high quality photos. The different constructions are easy to understand.

The last part of the book is a catalogue of 88 sites where you still can find wind and water driven agrarian small industries. The last part also contains five pages with explanations of technical terms, that can be a good help when you read the book. There are also two pages with source references for more information about windmills and watermills in the region.

This publication is the perfect guide for anyone who wants to explore wind and watermills in the region of Västra Götaland, Sweden.

(Dag Midboe)

In Swedish.

Size: A4 (digital version), 182 pages, richly illustrated, mainly in colour. Published by Länsstyrelsen i Västra Götalands län, in the Series Agrarhistoria i Västra Götaland, 2024, ISBN 978-91-985344-1-2.

The digital publication can be downloaded from [malet\\_sagat\\_stampat\\_web.pdf \(vastarvet.se\)](http://malet_sagat_stampat_web.pdf(vastarvet.se))

There is also a printed version. To obtain a copy, send an email to [gunilla.roos.nilson@lansstyrelsen.se](mailto:gunilla.roos.nilson@lansstyrelsen.se)

## In This Issue

[Editor's message](#)

[World News](#)

[Publications](#)

[E-News Team](#)

## Information Links


[Council](#)

[TIMS Home Page](#)

[Membership 2024](#)

[Our Bookshops](#)

[Click here for printable version](#)





## In This Issue

[Editor's message](#)

[World News](#)

[Publications](#)

[E-News Team](#)

## Information Links

[Council](#)


[TIMS Home Page](#)

[Membership 2024](#)

[Our Bookshops](#)

[Click here for printable version](#)

### 6. *Dyrehave Mølle*, by Mette Ladegaard-Thøgersen.



For over 160 years, Dyrehave Mølle at Nyborg on the Danish island of Fyn has been a well-known landmark, both on land and at sea, for the town's citizens as well as for visitors.

With the purchase and recent restoration of the listed windmill and its outbuildings by Realdania By & Byg, the complex has been given a new life. While the interior of the mill seems untouched since it last worked and it is intended to keep it that way, some of the outbuildings have now been transformed into new functions.

Realdania By & Byg cares for more than 60 historic properties all over Denmark, which help to enliven the story of Danish architectural culture and serve as examples of how this architectural heritage can be enlivened and promoted through preservation, change and development.

In Danish. With English summary.

Size: 22x22 cm, 182 pages, richly illustrated, mainly in colour.

Published by Realdania By & Byg, 2021, ISBN 978-87-93746-39-8.

A paper copy can be obtained from the publisher for 199 DKR at [Dyrehave Mølle \(realdaniabyogbygklubben.dk\)](https://realdaniabyogbygklubben.dk)

There is also a digital version that can be freely downloaded from [dyrehave-mølle-indhold-2210159-web.pdf](https://realdaniabyogbygklubben.dk/dyrehave-mølle-indhold-2210159-web.pdf) ([realdaniabyogbygklubben.dk](https://realdaniabyogbygklubben.dk))

### 7. *Wasserkraftnutzung im Mittelalter in Südwestdeutschland und angrenzenden Gebieten. Mühlen, Sägen, Hammerwerke und andere wassergetriebene Anlagen* [Use of Water Power in the Middle Ages in SW Germany and Surrounding Areas. Corn Mills, Saw Mills, Hammer Mills and other water powered Facilities], by Gerhard Fritz.

In the Middle Ages, water power was used not only to drive corn mills, but also to drive numerous special mills in which wood was sawn, iron was forged, metal was ground, gunpowder was made, tanning bark was pounded, or cloth was fulled. Water was used as the driving force for these and other functions. This had far-reaching consequences: without paper mills, for example, the educational and knowledge revolution of the late Middle Ages would not have been possible.

With the use of water power in SW Germany and the surrounding areas from the early Middle

Ages to the 16th century, an important factor of the medieval economy is being investigated on a broad basis of sources, without which many developments in the agricultural and commercial sectors would be difficult to understand. The focus is not only on questions of the history of technology, but above all on social, economic and legal history aspects. The author, Prof. Dr. Gerhard Fritz, is Council Member of the Baden-Württemberg section of the German Mills Society (DGM-Baden-



Württemberg) and editor of the Baden-Württemberg Mill Atlas.

In German.

Size: 16 x 24 cm, c1130 pages, hardcover, illustrated with several images and a source supplement on CD-ROM.

Published by Thorbecke, Sint-Michiels, 2024, ISBN 978\_3\_7995\_9581\_0.

Price 88 € (Germany) / 90,50€ (Austria).

For a copy please contact Verlagsgruppe Patmos in Eschbach/Germany, website [Startseite | Verlagsgruppe Patmos \(verlagsgruppe-patmos.de\)](https://www.verlagsgruppe-patmos.de) ; e-mail [kundenservice@verlagsgruppe-patmos.de](mailto:kundenservice@verlagsgruppe-patmos.de)

## In This Issue

[Editor's message](#)

[World News](#)

[Publications](#)

[E-News Team](#)

## Information Links

[Council](#)


[TIMS Home Page](#)

[Membership 2024](#)

[Our Bookshops](#)

[Click here for printable version](#)

8. *Les Moulins à Chanvre en France: Outillage, Travail, Sitologie, Architecture (XVIIIe – XXe siècles)*, by Jean-Pierre Azéma (Dr in Development Geography (Université Paris IV-Sorbonne-CNAM) and Secretary of the Académie des Moulins de France).



In France, hemp mills are part of the forgotten history of technology. This study, begun in 1982, gives here its first results. It is based on a multi-disciplinary method based on four points: the study of ancient texts, toponymy, archives and publications; a cartographic location on Napoleonic cadastres and contemporary maps; iconographic research, and finally on truth-ground investigation. Small buildings, between 5 x 5 and 7 x 7 m in size. Often seasonal accessories of grain mills, their upper part is a lightly built structure often vegetal, open on 2 to 4 sides, without external load-

bearing walls. The mechanism consists of a working grinding wheel, an edge runner rotating on a stone or wooden bedstone. It is operated either by a horizontal hydraulic wheel in the occitan speaking part of France, or by a vertical wheel in the east, in the area of Franco-Provençal or Germanic speaking influence. These small mills disappeared during the second half of the 19th century (slightly adapted abstract from the article)

In French. With summary in English.

Size: A4, 36 pages, illustrated with 19 images in b&w.

Article published in *Annales de Bretagne et des Pays de l'Ouest*, Volume 131, No 1, March 2024, by Presses Universitaires de Rennes. Available at the website of Open Edition Journals [Annales de Bretagne et des Pays de l'Ouest - Anjou. Maine. Poitou-Charente. Touraine \(openedition.org\)](https://www.openedition.org)

9. *The life and death of windmills in central Poland: Between lost heritage and the heritage of memory*, by Robert Piotrowski (Laboratory for Interdisciplinary Research into the Anthropocene, Institute of Geography and Spatial Organisation of the Polish Academy of Sciences in Warsaw), Maciej Prarat (Nicolaus Copernicus University, Faculty of Fine Arts, Department for the Study and Protection of Cultural Heritage), Zachariasz Mosakowski (Laboratory for Interdisciplinary Research into the Anthropocene, Institute of Geography and Spatial Organisation of the Polish Academy of Sciences in Warsaw) and Wojciech Bartz (University

## In This Issue

[Editor's message](#)

[World News](#)

[Publications](#)

[E-News Team](#)

## Information Links

[Council](#)

[TIMS Home Page](#)

[Membership 2024](#)

[Our Bookshops](#)

[Click here for printable version](#)

of Wrocław).

**Abstract:** Windmills are one of the most complex human inventions of the pre-industrial era. Making use of wind energy to serve human needs was not only a miracle of architecture and technology; it produced silent witnesses of history – an important part of a rural landscape, local identity and folklore. Thanks to their multiple roles, windmills are useful research objects for scientists in various fields. In Poland the first written records of windmills date from the thirteenth century. Shortly after World War II there were still about 3300 such constructions (many of them still fully operational) despite losses in the war. Today there are around 250 windmills under legal protection (around 70 of which were moved to open-air museums). This figure illustrates the vulnerability and progressive disappearance of Poland's windmills. Despite the efforts made to protect this heritage, often the only remnants of such objects are the memories of people living nearby. These memories join the present with the past, recall people and their work, and preserve the memory of an item. Windmills that have ceased to exist are still present in people's collective remembering as a sum of their subjective experiences and impressions. In this paper, we decided to combine different approaches to the matter of heritage – both tangible and intangible. We argue for the importance of collecting recollections of ordinary people and interviews with eye witnesses, as well as examples of institutional or private efforts made to protect windmills, to explain the equal value of both of these methods for preserving memories about the work and skills of millers – that is, the memory of a profession that was once a vital part of cultural identity.

In English.

Size: A4, 25 pages, illustrated with nine coloured photographs and one map.

Published in: “*Muzeológia a kultúrne dedičstvo*”, 2024, Vol. 12, Issue 2, pages: 5-25.

The article can be downloaded from : [anot\\_2\\_24\\_en \(muzeologia.sk\)](#)

Highly recommended:

10. *Hondenmolens in de Lage Landen* [Dog Wheels in the Low Countries], by Jan Delcour and John Verpaalen.’

TIMS members will have read Jean-Pierre Azéma's article in IM 108 (June 2024) about the thesis on animal driven mills. It concludes with the statement that the subject needs a lot more study. This autumn, a major work will be published that fills at least part of this gap: Dog Wheels in the Low Countries. It was created after years of intensive collaboration between the two authors, Jan Delcour from Flanders



## In This Issue

[Editor's message](#)

[World News](#)

[Publications](#)

[E-News Team](#)

## Information Links

[Council](#)

[TIMS Home Page](#)

[Membership 2024](#)

[Our Bookshops](#)

[Click here for printable version](#)

and John Verpaalen from The Netherlands.

Jan Delcour (1947) published an initial study on dog wheels in 1999 and has done a lot of research into these small-scale tools.

John Verpaalen (1951) has also been studying this subject for years and has published numerous articles on it. He has also written several books in which dog wheels are often discussed.



The idea of owning a dog for the sole purpose of keeping humans company is relatively new. In the past, dogs were not companions, but 'workers', used according to their qualities and abilities. Humans have always tried to eliminate monotonous or heavy work where possible and used animals to take their place. Dogs proved to be an ideal source of energy, and since the 16th century they have been used more and more as a small and economically responsible 'engine'. The animal walked in a tread wheel and its modest power was sufficient for small-scale jobs. It could drive a butter churn, a bellows or band-saw, a grindstone or a carrot cutter and it could even pump water. A 1910 agricultural census in Belgium recorded almost 16,000 dog wheels. Today, it is estimated that there are only 25 left in Flanders and 15 in The Netherlands. The rise of cooperative dairy factories in The Netherlands, as early as the second half of the 19th century, but also due to the two World Wars and the rise of new energy sources, made that the number of dog wheels quickly went downhill. New laws and regulations in the field of animal protection meant the end of the role of the dog in an important agricultural and industrial past. This aspect of our socio-economic history has remained largely underdeveloped to date. With this extensive study, such as has never been devoted to these tools before, the authors hope to fill this gap.

The book consists of two parts. In addition to a general section on the history, construction, functions, etc., the reader will find an extensive inventory of all existing dog wheels in The Netherlands, Belgium and the north of France. There are also dozens of images of dog wheels that have not survived.

In Dutch.

Size: A4, appr 300 pages, hard cover. Limited number of 250 copies. Illustrated with appr 330 images in full colour.

Published by Stichting Levende Molens, Roosendaal, Netherlands, 2024, ISBN 978-90-829591-1-6.

Price 39,95 €. Available from the publisher, Stichting Levende Molens, at [Boeken Archieven - Stichting Levende Molens \(molencentrum.nl\)](http://Boeken Archieven - Stichting Levende Molens (molencentrum.nl))

Please remember to send us details on the books that you would like to see here next time!

## MESSAGE FROM THE E-NEWS TEAM

We hope that you have enjoyed this issue of E-News. We are dedicated to spreading this information to all mill friends, so please feel free to forward it to anyone who might also be interested. And remember, if you have any news items, short articles, books, announcements, photographs or anything else that you want to share, please send it to the editor, Leo van der Drift, [lvddrift@telfort.nl](mailto:lvddrift@telfort.nl) . This Newsletter cannot exist without you! The next issue, No 38 is scheduled for March 2025.




### In This Issue

[Editor's message](#)

[World News](#)

[Publications](#)

[E-News Team](#)



### Information Links

[Council](#)

[TIMS Home Page](#)

[Membership 2024](#)

[Our Bookshops](#)

[Click here for printable version](#)