

# TIMS E-NEWS

## The International Molinological Society

Spring/ Summer 2022

Issue 32

### In This Issue

[Intro by our President](#)

[Agenda](#)

[World News](#)

[Publications](#)

[E-News Team](#)

[Information Links](#)  
[Council](#)  
[TIMS Home Page](#)  
[Membership 2022](#)  
[Our Bookshops](#)

[Click here for printable version](#)

### INTRO BY OUR PRESIDENT

Dear TIMS Members and Mill Friends,

In these worrying times, our thoughts are with our Ukrainian friends and their families.

We are all looking forward to the end of Corona. In several countries most restrictions have been eased. So, we hope that the first two Midterm Tours in Bulgaria can take place as planned. We plan to start with the registration somewhere in the May- June timeframe. An email announcing the start of registration will be sent to all members, and published on our website.

On behalf of the TIMS E-News team, I would like to thank all those who contributed to this issue. We have news items from all over the world, including South Africa, Cyprus, Romania, Belgium, Germany, The Netherlands, Kosovo, Pakistan, Bosnia-Herzegovina and the USA. And not to forget the agenda with the National Mill Days 2022.

On Sunday 18 April 2021 a bush fire destroyed the well-known Mostert's Mill near Cape Town. But our friends in South Africa have already started with the restoration. Find more information in the article "Progress at Mostert's Mill, Cape Town!" in this issue.

Another article deserving special attention is the "New Research Project on Cyprus' Mills" by our member Euphrosyne Rizopoulou-Egoumenidou. The target of this project is to put Cyprus on the molinological world map, to create a basis for further research and to initiate the preservation and restoration of mills.

As always Leo, our E-News editor, would like to encourage you to send us your inputs. So, if you:

- know about a new mill book, or
  - have heard about a mill conference, or
  - would like to introduce a mill museum or collection, or
  - have news you think could be of interest to other mill enthusiasts,
- then please let us know!!! An email to Leo ([lvddrift@telfort.nl](mailto:lvddrift@telfort.nl)) will do.

Our online presentations on various molinological topics will continue in 2022. The presentations will be announced by email and on our website. All presentations will be stored in the TIMS Digital Library.

Not a member of TIMS yet? Well, it is easy to enroll, just complete the [online application form](#) .....

Enjoy reading E-News !!

Willem van Bergen

[e-mail: wdvb@gmx.de](mailto:wdvb@gmx.de)

*Three TIMS Council members and Nazar Lavrinenko (right), organiser of the First International Conference on Molinology in Ukraine in October 2009. Photo taken at Teklyne post mill (Smila district, Cherkasy oblast, Ukraine). Photographer unknown.*



## AGENDA

At the time of writing, most National Mill Days are planned, but it is still uncertain if they can actually be held. So please make sure to check the websites for the latest information before travelling anywhere.

### NATIONAL MILL DAYS 2022

**Belgium (Flanders)**, Sunday 24th April <http://www.molenforumvlaanderen.be/>

European Heritage Day, Sunday 11th September.

**Denmark**, Sunday 19th June, <http://www.danskmolledag.dk/>

**France**, Saturday 21st & Sunday 22nd May (European Mill and Millstone Heritage Days), <http://www.journees-europeennes-des-moulins.org/>

**France**, Saturday 25th & Sunday 26th June (Journées du Patrimoine de Pays & des Moulins), <http://www.moulinsdefrance.org> and [www.patrimoinedepays-moulins.org](http://www.patrimoinedepays-moulins.org)  
European Heritage Days, Saturday 17th & Sunday 18th September.



**Germany**, Monday 6th June (Whitsun Monday)

Over 1,000 wind- and watermills are open to the public.

An index of all mills that participate in the National Mill Day will be published on the internet site of DGM, <https://www.deutsche-muehlen.de/deutscher-muehlentag/>

European Heritage Day, Sunday 11th September.

**Italy**, Saturday 21st & Sunday 22nd May (European Mill Days), <http://www.aiams.eu/>

**Netherlands**, Saturday 14th & Sunday 15th May [Molen - De Nederlandse Molen \(molens.nl\)](http://www.molens.nl)

European Heritage Days, Saturday 10th & Sunday 11th September.

**Portugal**, Saturday 2nd & Sunday 3rd April <http://www.moinhosdeportugal.org/ws/>

**Switzerland**, Saturday 28th May (Saturday after Ascension Day), <http://www.muehlenfreunde.ch/fr/millday/index.html>

**UK**, Saturday 7th & Sunday 8th May <https://www.spab.org.uk/mills/national-mills-weekend>

The National Mills Weekend takes place across the UK every May. More than 300 windmills and watermills would usually be open to the public to celebrate our milling heritage and we are hoping that many mills will be able to open their doors again this year. For the last two years the

## In This Issue

[Intro by our President](#)

[Agenda](#)

[World News](#)

[Publications](#)

[E-News Team](#)

## Information Links

[Council](#)

[TIMS Home Page](#)

[Membership 2022](#)

[Our Bookshops](#)

[Click here for printable version](#)

## In This Issue

[Intro by our President](#)

[Agenda](#)

[World News](#)

[Publications](#)

[E-News Team](#)

[Information Links](#)  
[Council](#)  
[TIMS Home Page](#)  
[Membership 2022](#)  
[Our Bookshops](#)

[Click here for printable version](#)

National Mills Weekend took place online. For more information, please consult the website.

### REGIONAL MILL DAYS 2022

**Sweden**, Sunday 3rd July, Skåne, “Möllornas Dag”,  
<https://www.hembygd.se/foreningen-skanska-mollor/>

During the European Heritage Days in September, a lot of mills are open to the public as well. The programs for this event are not yet available. Always make sure to check details before you go!

### SPAB MILLS SECTION EVENTS CALENDAR, SPRING 2022

Title: **Milling Matters - Dusty Mill: Dusty Miller**

Date: 5 April 2022

Time: 12 noon - 13.30

Cost: £6 / £5

Short description of event: Online Lecture - Working mills rattle and shake, and learning to listen and understand is a key part of being a successful miller. Here SPAB Fellow, Karl Gravat will talk about his journey to discovery with his mill, ‘Millie’. Part of the SPAB Scotland Milling Matters Series.

Website link for further information/booking: <https://www.spab.org.uk/whats-on/lectures/milling-matters-dusty-mill-dusty-miller>

Title: **Milling Matters - The Challenge of Saving Rosefield Mills**

Date: 3 May 2022

Time: 12 noon - 13.30

Cost: £6 / £5

Short description of event: Online Lecture - Rosefield Mills is a massive complex of former mills in Dumfries. Luke Moloney of Dumfries Heritage Trust will be speaking about their plans to return the space to community use. Part of the SPAB Scotland Milling Matters Series.

Website link for further information/ booking: <https://www.spab.org.uk/whats-on/lectures/milling-matters-challenge-saving-rosefield-mills>

Title: **Milling Matters - Scottish Mills Weekend**

Date: 7 & 8 May 2022

Time: 9am - 5pm

Cost: £95 early bird, £110 / £75

Short description of event: In-Person Event - A celebration of milling in Scotland to be held at Lower City Mills, Perth. There will be talks, tours, opportunities for networking and finding out more about how we can collectively help the milling community in Scotland. Part of SPAB Scotland Milling Matters.

Website link for further information/ booking: <https://www.spab.org.uk/whats-on/events/milling-matters-scottish-mills-weekend>

## WORLD NEWS

### ROMANIA

#### 85 Mills Discovered in Western Romania

ROMANIA. 85 mills have been identified in Timis county, in Western Romania, during a four-month long research project by Asociația Acasă în Banat, a local NGO member of TIMS. The research included photographing the mills, registering their GPS location, interviewing key stakeholders, consulting archives and publishing the results online. Of the 85 mills found, 71 are stopped or in a state of disrepair, while 14 mills are still functioning. The majority of these mills were originally powered by steam or diesel engines, but later converted to electrical ones or even changed functionality completely. One particularly rare rice hulling mill was discovered close to Banloc and is now in a critical conservation state. A complete turbine watermill has survived on the Bega river and is now operating a few days a week, making excellent grain flour. The oldest mill still functioning was built in 1880 in Jimbolia.

The project is a continuation of the research done in the past two years by the same NGO, which saw the discovery of over 250 watermills in the region.

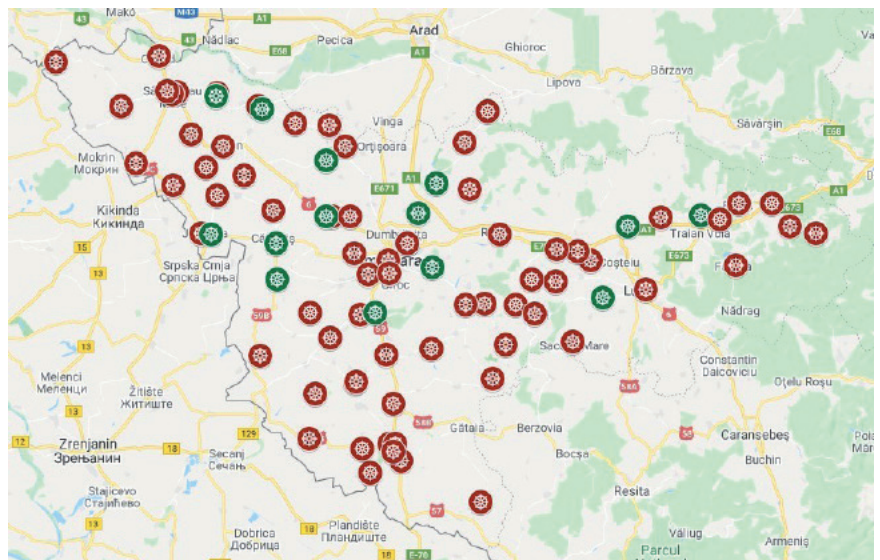
More details can be found here: <https://acasainbanat.ro/morile-banatului/>

Radu Trifan

President of Asociația Acasă în Banat

[acasainbanat@gmail.com](mailto:acasainbanat@gmail.com)

Map of the mills (red – not working, green – working):



A short selection of photos from the project:



## In This Issue

[Intro by our President](#)

[Agenda](#)

[World News](#)

[Publications](#)

[E-News Team](#)

## Information Links

[Council](#)

[TIMS Home Page](#)

[Membership 2022](#)

[Our Bookshops](#)

[Click here for printable version](#)

## In This Issue

[Intro by our President](#)

[Agenda](#)

[World News](#)

[Publications](#)

[E-News Team](#)



[Information Links](#)  
[Council](#)  
[TIMS Home Page](#)  
[Membership 2022](#)  
[Our Bookshops](#)

[Click here for printable version](#)

### **The 22 Watermills in Rudaria Are Now Included in a Newly Opened Trail.**

ROMANIA. A new trail including the 22 watermills of Rudaria, a small village in Western Romania, was opened in September 2021, after 6 months of intense work by Asociația Acasă în Banat, a local NGO member of TIMS. The newly built 6km path allows tourists to discover the unique mill heritage of Rudaria, the most valuable of its kind preserved in Romania. Over 350 volunteers took part in the project, which included collecting over 1000 bags of garbage, digging canals, fixing a dam, clearing paths, building small bridges and benches, marking the trail and installing various tourist signs. Maintenance work was done at all the 22 mills and a wooden shingles roof was restored using traditional methods.

## In This Issue

[Intro by our President](#)

[Agenda](#)

[World News](#)

[Publications](#)

[E-News Team](#)

## Information Links

[Council](#)

[TIMS Home Page](#)

[Membership 2022](#)

[Our Bookshops](#)

[Click here for printable version](#)

The project was financed by the Orange Foundation Romania in partnership with the Local Council and had a total budget of 7000 euro. Asociația Acasă în Banat plans to continue to do research and watermill rescue in the area and work closely with the local communities to revive traditional milling and encourage mill tourism as a means of sustainable development.

More details can be found here: [taramorilordeapa.ro](http://taramorilordeapa.ro); [fb/taramorilordeapa](https://fb/taramorilordeapa)

Radu Trifan

President of Asociația Acasa in Banat

[acasainbanat@gmail.com](mailto:acasainbanat@gmail.com)

A short selection of photos from the project:



## In This Issue

[Intro by our President](#)

[Agenda](#)

[World News](#)

[Publications](#)

[E-News Team](#)

## Information Links

[Council](#)

[TIMS Home Page](#)

[Membership 2022](#)

[Our Bookshops](#)

[Click here for printable version](#)



## GERMANY

### Restoration of the “Britzer Mühle” - Berlin, by *Gerald Bost*.

In Britz, in a meadow orchard at the edge of the “Britzer Garten”, is probably the oldest functioning mill in Berlin. The building is over 150 years old, and volunteers still make flour and bake bread here. TIMS members who attended the symposium in 2019 were able to visit the mill at that time.



Starting in June 2021 a renovation took place. First, the sails of the approximately 20-metre-high structure were dismantled, then by the end of September 2021,

## In This Issue

[Intro by our President](#)

[Agenda](#)

[World News](#)

[Publications](#)

[E-News Team](#)

## Information Links

[Council](#)

[TIMS Home Page](#)

[Membership 2022](#)

[Our Bookshops](#)

[Click here for printable version](#)

the façade and also parts of the cap and the curb, were renovated. The twelve-sided mill has been given new wooden shingles on the outside. The sails and the fantail, which keeps the sails into the wind, were repaired. In addition, the lightning protection, the windows, the electrical installations and the brick base were renewed or repaired.

The renovation was financed with state funds from the “Special Infrastructure Fund for the Growing City”. According to the operator, *Grün Berlin GmbH*, the budget was about 700,000 euros.

Britzer Mühle was built in 1865 in the then modern architectural style, as a so-called Dutch mill. This means that its cap can turn independently in the wind with the help of a fantail. At the end of the 1950s, the mill was bought by the state of Berlin. In 1985, on the occasion of the Federal Garden Show in the adjacent Britzer Garten, the mill was extensively renovated. The mill thus became an official part of the park. Since then, the sails have been turning again.

Today, interested people can not only buy bread and go inside the mill to see how it works, but can also train to become amateur millers themselves. The training is intended to ensure that the mill will continue to be looked after by skilled people in the future.

During the renovation work and due to the pandemic, there were no visits or guided tours last year. The Association looks to the future with confidence and hopes that guided tours and festivities at the mill will be possible again this year.

### **Contractors Britzer Mühle 2021**

The following firms took part in the project:

#### **Project client (owner of the mill)**

Grün Berlin GmbH

#### **Mill construction / Carpentry / Millwright**

Zimmerei Ulrich Blümner

Dipl.-Ing. (FH) f. Hochbau

Ulrich Blümner

Büster Straße 12a

39629 Bismark (Altmark)

#### **Site management and architectural office**

Günther Hasenberg

Leibnizstraße 33

10625 Berlin-Charlottenburg

#### **Lightning protection**

Helmut Magdeburg GmbH

Germersheimer Weg 66a

13583 Berlin

#### **Electrical planning**

ECOPLAN GmbH

Planungsbüro & Beratende Ingenieure

Karlsbader Straße 3

14193 Berlin



## In This Issue

[Intro by our President](#)

[Agenda](#)

[World News](#)

[Publications](#)

[E-News Team](#)

## Information Links

[Council](#)

[TIMS Home Page](#)

[Membership 2022](#)

[Our Bookshops](#)

[Click here for printable version](#)

### Roofing: wooden shingles (larch)

Firma Thomas Schöttl

Blumau 10

94579 Zenting

<https://www.holzschindelverlegen.de/britzler-muehle/>

### Accompanying building advice

Britzer Müllerei e.V.

Buckower Damm 130

12349 Berlin

Rüdiger Hagen

Mühlenbautechniker

Waldrebenweg 4

30900 Wedemark - Brelingen

### Making Technical History Visible

The German *Bund Heimat und Umwelt in Deutschland* (BHU – Federation of Homeland and Environment) is looking for examples for the Cultural Monument of the Year 2022: Historic Mills and Hammers.

Technical progress has always determined human life. In line with this, special devices were developed to make work easier. Mills are an outstanding example of the combination of technology and architecture. For over 2000 years, they have harnessed wind, water and muscle power to generate energy. For a long time, historical mills were considered outdated, but with the shift towards renewable energies, their use is once again in the spotlight. This is why the BHU and its regional associations have chosen historic mills and hammers as the theme of Cultural Monument 2022.

The long history of the development of mills, whose beginnings date back to Roman times, has produced a comprehensive wealth of variants. Mills are classified according to their type of use and drive. In addition to the classic grain mills, saw mills and paper mills, many more types were developed. Their use also varies with the geographical topography, so that watermills, for example, are more likely to be found in regions with slopes, or windmills in the lowlands. Due to the increasing use of electricity, mechanical energy generation with the help of mills receded into the background and active management of the mills was no longer economically viable. Even though wind and water power are now increasingly used again in modern energy production, the historical mills are increasingly being forgotten.



Yet they are particularly worthy of protection as examples of past craftsmanship and as contemporary witnesses of technology that shape the landscape.

Further information can be found on the Internet at: [www.bhu.de](http://www.bhu.de)

Bund Heimat und Umwelt (BHU) provides a free app “1001 Denkmal” (1001 monuments), which presents over 1000 monuments from all over Germany that have nationwide significance. All information is in German.



IOS



Android

A free wall calendar for 2022, bordered with mill illustrations, can be requested by e-mail. Please write to: [bestellung@bhu.de](mailto:bestellung@bhu.de)



### Germany: Dates for your calendar

6 June 2022                      Deutscher Mühlentag / National Mill Day  
25 June 2022                     Annual meeting of DGM

### The Music Machine of Salomon de Caus, by Bernhard Fritsche.

“A show in 1615”, promises the lead story in the brochure of the Saxony-Anhalt Cultural Foundation, with the music machine from Salomon de Caus. This show can be experienced in the Michaelstein Monastery - music academy and museum - in Blankenburg in the Harz region. A scene from ancient mythology is accompanied by Italian organ music. In this technical masterpiece, hydropower sets a sculpture and a pin roller for

## In This Issue

[Intro by our President](#)

[Agenda](#)

[World News](#)

[Publications](#)

[E-News Team](#)

[Information Links](#)  
[Council](#)  
[TIMS Home Page](#)  
[Membership 2022](#)  
[Our Bookshops](#)

[Click here for printable version](#)

## In This Issue

[Intro by our President](#)

[Agenda](#)

[World News](#)

[Publications](#)

[E-News Team](#)

## Information Links

[Council](#)


[TIMS Home Page](#)

[Membership 2022](#)

[Our Bookshops](#)

[Click here for printable version](#)

organ music in motion. The music machine is a one-off, a total mechanical work of art, the production of music with renewable energy. It was designed by the engineer and physicist Salomon de Caus, who was also a garden architect for the Heidelberg Castle Gardens. Three huge water wheels move the pin roller and the bellows for the ringing organ pipes, and use chains to pull a white Galatea, a nymph from Greek mythology, over the stylized waves. Salomon de Caus, who lived from 1576 to 1626, was never able to implement his design or see it in action. Because of the Thirty Years War, the machine was not built.



*This picture shows two of the three water-wheels and next to the left hand wheel the pin roller for the organ.*

In 1998, however, the reconstruction of the machine, which was built at the Technical University in Aachen by scientists and students based on relevant records from De Caus, was completed.

In 2003 the Cultural foundation Sachsen-Anhalt bought the functional system, and since 2019 it has even been located in a specially built building.

Conclusion: The “Show anno 1615” is by no means promising too much to visitors and listeners. A film and media station provide additional technical impressions. For me, it is one of the most interesting examples of the use of “mill technology” in recent years.

More information at:  
[www.kloster-michaelstein.de](http://www.kloster-michaelstein.de)

## BELGIUM

### **New Economic Ideas Needed for an Historic Water Mill, by Wouter De Maeseneire.**

As the son of a mill owner, I have been looking for an idea for a fresh, economic stimulus for a while. Exactly one hundred years ago, my great grandfather bought a water mill (Nuns Mill - Mill of the Nuns) for his two sons. The mill remained economically viable until the 1970s for, among other things, grinding cattle feed. Then my grandparents retired. Meanwhile, 20 years ago the mill was restored and my father was able to realise a childhood dream. A modest catering business was accommodated in the living quarters of the mill site and operated by ourselves as a hobby. The water mill was open for visitors. This is already several years ago and at present little is happening in and around the mill.



My father is starting to get older, maintenance is starting to weigh, and ideas are coming up to sell the mill. Personally, a sale to a private individual who would usually keep the mill closed throughout the year

## In This Issue

[Intro by our President](#)

[Agenda](#)

[World News](#)

[Publications](#)

[E-News Team](#)

[Information Links](#)  
[Council](#)  
[TIMS Home Page](#)  
[Membership 2022](#)  
[Our Bookshops](#)

[Click here for printable version](#)



brings me little joy.

As the youngest son, I am currently looking for a way to keep the mill in the family and to give it a new lease of life, with an economic and social value. Belgium is a small country within our world, so I have been wondering what initiatives exist elsewhere in the world of water- or windmills? I am seeking good

ideas that are ‘out of the box’, programmes that are 21st century focused, and that are economically profitable whilst preserving the technical and historical value of the mill and site where the mill resides. Surely someone, somewhere in the world, has raised a fresh idea within this domain.

If you have knowledge of a special initiative around an economic model on a mill site somewhere in the world, please feel free to share it.

Thank you in advance for reading this and best regards,

Wouter De Maeseneire

Belgium

Email [wout\\_dm@hotmail.com](mailto:wout_dm@hotmail.com)

## UNITED STATES


**All Mills in Colonial Pennsylvania Were Valuable, But One Was Vital to the Revolution**, *Text by Emily Weber-Wood, photographs courtesy Friends of Washington Crossing Park.*



Most of our pantries contain a five-pound bag of flour from the grocery store. Although you can purchase flour ground at the Thompson-Neely Grist Mill, located within Washington Crossing Historic Park in Washington Crossing, Pa, locally ground flour is

fairly rare in the twenty-first century.

Not so in George Washington’s day. From a family’s kitchen table to Washington’s army, let’s take a look back at how grain products – and the mills that made them – played an essential role in colonial life.



## The Power of Flour

It’s hard to overstate the importance of flour and cornmeal

## In This Issue

[Intro by our President](#)

[Agenda](#)

[World News](#)

[Publications](#)

[E-News Team](#)

[Information Links](#)  
[Council](#)  
[TIMS Home Page](#)  
[Membership 2022](#)  
[Our Bookshops](#)

[Click here for printable version](#)

in the 1770s. Both could be used in many different ways. In addition to bread, other common baked goods included biscuits and pies, both savory and sweet.

However, fresh-baked bread would have been a treat for the Continental Army in 1776. As part of their daily rations, each soldier was supposed to receive a pound of flour. Because their rations were often



lacking, many got by on a minimalist concoction called a “firecake,” flour and water mixed together and baked in iron kettles. There was no yeast or leavening agent, so the firecakes were flat and dense. One account describes them as “tasteless” on a good day.

Flour was also traded between neighbors for other goods, but more often mill owners sold their flour at the market in Philadelphia. Bucks County’s close proximity to the port city meant that millers could ship their product there within a day. From there, it went up and down the East Coast and much farther, to markets in Southern Europe and the West Indies.

Flour sold through the Philadelphia market was subject to quality control standards that increased its value everywhere. In fact, until the British invasion in 1777, millers and flour merchants boasted record profits.

“Even if their stockpile of grain was gone, a family who operated a mill would likely have income coming in,” explains Ross Heutmaker, the farmstead manager at Washington Crossing Historic Park.

### **Mills and the Revolution**

One such mill owner was Robert Thompson, who had become one of the wealthiest men in Bucks County by December 1776.

“When George Washington’s Continental Army arrived in Bucks County that month, it wasn’t welcomed by everyone,”

says Kimberly McCarty, the park’s curator. “Washington was concerned about those he referred to as ‘disaffected people,’ or locals who weren’t committed to either side, and the potential for spies within the area.”



Thompson, however, appears to have supported the revolution. When some millers refused to sell flour to Washington, preferring instead to send it to the market in Philadelphia where it would likely fetch a significant profit, Thompson likely helped feed Washington’s starving army.

## In This Issue

[Intro by our President](#)

[Agenda](#)

[World News](#)

[Publications](#)

[E-News Team](#)

[Information Links](#)  
[Council](#)  
[TIMS Home Page](#)  
[Membership 2022](#)  
[Our Bookshops](#)

[Click here for printable version](#)

And he didn't stop there. For about two weeks, the soldiers lived in tattered tents, makeshift huts, and assorted structures on Thompson's farmstead – including the barn, outbuildings, and even the family's home.



“During that period, the beleaguered army resided alongside Thompson and his family, as well as the people Thompson employed to operate the mill during its peak season, which ran through January,” McCarty says.

The encampment completely disrupted the daily activities of the household and business. Horses and wagons came and went. Latrines were dug nearby. Camp followers – typically the soldiers' wives and children – did laundry and tended to the sick.

Even more, the flour bought by Washington was paid with Continental Currency, which was quickly losing value. Still, Thompson appears to have remained unwavering in his support.

### **A Moment in Time**

“Despite the strain on their resources during the encampment, the Thompson family's milling business endured long after the revolution,” Heutmaker says.

After Thompson's death in 1802, the bulk of his estate, including the mill, was inherited by his grandson, Robert Thompson Neely.

In 1828, the construction of the Delaware Canal caused irreparable damage to the mill, which was originally located along Pidcock Creek, in front of the family home. Neely was awarded \$8,000 in damages from the Commonwealth of Pennsylvania and subsequently rebuilt the mill in its current location.

In 1873, it was destroyed by fire. Again, it was rebuilt, this time with interior grain elevators. Business resumed in 1875.

The mill was ultimately purchased by the Commonwealth and eventually closed in 1910. It sat dormant until the 1970s when the Pennsylvania Historical and Museum Commission carried out archaeological research and restoration of the site. A new water wheel was installed in its original location, and the mill was restored to a state resembling that of a grist mill of the late 1820s. About 20 years later, the building was once again shuttered.

Although much of the structure itself remained intact, trees and debris clogged the waterways, the water wheel was damaged, and the grinding stones fell into disrepair after the mill was closed.

Fundraising by the Friends of Washington Crossing Historic Park, paid for the much-needed restoration work, which began again in

## In This Issue

[Intro by our President](#)

[Agenda](#)

[World News](#)

[Publications](#)

[E-News Team](#)

## Information Links

[Council](#)

[TIMS Home Page](#)

[Membership 2022](#)

[Our Bookshops](#)

[Click here for printable version](#)

late 2016 in partnership with the Pennsylvania Department of Conservation and Natural Resources. The Thompson-Neely Grist Mill was opened to the public on March 17, 2018.

Today, guests of the park can enjoy tours of the mill between March and November. Visit [Thompson-Neely Grist Mill | Washington Crossing Historic Park](http://Washington Crossing Historic Park) ([washingtoncrossingpark.org](http://washingtoncrossingpark.org)) for more information.

## Posts from the Tide Mill Institute

*The Tide Mill Institute*

Posted on November 3, 2021:

**Long Island Tide Mill Restoration: Amazing Progress in 2021**

[Long Island \(NY\) Tide Mill Restoration: Amazing Progress in 2021 - Tide Mill Institute](#)

Posted on November 16, 2021:

**The Truro Tide Mill's Final Years**

[The Truro Tide Mill's Final Years - Tide Mill Institute](#)

Posted on January 9, 2022:

**Blue Hill's Early Water-Powered Mills**

[Blue Hill's Early Water-Powered Mills - Tide Mill Institute](#)

Posted on January 22, 2022:

**World Wide Tide Mill Data Now Available Online**

[Worldwide Tide Mill Data Now Available On Line - Tide Mill Institute](#)

Posted on January 31, 2022:

**Tide Mill Talks: A New Tide Mill Institute Speaker Program**

[Tide Mill Talks: New Tide Mill Institute Speaker Program - Tide Mill Institute](#)

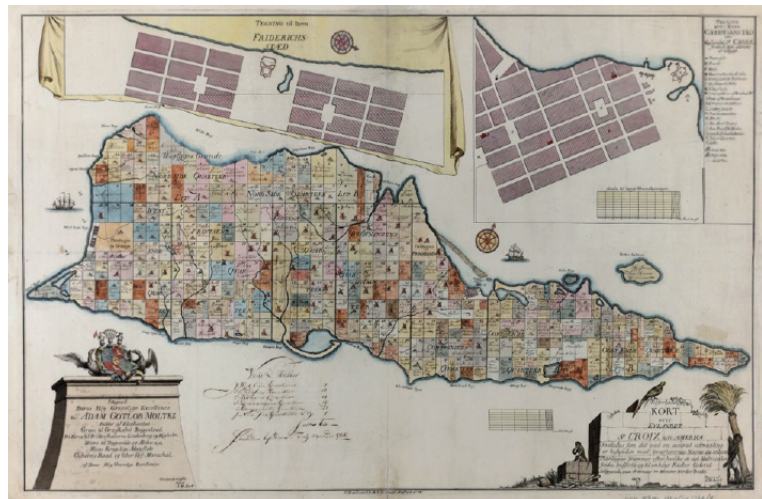
Posted on February 6, 2022:

**Take A Virtual Tour: New York City Tide Mill Sites**

[Tide Mills: Green Energy from the Colonial Era | Episode 239 - YouTube](#)

## SAINT CROIX, US VIRGIN ISLANDS

**Saint Croix Maps Trace Sugar Industry Growth with Mill Icons**



Map source: <http://www5.kb.dk/maps/kortsa/2012/jul/kortatlas/object79731/da/>

## In This Issue

[Intro by our President](#)

[Agenda](#)

[World News](#)

[Publications](#)

[E-News Team](#)

## Information Links

[Council](#)

[TIMS Home Page](#)

[Membership 2022](#)

[Our Bookshops](#)

[Click here for printable version](#)

TIMS member Dr. William Cleveland gave a presentation to the Society of Virgin Islands Historians about differences found among dozens of surviving maps of the island of St Croix, based on the work of Jens Michelsen Beck. These maps range in year of creation from 1754 to 1791, a period of rapid growth of the sugar industry on the island of St. Croix. There are two printed maps along with multiple annotated copies and manuscript reproductions. The annotated copies and manuscript reproductions span a 25-year period, but data in consistencies shroud in mystery the exact date for each map.

For molinologists, one very interesting and notable feature of these maps is the indication of sugar cane crushing machinery for the various estates on the island. Icons represent windmills and animal mills. By comparing differences between the maps, together with information from other sources, a general timeline can be drawn enabling a clearer understanding of this set of maps that helps trace the growth of the sugar industry across St. Croix.

A video of the image-rich presentation can be viewed on the SVIH You Tube channel at <https://youtu.be/uqH-rlA2Dz8>

Anyone with questions or comments about the research is encouraged to reach out to Bill at [william.cleveland@gmail.com](mailto:william.cleveland@gmail.com)

## CYPRUS

**New Research Project on Cyprus' Mills**, by *Euphrosyne Rizopoulou-Egoumenidou*.

In May 2021 a team of researchers submitted a proposal to the University of Cyprus (A. G. Leventis Foundation Research Committee), for a research project entitled “Recapturing, documenting, digitizing and promoting the Mill Heritage of Cyprus. The grain-grinding mills: animal-driven mills, windmills, watermills (16th- 20th century). Acronym: GraMiC”. The project GraMiC has been selected as the eighth best out of forty-eight proposals. The project falls under the thematic area pre-industrial technology and cultural heritage management. The principal investigator is Dr. Angel Nicolaou-Konnari, Associate Professor in the History of the Greek World under Latin Rule, Head of the Department of History and Archaeology, University of Cyprus (UCY). Apart from three Departments of the University of Cyprus, other main collaborators of the project are: The Cyprus Department of Antiquities, The Cyprus Institute, The Director of Kykkos Museum and the Acting State Archivist-Cyprus State Archive. The project will be carried out by architects, archaeologists, historians, civil engineers and computer scientists. The duration of the research project will be two years (February 2022-January 2024).

In Cyprus, mill heritage is a relatively new field of research. Within the framework of two projects (1998-2000, 2005-2008), a team of architects, archaeologists and historians of the University of Cyprus, located and recorded numerous watermills in areas throughout the island, and prepared measured drawings of 96 representative examples. The same team is ready to resume and enhance the research of mills, including the



## In This Issue

[Intro by our President](#)

[Agenda](#)

[World News](#)

[Publications](#)

[E-News Team](#)

[Information Links](#)  
[Council](#)  
[TIMS Home Page](#)  
[Membership 2022](#)  
[Our Bookshops](#)

[Click here for printable version](#)

almost completely unexplored animal-driven mills and windmills.

The Cypriot economy was agricultural and pastoral in character and remained so down to the 20th century. The current project focuses on the grain-grinding mills all over Cyprus, with a view to documenting them as an integral part of the rural environment and traditional life on the island over a span of time extending from the 16th to the 20th century. Throughout these centuries Cyprus came under the rule of three different masters: Venetians (1489-1570), Ottomans (1571-1878) and British (1878-1960). During the pre-industrial period the mill operating mechanisms were based on the exploitation of natural resources (animal, water and wind power), mainly for grinding grain. Grain, and therefore the mills, had a dominant position in the economy and life of a traditional society; the bread of Cyprus was considered the best in the Levant.

The current project aims at complementing, restructuring and interpreting the abundant data collected for the watermills located so far, and further more, at locating and documenting surviving windmills and animal-driven mills. The field study will be enriched with archival research and oral testimonies. Building on the digitization of available data, the aspiration is to provide an overview of grain-grinding mills in their environmental, historical and cultural context, presenting mill buildings and installations, milling processes, distribution of mills, their role in rural economy and life, the perceptions about the mill and the miller in folklore, and finally the mill as a feature of tangible and intangible Cultural Heritage. These targets will be accomplished with an interdisciplinary approach and with the aid of Digital Technologies (Digital Database, 3D documentation). Ultimately the aim is to create a basis for further research and give impetus to the preservation and restoration of mills.

## THE NETHERLANDS

### Stichting Molenwereld Website

In December last year, the “Stichting Molenwereld”, a Dutch foundation promoting the recording of knowledge and research on the history, construction and functioning of mills in The Netherlands, launched its new website.



*Oil mill De Zoeker, Zaandam, The Netherlands. Photo Leo van der Drift, April 2010.*

The foundation issues a journal called *De Nieuwe Molenwereld* twice a year (each volume is about 90 pages). There is a digital archive of the earlier journal *Molenwereld* that was published between 1998 and 2016. There are news items, for instance on restoration works across The Netherlands, and finally there is a web-shop. Curious? Please have a look at [Home - Molenwereld](#)

## SWITZERLAND

### **The SAILWIND Project**, by *Dieter Schwechten*.

Since I live in northern Switzerland, I know a number of old water mills around Lake Constance. It is always fascinating to see them in operation on Mill Day. But my particular interest and focus at the moment is a student project called SAILWIND. I thought it might be of interest to all TIMS members.



For years now we have been taking summer vacations in Greece, mostly on the islands or Peloponnese. While doing so, I always visit mills - water and wind mills - around our resorts. In 2014 we went on vacation to Santorini again and stayed in the hotel of our friends. On a beautiful evening with Greek music by the hotel pool under palm trees, my friend Agapios Skopelitis and I started a discussion about renewable energy sources on Santorini and other islands, and in Greece as a whole. There are none on Santorini!

The reason is quite simple: the authorities are afraid that big wind turbines and photovoltaic plants might disturb the beautiful view of the landscape and the historical villages, and the tourists will stop coming. After all, they see all the wind turbines already at home! Instead of PV and wind turbines, Santorini - like many other islands - has a stinking, polluting diesel power plant! What can be done in the future to solve the problem for tourist islands and other spots? The fantastic idea of SAILWIND was born that night. Why not renovate old sail windmills - not only as vacation homes - and install a new automatic (smart) rotor with generator and intelligent electronics in the mill, which look like a historical rotor? All the modern technology will be hidden under the roof of the mill. No one will know from a distance that it is a modern rotor. And we could also build new “mills”, even wind farms made of SAILWINDs, like Lasithi, Crete – the world’s oldest sail wind pump farm. Sail windmills are part of the historical heritage of Greek culture and are highly accepted. Even more, throughout the Mediterranean, in Portugal and southern France.

When we returned home from our 2014 vacation, we set about making initial sketches of how to solve the problem of rolling and trimming the 10 to 12 sails simultaneously. Agapios owns a carpentry shop in Santorini and is a very creative person. I myself am a mechanical engineer, a professor (retired since 8/2021) at the Constance University of Applied Sciences, and still active. By the way, I am an enthusiastic sailor. Since this time, we were both fascinated by our idea. So, I started to involve many students in the project, who wrote their theses (BA and MA) on various topics from CAD design to controls and electronics, and much more. Now we are almost done with the design and construction of a 4 m long test machine as a prototype with all the features of a large sail windmill. Why a prototype machine you may ask? In the literature,

## In This Issue

[Intro by our President](#)

[Agenda](#)

[World News](#)

[Publications](#)

[E-News Team](#)

## Information Links

[Council](#)

[TIMS Home Page](#)

[Membership 2022](#)

[Our Bookshops](#)

[Click here for printable version](#)

## In This Issue

[Intro by our President](#)

[Agenda](#)

[World News](#)

[Publications](#)

[E-News Team](#)

## Information Links

[Council](#)

[TIMS Home Page](#)

[Membership 2022](#)

[Our Bookshops](#)

[Click here for printable version](#)

there is no information about static and dynamic loads and wind forces on sail, rotor and tower during operation. Also, the mechatronics of rolling and trimming are new and innovative and must first be tested on a small scale before we assemble large mills with the new rotor. Therefore, the prototype machine is fully equipped with sensors for data acquisition and control.

SAILWIND 4 is a student project at the University of Constance, based on the enthusiasm and high commitment of students working on a renewable energy project (RES). After years of planning and conception, the realisation phase is now to begin. For this, we need about 50,000 € in donations from sponsors, because we have to order mechanical parts and buy industrial standard components (inverters, servos, bearings etc.).

In the long run, SAILWIND could be a start-up company, but for that we need a cooperating partner with expansion plans in Southern Europe, Turkey and North Africa. It has enormous potential with thousands of historic windmill sites! SAILWIND will be smart (like no other small turbine), but shall also be a “frugal innovation” with social aspects for these countries. We expect about 50 kWp for a SAILWIND 12 with 12 m rotor diameter, designed for a windy location. This puts the project in the range of small (home) wind turbines. You will find more information and the important “donation button” on our homepage:

[www.sailwind-power.eu](http://www.sailwind-power.eu)

We want to spread the fantastic idea of windmill utilisation and mill renovations combined with local energy production. This is why I would like to ask you to forward this information to anybody who might be interested in cooperating with us. Then local authorities and cooperatives of individuals can activate fundraising. And our university students can realise their prototype SAILWIND 4 as a first step. Please note that SAILWIND is definitely not commercial yet.

Thank you!



*Photo montage of Emporio, Santorini, Greece*

## In This Issue

[Intro by our President](#)

[Agenda](#)

[World News](#)

[Publications](#)

[E-News Team](#)

[Information Links](#)  
[Council](#)  
[TIMS Home Page](#)  
[Membership 2022](#)  
[Our Bookshops](#)

[Click here for printable version](#)

## YOUTUBE VIDEOS

During the last six months, Ton Meesters sent us several YouTube links. Please enjoy!

### **The Russian Windmill at Fort Ross, California, USA**

The first two are about the Russian windmill at Fort Ross in California. This full-size replica of an inverted windmill, where the windshaft is placed below the stones, was built in 2012 by Russian craftsmen, who you can see at work in the first video.

The second one was taken at the day of inauguration.

[Russian Windmill Construction - YouTube](#)

[The windmill is a gift to Fort Ross from Russian cultural and historical foundation - YouTube](#)



### **Watermill at Kushnin, Kosovo**

Another video on a Kosovan watermill at work in 2020, during the pandemic:

[Virus hikes work for 500-year old Kosovan watermill - YouTube](#)

### **Watermill at Swat, Pakistan**

Finally, a film shot in a watermill at Swat in Pakistan, north of Islamabad. Again, there are superb shots of a working mill!

[Old Water Mill - Panchakki | swat Pakistan | inam Khan swat - YouTube](#)

## BOSNIA and HERCEGOVINA

### A New Watermill for Srebrenica

The Bosnian Naturefriends organisation (1) launched the initiative *Srebrenica, City of Hope*. With this initiative they hope to stimulate young travellers to come to Srebrenica, with the intention of overcoming the grief caused by the massacre that took place here in 1995 by offering new perspectives for the Srebrenica community. To enable this, a new, sustainable Naturefriends accommodation centre will be built.

To support this project, the Dutch Naturfriends branch, *NIVON*, started a solidarity action by raising funds for the building of a new watermill to generate sustainable energy for the new Naturefriends' accommodation.

By the end of 2021, the mill building itself had been completed but there is still a lot that needs to be done. This includes the water supply to the mill and the interior. As well as a generator to provide electricity, a pair of stones to grind grain will also be installed. It is aimed that this project will be successfully concluded in 2022.

This Facebook page has a movie on the construction of the mill house: [Work in progress #Srebrenica... - Srebrenica - City of Hope \(facebook.com\)](#)

(1) For more information on *Naturefriends International*, please visit [Naturefriends International \(nf-int.org\)](#)

## SOUTH AFRICA

**Progress at Mostert's Mill, Cape Town!**, by *Andy Selfe*, early November 2021.

It's about time for an update on the progress on Mostert's Mill. First, the all-important permission from Heritage Western Cape to proceed with the restoration has been received. A copy of this and the plans must be on site throughout the restoration for any Official to inspect. HWC didn't require anything with respect to the working parts, so I've been pressing on anyway. Work is proceeding on three fronts. Mike Suttén of Solid Engineered Solutions, Grabouw, is busy with the curb rings. He's been on holiday for two weeks, back now, so I expect lots more progress on that front! He'd cut many of the arcs to the required thickness before he left. Jon Stevens of Floorscape, Maitland is busy with the cap frame. The two long sheers needed scarf joints to make them long enough. He is attaching with tenon joints the outriggers to them and making the fancy 'ogees' at the ends. He's busy with the tail beam which supports the heavy, stone bearing at the back of the wind shaft. Here at home, I've used up 9kg of epoxy resin on the 'shakes' in the spruce beams, and I'm happy with them now. Over the weekend I've been busy with the scarf joint in the middle of the long stretcher which will stick out on both sides of the cap, for turning it into the wind.

## In This Issue

[Intro by our President](#)

[Agenda](#)

[World News](#)

[Publications](#)

[E-News Team](#)

[Information Links](#)  
[Council](#)  
[TIMS Home Page](#)  
[Membership 2022](#)  
[Our Bookshops](#)

[Click here for printable version](#)

## In This Issue

[Intro by our President](#)

[Agenda](#)

[World News](#)

[Publications](#)

[E-News Team](#)

## Information Links

[Council](#)

[TIMS Home Page](#)

[Membership 2022](#)

[Our Bookshops](#)

[Click here for printable version](#)



*Some of the segments of the curb rings which Mike has been cutting.*



*One of Jon's scarfs in the massive sheers, made from old Bilonga wood which he had.*



*One shear has its outriggers fitted. The four bolt holes for the clamps at the scarf can be seen. The second shear is in the foreground. The outriggers will be cut to length when we have worked out how long they must be, and finished with fancy "ogees".*



*The beginnings of the tail beam, which will be beefed-up, back and underneath.*



*An ogee at the end of a shear, or maybe the Burgemeester?*



*Selecting the straightest pair of spruce beams for the long stretcher.*



*Two 8m beams laid end to end. Now they must be joined!*

## In This Issue

[Intro by our President](#)

[Agenda](#)

[World News](#)

[Publications](#)

[E-News Team](#)

## Information Links

[Council](#)

[TIMS Home Page](#)

[Membership 2022](#)

[Our Bookshops](#)

[Click here for printable version](#)



*Scarf marked out, many downward cuts then the offcut chiselled off, then more. I cut the second one 33 times over the 900mm overlap.*



*The first 'table' finished.*

*Second 'table' roughed out last night. Today, between the showers.*



*Second 'table', will they fit together?*



*Now to drill the holes and hope they come out in the right place!*

## Progress at Mostert's Mill, Part 2 Mid-November 2021

There's plenty to report on regarding progress on the restoration of Mostert's Mill! Today I visited Jon at his workshop for the first time since he started making the cap frame, which is the framework on top of the tower which is turned into the wind. Progress there and his skill in turning some old beams into a work-of-art is most impressive! I had to give him the news that I hadn't realised that the front framework, which he's just completed, needs to lie over backwards at 10 degrees, but he quickly saw a way to correct that without spoiling work that he'd

## In This Issue

[Intro by our President](#)

[Agenda](#)

[World News](#)

[Publications](#)

[E-News Team](#)

[Information Links](#)  
[Council](#)  
[TIMS Home Page](#)  
[Membership 2022](#)  
[Our Bookshops](#)

[Click here for printable version](#)

already done. He's ready for the long and short stretchers which I've been making in the yard here. The long one just needs to be painted at the ends; it has wood sealer in the middle section which will be inside. That is shrugging off the rain we're having today!

I met Chairman John Hammer at the Mill and he handed over paint for the stretchers, kindly donated by Greg at LT Paints in Woodstock, and more metal parts to wire-brush and prime and paint here. We also needed to do some measurements on the top of the tower, so I brought a ladder. We did some checks and planned how to do the 32 measurements between the 8 studs so that we can drill holes in the curb ring in the right places! There were some very enthusiastic hoots and waves from passing vehicles! Back here, I visited Mike to check on progress on the curb ring, which is coming on nicely! We then discussed the making of the brake wheel and pinion, which will be right up his street, having done the impressive engineering at Elgin Railway Market. In the week, I went to look at the tree in the river which we plan to make the wind shaft out of. It's now high and dry, and Alex le Roux says he'll come up from Gordon's Bay when he has a gap and 'cut it up for us'! So yes, progress on all fronts!



*The Dutch call this 'Het voorkeuvelens', the front gable, perhaps? The middle two uprights which will hold the neck bearing in place are Stinkwood! Jon made it as if it was going to stand vertical, but it must lie over at 10 degrees, so he will deepen the dovetails he's made in the sheers and Burgemeester at the front.*

*The tail beam will lie in this recess in one of the sheers, and be held down with the bridge after it has been shaped, also at 10 degrees. There is an additional tenon in the other side of the sheer and there will be wedges both ends so the beam can be adjusted laterally.*



*This is the tail beam with an additional slab of wood fixed on what will be the underside. The stone bearing will sit in the recess in the middle.*



*Examples of the tenons cut in the ends of the outriggers which stick out radially from the sheers on each side.*



## In This Issue

[Intro by our President](#)

[Agenda](#)

[World News](#)

[Publications](#)

[E-News Team](#)

## Information Links

[Council](#)

[TIMS Home Page](#)

[Membership 2022](#)

[Our Bookshops](#)

[Click here for printable version](#)



*The bridges have been made to hold the sprattle beam, which must also be able to move laterally and fore-and-aft, by adjusting the wedges.*



*The fronts of the sheers and the Burgemeester in the middle. The dovetails will have to be deepened, at 10 degrees.*



*This is the long stretcher which I've made from spruce, hanging from the forklift in the middle. It's 12 metres long, 200mm square.*

*Each end of the long stretcher had to be drilled at 45 degrees for the bolt which attaches to the long brace which reaches down to the bottom of the tail pole at the back. Nervous moments, but it came out at the right place!*



*The bolt hole for attaching the long brace.*



*Greg of LT Paints in Woodstock donated this paint and gave expert advice. Please support him!*

## In This Issue

[Intro by our President](#)

[Agenda](#)

[World News](#)

[Publications](#)

[E-News Team](#)

## Information Links

[Council](#)

[TIMS Home Page](#)

[Membership 2022](#)

[Our Bookshops](#)

[Click here for printable version](#)

*The studs on the top of the tower are 3/4" diameter. I will have two discs machined to make measurements more accurate.*



*John and I will do the measurements from stud to stud, 32 times like this!*

*It's quite high up there!*



*Two more arcs to add to make up the second layer. Mike hopes to begin machining the outside surface on Friday, then the wrought iron band can be fitted, then the inside surface must be machined very accurately round. He must then make another ring which rotates inside this curb, which will be fixed down on the tower with the studs.*

*High and dry! It's a Eucalyptus, but we're not sure which! Hopefully, this will be our wind shaft!*



## Progress at Mostert's Mill, Part 3 Early December 2021

Again, lots to report on! By Thursday last week I had finished the long and short stretchers. They were a bit in my way in the yard, and I was worried about three beams which still hadn't been collected at ITM in Strand. Also, Mike had finished the two halves of the roof rafter ring (it probably has a name!) and Jon at Floorscape in Maitland needed those

and the short stretcher to make progress with the cap frame.



*I organised Sarel with his lorry to do all this in a single trip, and he arrived with three piles of borrowed pallets, firmly strapped to the back of the lorry, a really clever move!*

## In This Issue

[Intro by our President](#)

[Agenda](#)

[World News](#)

[Publications](#)

[E-News Team](#)

*Mike's workshop is close by, so from home we collected the half-rings.*




*Over the mountain to ITM to load what will be the long and short braces, the diagonal beams that join up with the tail pole.*

*Then through to Maitland to offload by hand. Many hands make light work.*



*That meant Jon could tenon-in the half-rings into the sheers at the right places,*



*..... and then cut the outriggers off at the right length and make the ogees at the ends of them, 8 each side.*



## Information Links

[Council](#)

[TIMS Home Page](#)

[Membership 2022](#)

[Our Bookshops](#)

[Click here for printable version](#)

## In This Issue

[Intro by our President](#)

[Agenda](#)

[World News](#)

[Publications](#)

[E-News Team](#)

## Information Links

[Council](#)

[TIMS Home Page](#)

[Membership 2022](#)

[Our Bookshops](#)

[Click here for printable version](#)



*He could also build up the rear gable for the window, storm hatches and brake lever, and tenon the assembly into the short stretcher, after making dovetails to marry that into the ends of the sheers, and make the ogees in the back of those.*



*He reassembled the front gable at the required 10 degrees.*



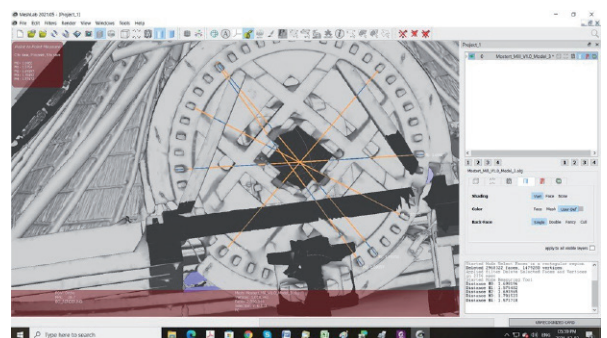
*So this gives an idea of his progress! The tail beam needs a bit more work where the wedges go in, to give the little bit of lateral movement for the tail bearing, so it's not fully in position yet.*



*The difference in the colour of the old woods is noticeable here, the lighter colour is Bilinga (*Nauclea diderrichii*), the pink colour is Ekki (*Lophira alata*). Some of the uprights in the front gable turned out to be Stinkwood! Another view from the other side.*



*I said before, Jon has turned a pile of old scrap beams into a Work of Art! No plans, just two visits from me, the rest by email and Whatsapp, referring to photos and the Zamani Project 3D scan done in September last year. I see I've 'opened it up' more than 100 times to make vital measurements from it and pick up other details.*



*We have decided that Jon doesn't actually need the cap ring which Mike at Solid Engineering here in Grabouw is well advanced with. He has finished the curb, including fitting the wrought iron retaining ring,*

## In This Issue

[Intro by our President](#)

[Agenda](#)

[World News](#)

[Publications](#)

[E-News Team](#)

## Information Links

[Council](#)

[TIMS Home Page](#)

[Membership 2022](#)

[Our Bookshops](#)

[Click here for printable version](#)



The stands are being moved to new positions further inwards, where they will again be levelled with a laser. His team has roughed-out the lap joints, because this will be made up of one layer, the curb has two, overlapping.

Mike has made up a cutter with a wood-working head and an R16 adaptor he turned up, for his Milling machine.



Mike has also agreed to tackle the building of the new brake wheel. I said all along there was no reason why it couldn't be made here in South Africa! Rather than use (and buy!) a chain mortiser for the 47 tapered slots in its rim for the cogs, he has opted to use a mortise attachment for his small drilling/milling machine, which has a tilting head. Using some bought components, he has modified the design with a bearing on the rotating bit, just ahead of the chuck.



..... and it's in the way of making the smaller one which will rotate inside it, so he's split it into the two halves it must be in for transportation.



If the finish he achieves on the lap joints is as good as this trial on a scrap piece of the same wood, then with glue and screws the ring will be very 'Solid'!



He did a trial with some offcut Grey Ironbark, to fit the single spare cog we had in the store-room. For a first attempt, we're happy. It will improve on the White Oak we've decided to use for the brake wheel.


*From the other side.*



*So that is the state of progress on 6th December 2021!*

### **Progress at Mostert's Mill, Part 4 Mid-December 2021**

Some people slow down as Christmas approaches, we're still flat out! Actually my team want to put in invoices for completion of stages so they can splash out!



*The backs of the bow-ties are flat, so Mike had to work out how much to flatten off in order to achieve the total diametric clearance of 6mm which we decided was practical.*

We've just assembled the two halves of the Curb over the Cap ring, and yes, the bow-ties are between them! All very scientifically worked out:



*This shows one of the original wrought nails, then one of the screws Mike installed. As soon as the 10th bow-tie was attached, we assembled the curb's two halves around it and here's the result!*



*You can actually see the flats. With the bow-ties in place, the cap ring just doesn't make contact with the curb, so I'm sure we've fitted them where they should be!*

Needless to say, I'm delighted! Mike has already bought the White Oak and Beech for the brake wheel and cogs respectively, so he'll be making plans over the Christmas break!

In the meantime, I'm compiling a blog dealing with the restoration after the fire.... <https://mostertsmillafterthefire.blogspot.com/>

## **In This Issue**

[Intro by our President](#)

[Agenda](#)

[World News](#)

[Publications](#)

[E-News Team](#)

## **Information Links**

[Council](#)

[TIMS Home Page](#)

[Membership 2022](#)

[Our Bookshops](#)

[Click here for printable version](#)

## In This Issue

[Intro by our President](#)

[Agenda](#)

[World News](#)

[Publications](#)

[E-News Team](#)

## Information Links

[Council](#)

[TIMS Home Page](#)

[Membership 2022](#)

[Our Bookshops](#)

[Click here for printable version](#)

## BOOK CORNER, by *Leo van der Drift*.

This time, there are only a few publications to be discussed. We will start with three publications from France, followed with a special one from Germany. Please note that prices are indicative and postage comes extra, unless stated otherwise.

### 1. **La Minoterie du Moulin de la Font 1906 – 1959. Une usine à la compagne**, by *Daniel Rocchi*.

This book is about a single watermill, the Moulin de la Font, at La Trimouille in Central France, between the cities of Limoges and Poitiers.

After a historic account of the use of the mill complex, starting as a medieval banal mill and rebuilt on a larger plan in 1836, the book focusses on the various machines that were put in the mill between 1909 and 1959, transforming the original mill into a modern milling

plant. The modifications made to the waterwheel are described as well. Also described in detail is the machinery installed in the grain reception room, the grinding room, and the flour mixing and sifting rooms as well as their interconnections.

The customers of the mill were studied by taking a sample covering the months of November and December 1943. Details are given of their names, the frequency of their mill visits and the places where they lived. In the context of national quotas for wheat production, introduced from 1936, the author details the grinding activities and flour deliveries in the last quarter of the year 1956 and the whole year 1957. The mill ceased operations on 30 November 1959.

The appendix shows photographs of 38 mills still in operation in the Vienne department, with an indication of their production quota at the time of the closure of the Moulin de la Font. (text provided by the author). In French.

32 pages, issued by the author who is the owner of the mill, La Trimouille, May 2021, Price 12 EUR, for orders, email [djrocchi@gmail.com](mailto:djrocchi@gmail.com)



### 2. **Les Moulins d'Arras et ses alentours**, by *Jean Bruggeman*.



After the volumes on the coastal part of the department and on the city of Saint-Omer and surroundings, this is the third volume on the department of Pas-de-Calais. The city of Arras and its surroundings used to have, after Lille, the biggest concentration of mills, most of which were oil mills. They were built later, however, around 1789. In 1806, Arras itself had 35, and nearby Achicourt 14. Particularly impressive is the number of windmills at Beaurains, 27, most of which were post mills producing oil. A few pictures of this

## In This Issue

[Intro by our President](#)

[Agenda](#)

[World News](#)

[Publications](#)

[E-News Team](#)

## Information Links

[Council](#)

[TIMS Home Page](#)

[Membership 2022](#)

[Our Bookshops](#)

[Click here for printable version](#)

concentration of windmills are reproduced in the book. As in his earlier volumes, each mill is described in detail and illustrated with photographs, old map fragments, etc.

In French.

350 pages, hard cover, A4 size, richly illustrated in b&w and colour.

ARAM Nord-Pas-de-Calais, 59650 Villeneuve d'Ascq, 2021, ISBN 978-2-490375-02-8. Price 125 EUR. Only 100 copies printed! To obtain a copy, contact the author at [jeanbrugeman@nordnet.fr](mailto:jeanbrugeman@nordnet.fr), or try Stichting Levende Molens in Roosendaal (Netherlands), email [info@molencentrum.nl](mailto:info@molencentrum.nl).

### 3. *L'île aux Cent Moulins*, by Sylvie Soulard.


The island of Noirmoutier is situated in the west of France, on the Bay of Biscay, and part of the Vendée department. This book presents the history of 100 windmills that were once on this island, and that of their millers. Today, 21 mills have survived, but not a single one is in working condition. Being close to the seaside, most have been converted to holiday cottages while others are left abandoned. The old photographs reproduced in the book show how these mills looked in their working days.

The work and life of the millers is dealt with in a separate chapter and includes topics such as daily life, their income, garments, festivities and religion.

In French.

350 pages, hard cover, A4 size, richly illustrated in b&w and colour.

Association Les Amis de l'île de Noirmoutier, Noirmoutier-en-l'île, 2021, ISBN 978-9549893-1-0. Price 45 EUR. Available from the publisher, website [Les amis de l'île de Noirmoutier \(amis-ile-noirmoutier.fr\)](http://amis-ile-noirmoutier.fr)



### 4. *Die Geschichte der Wetzsteinmacherei in Unterammergau*, by Martin Heigl.



Unterammergau is a village in Bavaria, situated at the foot of the Alps. Until the Second World War, this village was particularly known for the production of a special tool: high quality whetstones for sharpening axes, scythes and knives. This publication deals with the intriguing history of this industry. It all started with the discovery of natural stone suited for making whetstones, which was probably around 1600. The quarries were on the mountain slopes and often difficult to reach. It was often with great difficulty that the quarried stone slabs were taken down the steep slopes. Subsequently, the process of making whetstones out of the slabs took place. Water-driven mills come in when the whetstones were ground. There must have been several dozens of these, of which about 20 are described in detail, illustrated with old and modern photographs and map fragments. In a separate section, the



## In This Issue

[Intro by our President](#)

[Agenda](#)

[World News](#)

[Publications](#)

[E-News Team](#)

[Information Links](#)

[Council](#)

[TIMS Home Page](#)

[Membership 2022](#)

[Our Bookshops](#)

[Click here for printable version](#)

working of a grinding mill is described in detail. Today, only a few mill buildings survive, one of which is restored and run as a small museum, while a second one was moved to the Glentleiten Open Air Museum near Garmisch-Partenkirchen where it can be visited.

In German.

284 pages, hard cover, A4 size, richly illustrated in b&w and colour.

Volume 16 in the series Beiträge zur Geschichte des Ammergau, Historischer Arbeitskreis Unterammergau, 2020. Price 25 EUR.

Available from the publisher, website [Historischer Arbeitskreis \(hak-unterammergau.de\)](http://www.hak-unterammergau.de)





## 5. Milling in Belarus: history and present time, by Franc Zhyłka.

Reported by Evgeny Drogush.

In Belarusian.

First edition, 279 pages, A4 size, illustrated in b&w and colour, 200 copies printed. Price 50 BYN (~17 EUR). For

more info and orders contact Evgeny Drogush at [melnicagrodno@gmail.com](mailto:melnicagrodno@gmail.com) or Facebook <https://www.facebook.com/drogush>



## 6. Ribeira do Vascão. Memórias de água, pedras e gentes, by Orlando José.

The Vascão is a river in the south of Portugal, and a tributary to the Guadiana. For most of its length, it forms the border between the districts of Faro and Beja. The author has identified 43 watermills along its course. Today, most of the mills are abandoned, and of a few only the foundations remain, while a few others have been carefully restored. After a short

## In This Issue

[Intro by our President](#)

[Agenda](#)

[World News](#)

[Publications](#)

[E-News Team](#)

[Information Links](#)  
[Council](#)  
[TIMS Home Page](#)  
[Membership 2022](#)  
[Our Bookshops](#)

[Click here for printable version](#)

introduction, these mills are presented one by one to the reader, starting at the source of the river. The presentation is primarily photographic, with very little accompanying text. Not knowing the language is therefore no obstacle to purchasing the book.

In Portuguese.

136 pages, paperback, size 23x21 cm, richly illustrated in full colour.

Edições Afrontamento Lda., Porto, 2018, ISBN 978-972-36-1634-7. Prices seem to vary, but are around 25 EUR. Available from a local tourist office, or try [Amazon](#).



### 7. TIMS Transactions of the 15th Symposium, held in Berlin, Germany, 2019.

TIMS Transactions of the 15th Symposium can still be ordered at a price of 29,00 € + postage. Only a few copies are left. To receive your own copy, please write an email to symposium chairman and editor Gerald Bost at [tims@windmill.de](mailto:tims@windmill.de)

### MESSAGE FROM THE E-NEWS TEAM

Dear friends we really hope that you are healthy and safe with this pandemic that affects the whole world and also with those bad effects that the war has provoked. We are still here collecting mill news from all around the world and also a great number of new mill publications. We are dedicated to spreading this information to all mill friends. If you have news items, short articles, books, announcements or something else that you want to share, please send them to the editor, Leo van der Drift, e-mail: [lvddrift@telfort.nl](mailto:lvddrift@telfort.nl) .

This Newsletter cannot exist without you!

Please be informed that the next issue of E-News will be sent out in October 2022.

