

# TIMS E-NEWS

## The International Molinological Society

Fall/ Winter 2021

Issue 31

### In This Issue

[Intro by our President](#)

[World News](#)

[Publications](#)

[E-News Team](#)

### Information Links

[Council](#)

[TIMS Home Page](#)

[Membership 2021](#)

[Our Bookshops](#)

[Click here for printable version](#)

### INTRO BY OUR PRESIDENT

Dear TIMS Members and Mill Friends,

We are all looking forward to the end of the pandemic. Actually, preparations for the Midterm Tour in Bulgaria have continued. Before year-end we intend to send out the final programme and dates for the 2-3 planned tours. Of course, the final go decision is taken 1-2 months before the actual tour.

On Sunday, 18 April 2021, a fast-spreading bush fire, that started at the foot of the Table Mountain, reached the well-known Mostert's Mill near Cape Town later that day and destroyed the mill completely. Only the blackened conical tower and a few iron parts remained. A loss most sad, since this was the only working windmill in South Africa. Only two days earlier, repairs on the brake wheel had been successfully completed. Read more about this disaster and the initiatives to restore the mill to its former glory elsewhere in this issue.

It was not the only mill that was consumed by fire this Spring. Kirsti Horn reported that the post mill on Savivuori Hill at Viitasaari, in Central Finland, burned as a result of arson on the 9th of May.

A press photograph shows that there is not much left after the fire brigade had done its job:

[Savivuoren vanha tuulimylly poltettiin raunioiksi Viitasaarella – silminnäkijöitä kaivataan | Paikalliset | Viitasaaren Seutu](#)

And Ton Meesters reported that the recently restored tower mill at Nowe, a town on the Vistula River in Northern Poland, burned in March of this year. Again, when seeing this picture, it is clear that great damage was done: [Spłonał- zabytkowy wiatrak- Z-Holendra-zostały ceglane sciany - Polsat News](#)

In July, heavy rains caused extreme flooding in the border region of Germany, The Netherlands and Belgium. As a result, several watermills suffered severe damage.

These fires and floods once more illustrate that it remains important to document our mill heritage before it is too late. In several countries this is done by professional organisations or voluntary initiatives. TIMS contributes by working on a worldwide mill database that provides links to national and regional sources. You can help by sending us data and photographs. For more information and contributions to the database, please get in touch with Leo van der Drift at [vddrift@telfort.nl](mailto:vddrift@telfort.nl).

Our online presentations on various molinological topics will continue in October. The presentations already given can be downloaded from the [Digital Library](#).

Not a member of TIMS yet? Well, it is easy to enroll, just complete the [online application form](#).....

Enjoy reading E-News !!

Willem van Bergen

[e-mail: wdvb@gmx.de](mailto:wdvb@gmx.de)

*Savivuori Hill post mill as it looked like before the fire (photo by Leo van der Drift, June 2011)*



## WORLD NEWS

### PORTUGAL

#### Change of Address

Long standing TIMS member Susana Louro requested us to inform you that from the end of September 2021 her new home address will be as follows:



Susana V. Louro  
Lundtoftevej 202B-st  
DK – 2800 LYNGBY  
Denmark

*Faial, Azores, Portugal.*

## In This Issue

[Intro by our President](#)

[World News](#)

[Publications](#)

[E-News Team](#)

Susana's telephone numbers as well as her email address remain unchanged. We wish Susana a smooth house move to her new apartment and hope that she will feel at home there soon.

### SOUTH AFRICA

#### Mostert's Mill, Cape Town, continued ..., *by Andy Selfe.*

In the Spring issue No. 30, we were about to re-line the brake wheel at Mostert's Mill in Cape Town with wooden blocks glued across the prepared surface. We had measured the wheel and calculated the radius.



Blocks of Rubberwood or Para wood from a plantation in Malawi, prepared on one side with the required radius to match the brake wheel. The edges were chamfered too. We worked out that



about 40 would be needed, so each join would

need 9 degrees of taper, so 4½ degrees were taken off each edge.

Applying very strong wood-glue, followed by two woodscrews. One of the lines which we drew with the lathe can be seen, to help keep the blocks square to the wheel.

The last block had to be trimmed to fit exactly. We left the glue to dry for a week, and on the next visit, removed all the woodscrews.

## Information Links

[Council](#)

[TIMS Home Page](#)

[Membership 2021](#)

[Our Bookshops](#)

[Click here for printable version](#)



## In This Issue

[Intro by our President](#)

[World News](#)

[Publications](#)

[E-News Team](#)



The outside surface was now a series of flats, which had to be machined round, also using the lathe.

Machining the brake wheel round had taken a long time with the die-grinder and small mounted cutter, so I decided to mount my planer on to the lathe slide. We decided to stop



machining when the remaining thickness was about 30mm, as we had decided when measuring the brake assembly.

Each block was slightly longer than the width of the brake wheel, so I planed and sanded them on both sides, flush with the wheel.



We tried the upper brake assembly but it wouldn't fit, so we decided to machine it to fit exactly, using my router suspended from a central point. We measured the new circumference and calculated the radius.



The router is suspended from a pipe which is supported by two A-frames, bolted to spacers which were screwed to the brake blocks. The spacers allowed the centre of the router to reach the outer edges of the brake blocks.

## Information Links


[Council](#)

[TIMS Home Page](#)

[Membership 2021](#)

[Our Bookshops](#)

[Click here for printable version](#)



The upper brake assembly is more than half a circle so we could measure the diameter, and we stopped cutting when we had about 5mm clearance.

We set up and repeated the process on the shorter, lower brake block. We then assembled the brakes and tested them, turning the sails by hand. The operation is recorded in this short clip: <https://www.youtube.com/watch?v=QOn6HabPpcg>  
We dismantled the lathe and packed everything up ready for the next Milling day. I took all my tools home. Good thing too, because the next day, Sunday, 18 April, we got the distressing news that the mill was on fire, as a result of a poorly managed wildfire in the forest on the other side of a four-lane highway.



## In This Issue

[Intro by our President](#)

[World News](#)

[Publications](#)

[E-News Team](#)

This is the first picture I was sent. I live 80km away, our Chairman was out of reach and another miller was away on holiday. A hose has always been left ready. The house 'De Meule' behind was used as a home for a Cabinet Minister, not in residence at the time.



Later in the day.



Chairman John Hammer took this distressing photo late that evening. Not a drop of water was used on the mill, despite there being a hydrant at the gate.

## Information Links

[Council](#)

[TIMS Home Page](#)

[Membership 2021](#)

[Our Bookshops](#)

[Click here for printable version](#)



Friends of Mostert's Mill reacted quickly. All the metal pieces were collected and put away. The millstones are re-useable although the bed-stone is cracked.



We moved the sails, luckily made of steel tube, and stacked them out of the way.



## In This Issue

[Intro by our President](#)


[World News](#)

[Publications](#)

[E-News Team](#)

Despite cracks in the outer plaster, the tower is intact. We removed the last of the burnt wooden curb and its seven-part retaining ring.

With the Cape winter setting in, we needed to keep the water out of the cracks in the outer plaster. The upper section of the tower is made of sun-baked mud bricks, which dissolve in rain. The burnt oaks can be seen on the other side of the highway.



We stretched a cargo-net over the plastic sheeting. One of the long braces is lying where it fell, below Chairman John on the ladder.

Fundraising started immediately, both locally on our website <http://www.mostertsmill.co.za/> and overseas by crowd-funding <https://www.gofundme.com/v/mosterts-mill-restoration-fund>

Other organisations have been approached with varying degrees of success. The response has been generous and encouraging. Many people have offered time, skills and materials. Offers of wood have come in; some we can use and some is not suitable. New, granite tail and neck bearings have been made and donated. An enormous dead Eucalyptus paniculata (Grey Ironbark) has been donated, including felling and sawing into thick planks which will be cut to form the curb rings. The joiner has been given the go-ahead to begin making that. Another Eucalyptus will soon be extracted from a river where it fell some time ago; we are hoping it can be sawn square for the windshaft.

A small team assembled to handle the restoration and the work was divided into two parts. John Wilson-Harris from Gabriël Fagan Architects, who masterminded the 1995 restoration, will deal with the tower, internal beams and floors, staircases, doors, windows and shutters, and the cap frame and thatch. I have been given responsibility for the working parts: Curb, sheers, wind-shaft and its bearings, the millstones and furniture, vertical shaft and gearing and the winding gear: Stretchers, tail pole and braces. I have assembled a team of carpenters and joiners, each tackling one task according to their strengths, machinery, availability of materials and willingness to work without detailed plans. Some of the wood work I will tackle myself. Treasurer Clive Thorpe is

## Information Links

[Council](#)

[TIMS Home Page](#)

[Membership 2021](#)

[Our Bookshops](#)

[Click here for printable version](#)

handling the financial side. Chairman, retired harbour pilot John Hammer will hold it all together!



Spruce beams 200mm square and 8m long are in my yard for use as stretchers, braces and tail-pole.



## In This Issue

[Intro by our President](#)

[World News](#)

[Publications](#)

[E-News Team](#)

I am busy splicing the quant into the end of the old burnt tail-pole which we hope to use as the 'new' vertical shaft. The orange-coloured wood is Jarrah. The original vertical shaft was a ship's mast, presumably from a wreck in the late 1700s.

### Finally, a Request for Information



We found these 'bow-ties' lying on top of the tower after the fire and I'm trying to find out where they fitted:

They had been fixed with quite short, round countersunk nails, the holes are countersunk, so the idea is nothing sticks out. The non countersunk side is flat as can be seen from the square, the ends taper to nothing, at the thickest /narrowest point they are about 10mm thick. Miller Anthony who always greased the curb, says he never saw them. Is there anyone who can shed light? Please send your reaction to [aselfe@mweb.co.za](mailto:aselfe@mweb.co.za)

Many thanks!

## POLAND

### 'Visegrad +' A New Mill Trail:


**A Call for Project Partners: Poland, Czech Republic, Slovakia, Hungary +Romania and Ukraine, by Natalia Lyons, PhD, Poland.**

Dear Mill Friends,

The World Heritage Museum Foundation has just released a new Mill Trail 'Visegrad +' in Visegrad countries + Romania and Ukraine. The map is available on our website: [visitme.com.pl](http://visitme.com.pl)

We have just opened the possibility to add your mills. Direct link:

[Mapa - Fundacja Muzeum Światowego Dziedzictwa \(visitme.com.pl\)](http://Mapa - Fundacja Muzeum Światowego Dziedzictwa (visitme.com.pl))



## Information Links

[Council](#)

[TIMS Home Page](#)

[Membership 2021](#)

[Our Bookshops](#)

[Click here for printable version](#)



## In This Issue

[Intro by our President](#)

[World News](#)

[Publications](#)

[E-News Team](#)

Now we are looking for :

- **partners** from Poland, the Czech Republic, Slovakia and Hungary, to apply for Visegrad, EU and other funds, for projects to develop the trail, and save more mills and craftsmen in their regions.
- **mill owners** from all the countries mentioned above that would like to present their mill on our website.

### A few explanatory words about the mill network and trail and who it is for:

The network and trail are for mill owners, open air museums, municipalities and other entities from all the countries listed above, who would like to present their mill or mill remnants, promote them and start their renovation/restoration. In future, when we gather a greater number of mills, we would like to pick the most unique ones and connect them to the Via Molina trail.

### How MUCH?

Joining the trail is free!

### How does it WORK?

If you are from one of the Visegrad countries, Romania or Ukraine and you want your mill or mill remnants to join the network and trail, please send us an email at: [bok@visitme.com.pl](mailto:bok@visitme.com.pl) containing the following information:

- a short history of your mill (if possible, in both your language and English).
- selected photos and other pictures or files that you would like to be shared publicly.
- information about whether the mill is available for sightseeing (if so, then please include visiting days and hours and contact details).

**IMPORTANT:** If the mill is in poor condition and can only be looked at from a distance, please include relevant warning information. As an owner you are responsible for your visitor's safety whilst visiting the site. A fence or blocking tape as well as an information plaque could be necessary (according to your own country's regulations).

If you would like to organise an event at your mill, for example an art-contest, or get our Foundation Support (mill/mill-owner coaching, fundraising, etc.), please add a written request to your message.

### RULES

Right now, we are working on the documents in English (including GDPR regulations) from which you will get acquainted with the Visegrad+ mill network and trail regulations.

Over the coming months we will translate all the documents into all Visegrad countries' languages and then Romanian and Ukrainian. (If anybody from these countries would like to help to speed up the process, you are welcome).

If you would like more information, please email me at

[natalia.m.lyons@gmail.com](mailto:natalia.m.lyons@gmail.com)

## Information Links

[Council](#)

[TIMS Home Page](#)

[Membership 2021](#)

[Our Bookshops](#)

[Click here for printable version](#)



How can we **HELP** you?

Our Foundation has just finished supporting the windmill owner in Ostromęczyn (Poland), our first mill on the trail. The owner received a donation of over 200 000 PLN to renovate his windmill. Our Foundation is working right now on a project called 'Cultural Heritage Archipelago', which received a grant from the Office of the Voivodeship Conservator of Monuments in Warsaw. We used the money to search for craftsmen and monuments that surrounded the Ostromęczyn windmill so they could benefit together and continue to offer something of value to visitors and the local community. The 'Cultural Heritage Archipelago' project aims to stimulate the whole municipality into action and mill protection. In our Foundation every project and every action in a region starts from the mill – that's why the mills are our focal point.

## In This Issue

[Intro by our President](#)

[World News](#)

[Publications](#)

[E-News Team](#)

Thanks to the Mill Trail we will bring back the dignity to our ancient mills.

For more information about our Foundation please visit:

[Cele Fundacji - Fundacja Muzeum Światowego Dziedzictwa \(visitme.com.pl\)](http://CeleFundacji-FundacjaMuzeumŚwiatowegoDziedzictwa(visitme.com.pl))

### **AUSTRIA/ GERMANY**

**Reconstruction of a Horizontal Watermill and the Quarrying of Grinding Stones**, *by Ton Meesters.*

Hello Mill Friends,

Please see here the reconstruction of a horizontal watermill at Stübing open-air museum near Graz, Austria: Rekonstruktion einer Stockmühle | [Reconstruction of a norse mill - YouTube](#)

Take your time, because it lasts for more than two hours!

Another interesting video shows the quarrying of grinding stones in the Eiffel Mountains (Germany):

[Herstellen eines Schleifsteins in der Sandsteingrube Chr. Hort - YouTube](#)

The length of this historic video is almost 50 minutes.

### **USA**

#### **News from the Tide Mill Institute The Tide Mill Institute**

Posted on March 1, 2021:

Cape Cod Mill Values: Tide vs. Wind

[Cape Cod Mill Values: Tide vs. Wind - Tide Mill Institute](#)

Posted on April 12, 2021:

Tide Mills Solve 18th Century Energy Crisis

[Tide Mills Solve 18th-Century Energy Crisis \(mailchi.mp\)](#)

Posted on May 1, 2021:

World's Most Powerful Tidal Turbine Gears Up for Operation

[World's Most Powerful Tidal Turbine Gears Up for Operation \(mailchi.mp\)](#)

## Information Links

[Council](#)

[TIMS Home Page](#)

[Membership 2021](#)

[Our Bookshops](#)

[Click here for printable version](#)



Posted on May 16, 2021:  
View Tide Mill Ruins from the Air in Midcoast Maine  
[View Tide Mill Ruins from the Air in Midcoast Maine \(mailchi.mp\)](#)

Posted on June 3, 2021:  
A Better Mill for Truro  
[A Better Mill for Truro - Tide Mill Institute](#)

Posted on August 9, 2021:  
Tidal Energy News  
[Tidal Energy News - Tide Mill Institute](#)

Posted on September 9, 2021:  
Harnessing Tidal Energy in the Cape Cod Canal  
[Harnessing Tidal Energy from the Cape Cod Canal \(mailchi.mp\)](#)

Posted on September 10, 2021:  
Online Tide Mill Course  
[Online Tide Mill Course Starts Sept 16 - Sign Up Now \(mailchi.mp\)](#)

### For your Agenda

2021 Tide Mill Conference October 16 in Portland, Maine, USA, or On Line  
For more details and registration, click here:  
[2021 Tide Mill Conference: Oct 16 in Portland, Maine, or On Line \(mailchi.mp\)](#)

## PUBLICATIONS

### Book Corner, by *Leo van der Drift*.

As usual, I would like to share with you on these pages the publications that were brought to my attention during the past six months. Most of these were published recently, but there are also a few that were published several years ago.

Please note that prices are indicative and postage comes extra, unless stated otherwise.

### 1. **Levadas e Moinhos de Água na Ilha da Madeira como Projetos Históricos de Fins Múltiplos [Levadas and watermills on Madeira Island as historical multi-purpose projects]**, by *Hartmut Wittenberg and Christiane Rhode*.

Article in the journal *Arquivo Histórico da Madeira, Nova Série*, No. 3, 2021, pp.109-136.

An article in English based on the same research, by the same authors, "The Watermills of the Levadas of Madeira" will appear in the December 2021 issue of *International Molinology*.

In Portuguese, with summary in English.



It is an open access paper that can be found at the address:

<https://ahm-abm.madeira.gov.pt/index.php/ahm/article/view/50/52>

## In This Issue

[Intro by our President](#)

[World News](#)

[Publications](#)

[E-News Team](#)

## Information Links

[Council](#)


[TIMS Home Page](#)

[Membership 2021](#)

[Our Bookshops](#)

[Click here for printable version](#)

## 2. **Ti racconto il Mulino [Mill stories]**, by Marica Grano and Jane Atkinson.



A literary competition called “Ti racconto il Mulino” / I’ll tell you about the mill, took place in 2021 in Italy with a large audience participation. It was an initiative of the Molino Scodellino Association, in collaboration with the AIAMS (Italian Association of Historic Mills) and a Reader’s Club.

A jury of the first edition of the literary competition selected 43 stories which have been collected in a book. An anthology of unpublished short stories dedicated to mills and the social, economic and historical world which gravitated around them. Tales of fantasy or inspired by real facts, that refer to the activity of the mills - such as the grinding of flour and bread - and to the social, cultural and historical situations that had the life and economy of the mill as a point of reference.


The book “Mill stories” (Italian “Ti racconto il mulino”, literally “Let me tell you a story about mills”) was published by Agra. For more information and orders please consult

<https://www.agraeditrice.it/negozio/ti-racconto-il-mulino/>

Maria Carmela Grano, PhD in Cultural Heritage Conservation Science, Basilicata Creativa, Potenza, Italy

## 3. **Alte Mühlen in Südtirol und Trentino. Mühlen, Sägen, Schmieden, Stampfen**, by Gerhard Trumler.

After having published similar volumes on the watermills in Austria and Bavaria, this third volume is dedicated to the mills in the northern, alpine part of Italy. Again, the reader makes a photographic journey through a region and is treated with splendid photographs of, mainly, small wooden mills in a scenic setting. The majority are corn mills, but as the subtitle suggests you will also find saw mills, smithies and barley stamp mills. The keen eye of the photographer has caught many fascinating views, including a lot of close-ups focussing on interesting details. In Südtirol, Trumler visited about 210 different mills, and in Trentino another 30. There is only little text, like a short story on Josef Tauber, carpenter and “mill doctor”, and a few poems.



In German.

240 pages, hard cover, size 25 x 32 cm, numerous photographs in full colour. Verlag Bibliothek der Provinz, Weitra, 2021, ISBN 978-3-99028-990-7. Price 48 EUR.

Available from Amazon or directly from the editor at <https://www.bibliothek-derprovinz.at/buch/7794/>.

## In This Issue

[Intro by our President](#)

[World News](#)

[Publications](#)

[E-News Team](#)

## Information Links

[Council](#)

[TIMS Home Page](#)

[Membership 2021](#)

[Our Bookshops](#)

[Click here for printable version](#)

#### 4. Schöpfmühlen zur Entwässerung der Wilstermarsch, by Klaus Timm.

The Wilstermarsch is a low-lying part in Schleswig-Holstein in northern Germany.

Because it is for the most part below sea level, drainage mills have been used on a large scale since the 18th century to pump up the excess water and discharge it into canals and natural streams. When the photographer Klaus Timm recorded these mills in the 1930s, many had already been demolished and replaced by American windmills and engine driven pumping stations. Nevertheless, Timm managed to capture the last surviving drainage mills, almost all hollow post mills, in splendid photographs.

The value of this book lies primarily in the pictures that he took some 90 years ago. The exact location of the mills is well documented by detailed maps. Nowadays, only one single drainage mill is left in this area, at Honigfleth near Wilster.



## In This Issue

[Intro by our President](#)

[World News](#)

[Publications](#)

[E-News Team](#)

In German.

84 pages, hard cover, size A4, with 50 b&w photographs and 3 in colour, plus several maps and technical drawings.

Published by Förderverein Bockmühle in Honigfleth e.V., Wilster, 2018, printed by Cardamina Verlag, ISBN 978-3-86424-404-9. Price 25 EUR. Available from the publisher, website <http://www.foerderverein-bockmuehle.de/>

#### 5. Ridders van de Molen. Een ode aan het molenaarsambacht / Knights of the Windmill. A tribute to the miller's craft, by Jeroen Nieuwhuis (photographer) and Jan Minkhorst (videographer).

Back in 2017, the craft of the miller was inscribed in the UNESCO List of Intangible Cultural Heritage.



Windmill Society De Zaanse Molen, active since 1925, has produced a large size photographic volume to illustrate the importance of the activities of their (voluntary) millers. Each photograph shows a miller in action. The photographs were taken at 13 different mills in the Zaan area, at corn mills, oil mills, saw mills and at the only wind driven paper mill in the world. There is one full size photograph per page on a background in black. In order to maximise the visual effect, the captions are given on a separate page at the end of the book.

## Information Links

[Council](#)

[TIMS Home Page](#)

[Membership 2021](#)

[Our Bookshops](#)

Bilingual Dutch and English.

48 pages, hard cover, size 30 x 40 cm, 43 full size, colour photographs.

Vereniging De Zaanse Molen, 2021, ISBN 978-9081-7799-9. Price 39,95 EUR.

Available from De Zaanse Molen, <https://www.zaanschemolen.nl/en/knights-of-the-windmill/>.

[Click here for printable version](#)



6. **Vėjo malūnai** , by *Larisa Gureckienė and others.*

The concept of this Lithuanian book is as easy as it is attractive. One hundred and fifteen windmills are presented by a recent full-size picture, almost all taken by a drone. The presentation includes a few lines of text and (in most cases) a small historical picture, usually in b&w.

Because they are taken from an elevated position, the modern pictures not only give a good impression of the construction of the mills, but also of their environmental importance. The book is concluded with an index of all portrayed mills. The general impression after browsing this book is that Lithuania has an attractive and varied windmill heritage, but sadly the condition of many mills leaves much to be desired.

In Lithuanian.

128 pages, hard cover, size 30 x 23 cm, 115 coloured photographs and about 100 (small) photographs in b&w.

Vilnius, 2018 , ISBN 978 -609 -455 -425 -4. Price c. 25 EUR. Limited edition, its availability is currently unknown.



## In This Issue

[Intro by our President](#)

[World News](#)

[Publications](#)

[E-News Team](#)

7. **Bäche und Mühlen in Mönchengladbach. Jenseits von Gladbach und Niers**, by *Robert Lünendonk.*



Mönchengladbach is a larger town in North-rhine-Westphalia, west of the river Rhine and not far from the Dutch border. A general map at the end of this publication reveals that there are no less than 76 streams in the part of the town's territory that is described in this volume! No wonder that watermills were once an important part of Mönchengladbach's economy. The author describes these 76 streams and the 36 mills that were powered by these in detail. At the end of the book there is a full list of both.

This is the third volume on this topic. Two earlier volumes by the same author and published in the same series in 2008 and 2012 respectively,

describe other parts of town in a similar way, but are both sold out.

In German.

172 pages, hard cover, size 27 x 21cm, richly illustrated with contemporary as well as historical photographs and maps.

Volume 55 of the „Beiträge zur Geschichte der Stadt Mönchengladbach“, published by Klartext Verlag, Essen, 2015, ISBN 978-3-8375-1569-5. Price c. 25 EUR. Available from [Amazon](#).

## Information Links

[Council](#)

[TIMS Home Page](#)

[Membership 2021](#)

[Our Bookshops](#)

8. **Mühlen und Müller an der Pram**, by *Ewald Ratzenböck.*

The Pram is a river in the northwest of Austria, in the province of Upper Austria. It is a tributary of the Inn, which in turn flows into the Danube near the German town of Passau. After an introductory chapter, the mill sites on the some 50 kilometers long Pram and its tributary streams are documented in detail. Apart from corn mills, there were saw mills, power stations, hammer mills and stamp mills. As the title suggests, attention is also given to the millers that worked here, the craft of the miller and the social structure in which they participated.

[Click here for printable version](#)



Concluding chapters are about mills in art, water regulation, flooding and fishery. The book is the result of 15 years of research by the author.

In German.

282 pages, hard cover, size 27 x 21 cm, richly illustrated with contemporary as well as historical photographs, drawings and maps.

Published by Innsalz Verlag, Munderfing, 2021, ISBN 978-3-903321-40-3. Price 37,90 EUR. Available directly from the publisher at <https://innsalz.eu/produkt/muehlen-und-mueller-an-der-pram/>.

## In This Issue

### Intro by our President

### World News

### Publications

### E-News Team

#### 9. **Molen De Vlieger. Vierhonderd jaar Voorburgse poldermolen**, by *Aart Struijk and Wim van Horssen (editors)*.

2021 marked the 400th anniversary of drainage mill De Vlieger in Voorburg, near The Hague, The Netherlands. Most of the planned celebrations had to be cancelled or postponed due to the pandemic, but the presentation of a book celebrating the anniversary took place as scheduled on 8 May 2021.


The history of this thatched smock mill from its early days to the present time and the millers that worked here are described in detail. Particularly impressive is the chapter on World War 2, when the mill served as a hide away for a Jewish couple.

TIMS member Wiard Beek wrote a chapter on two other drainage mills that once worked in the same polder.


Today De Vlieger serves as a mill museum and is still cared for by a descendant of the last active miller.

114 pages, hard cover, size 23.5 x 23 cm, richly illustrated with mainly historic photographs, some modern ones, maps and drawings.

Published by the Society Historisch Voorburg as Volume 2021, No. 1, Price 25 EUR. Available from Historisch Voorburg, website <https://www.historischeverenigingvoorburg.nl/index.php>



#### 10. **Verla. A Unique Industrial Monument**, by *Eero Niinikoski*.



Tucked away deep in the Finnish forests, about 2.5 hours drive NE from Helsinki, an exceptionally well-preserved paper mill can be found. Established in 1883 at rapids in the Kymi River, the mill produced paper using wood as the raw material and operated as such until 1964. In 1972, Verla became the first mill museum in Finland. Since then, one can visit the mill itself, which was driven by three turbines and has most of its machinery still in place; the drying lofts, the saw mill, the manager's house and

several other outbuildings, all placed in a parklike setting. In December 1996, this unique complex was added to the prestigious UNESCO World Heritage List. Although the book was already issued in 2001, few readers will know about this complex, let alone this publication.

## Information Links

### Council

### TIMS Home Page

### Membership 2021

### Our Bookshops

[Click here for printable version](#)

It tells the reader about the history of this site and the process of making paper from wood, in words as well as in historic and recent images.

This book is available in several languages. Apart from English, there are versions in Finnish, Swedish, German, French, Italian, Russian and Spanish. 96 pages, hard cover, size 30 x 24 cm, richly illustrated with contemporary as well as historical photographs.

The Verla Paper Mill Museum/UPM, 2001, ISBN 951-9070-24-9. Price 10 EUR. Available from the museum shop, website [The Verla Mill Museum](http://www.verlamillmuseum.com)

## MESSAGE FROM THE E-NEWS TEAM

We hope that you have enjoyed this issue of E-News. We are dedicated to spreading this information to all mill friends, so please feel free to forward it to anyone who might also be interested. And remember, if you have any news items, short articles, books, announcements, photographs or anything else that you want to share, please send it to the editor, Leo van der Drift, [lvddrift@telfort.nl](mailto:lvddrift@telfort.nl). This Newsletter cannot exist without you! The next issue, No 32 is scheduled for March 2022.




## In This Issue

[Intro by our President](#)

[World News](#)

[Publications](#)

[E-News Team](#)



## Information Links

[Council](#)

[TIMS Home Page](#)

[Membership 2021](#)

[Our Bookshops](#)

[Click here for printable version](#)