

TIMS E-NEWS

The International Molinological Society

Spring/ Summer 2020

Issue 28

In This Issue

[Intro by our President](#)

[Agenda](#)

[World News](#)

[Publications](#)

[E-News Team](#)

INTRO BY OUR PRESIDENT

Dear TIMS Members and Mill Friends,

On behalf of the TIMS E-News team, I would like to thank all who contributed. The result you have in front of you: another quite extensive issue of E-News !!

The world is becoming smaller and gets more and more connected. Likewise, these days many mill activities are happening at an international level. The project Via Molina, a European mill route, is well on its way. The project started as a pilot with three countries, but now the status is such that other countries can take part.

In January, I attended a Mill Route Colloquium on the island Marie-Galante in the Caribbean, and here a project was initiated to set up a mill route from the Caribbean to Europe.

And this year there will be a record number of countries in Europe participating in National or European Mill Days, so that one can speak of a real European Spring of the mills.

Sadly, in Poland the situation of the mills leaves much to be desired. Natalia Lyons has taken the initiative to found The World Heritage Museum Foundation, which will work on the preservation of mills, wooden heritage and intangible cultural heritage that is connected to them. Going international will gain the attention not only of mills in Poland but in countries throughout the world where mill protection is not well developed yet. You will find more information in her article in this issue.

In the Book Corner, I would like to draw your attention to two major, digital TIMS publications, namely "The Introduction to Molinology" and the 2nd edition of BM12 "The Horizontal Watermill", both written by Berthold Moog. On behalf of the mill community, I would like to thank Berthold for his tremendous efforts in making these publications available to the mill world.

Not a member of TIMS yet? Well, it is easy to enroll, just complete the [on-line application form...](#)

Enjoy reading E-News !!
Willem van Bergen
e-mail: wdvb@gmx.de

[Information Links](#)
[Council](#)
[TIMS Home Page](#)
[Membership 2020](#)
[Our Bookshops](#)

[Click here for printable version](#)

Participants of the Mill Route Colloquium on Marie-Galante standing in front of the remains of the first sugar windmill on the island (Moulin Desmarais close to Saint-Louis), built by the Dutch in 1775.



AGENDA

EUROPEAN SPRING MILL DAYS

LE PRINTEMPS EUROPÉEN DES MOULINS

EUROPÄISCHER MÜHLENFRÜHLING

EUROPESE MOLENLENTE

A PRIMAVERA EUROPEIA DE MOINHOS

LA PRIMAVERA EUROPEA DI MULINI

EUROPEAN MILL DAYS SPRING 2020

Saturday 16th & Sunday 17th May, 2020

European Mill Days 2020 will be held, as every year, on the third weekend of May (May 16th and 17th, 2020). Please note that these are not intended to replace the National Mill Days, but they allow a European meeting. Each European mill that will open up that weekend can register at www.journees-europeennes-des-moulins.org.



In This Issue

[Intro by our President](#)

[Agenda](#)

[World News](#)

[Publications](#)

[E-News Team](#)

NATIONAL MILL DAYS 2020

Belgium (Flanders), Sunday 26th April,

<http://www.molenforumvlaanderen.be/>

European Heritage Day, Sunday 13th September.

Denmark, Sunday 14th June, <http://www.danskmølledag.dk/>

France, Saturday 16th & Sunday 17th May (European Mill Days),

<http://www.journees-europeennes-des-moulins.org/>

France, Saturday 27th & Sunday 28th June (Journées du Patrimoine de Pays & des Moulins),

<http://www.moulinsdefrance.org> and www.patrimoinedepays-moulins.org

European Heritage Days, Saturday 19th & Sunday 20th September.



Germany, Monday 1st June (Whitsun Monday). Over 1,000 wind- and watermills are open to the public.

An index of all mills that participate in the National Mill Day will be published on the internet site of DGM,

<https://www.deutsche-muehlen.de/deutscher-muehlentag/>

European Heritage Day, Sunday 13th September.

Italy, Saturday 16th & Sunday 17th May (European Mill Days),

<http://www.aiams.eu/>

Netherlands, Saturday 9th & Sunday 10th May,

<https://www.molens.nl/event/nationale-molendag-2018/> European Heritage Days, Saturday 12th & Sunday 13th September.

Information Links

[Council](#)

[TIMS Home Page](#)

[Membership 2020](#)

[Our Bookshops](#)

[Click here for printable version](#)

Portugal, Saturday 4th & Sunday 5th April,
<http://www.moinhosdeportugal.org/ws/>

Switzerland, Saturday 23rd May (Saturday after Ascension Day),
<http://www.muehlenfreunde.ch/fr/millday/index.html>

UK, Saturday 9th & Sunday 10th May,
<http://www.nationalmillsweekend.co.uk/>

REGIONAL MILL DAYS 2020

Sweden, Sunday 5th July, Skåne, “Möllornas Dag”,
<https://www.hembygd.se/foreningen-skanska-mollor/>

During the European Heritage Days in September, a lot of mills are open to the public as well. The programs for this event are not yet available. Always make sure to check details before you go! Because of the corona virus outbreak, cancellations are to be expected.

MEETINGS

France, Hazebrouck (Nord), Saturday 25th & Sunday 26th April, 2020
Fourth Forum of Mill Producers and FDMF Congress
(Protect - Restore - Animate - Produce)
You are invited!
Registration: <https://fdmf.fr/category/la-federation/forum-des-moulins-producteurs/>

USA, Plymouth (Massachusetts), Wednesday 30th September to Saturday 3rd October
SPOOM Conference and Tour. See elsewhere in this issue.

EXHIBITIONS

Belgium, Ename near Oudenaarde 5th June to 25th October 2020
Flemish mill art exhibition (mainly paintings).
Location: Provincial Heritage Centre, Lotharingenstraat 1, 9700 Oudenaarde, Belgium.
The exhibition will be officially opened on 5th June by Herman Van Rompuy, former President of the European Council and coming from a miller's family.

In This Issue

[Intro by our President](#)

[Agenda](#)

[World News](#)

[Publications](#)

[E-News Team](#)

Information Links
[Council](#)
[TIMS Home Page](#)
[Membership 2020](#)
[Our Bookshops](#)

[Click here for printable version](#)

WORLD NEWS

USA

SPOOM CONFERENCE 2020

A Closer Look at Workshops and Pre-Tours

by Amy Boyce & Kim VanWormer .

Which pre-tour or workshop will you attend? The choice is yours and it's a hard one! The first day of the annual SPOOM Conference, September 30th 2020, will feature the following:

In This Issue

[Intro by our President](#)

[Agenda](#)

[World News](#)

[Publications](#)

[E-News Team](#)

Workshop: Grist from the Mill—Favorite Corn-Cooking Strategies from New England's Past

Corn was a pillar of the diet for the vast majority of 17th to 19th-century New Englanders, many of whom seem to have had very specific ideas about its proper preparation. Join Paula Marcoux a Plymouth, Massachusetts, food historian and the author of *Cooking with Fire*, for a hands-on workshop exploring the nuts and bolts of corn's processing between the gristmill and the plate. Participants will have an opportunity to learn live fire and retained heat techniques at the brick hearth and oven, and will experience some of the more esoteric bygone kitchen experiences, like baking a Rhode Island jonnycake on a board and creating hominy using hardwood ash lye. Brown bread, Indian pudding, and samp round out the menu and participants will, of course, have the opportunity to sample these a-maize-ing corn dishes. Limited to 10 participants.

Workshop: Miller's Training

A change in location for this workshop is in the works. Our original program focused exclusively on stone dressing and was limited to 10 participants, working in a small area around one run of stones. Planning is underway to relocate the miller's training to a site with a larger grist mill and an adjacent #1 Lane Circular Sawmill. This will allow for more participants and a wider offering of training including: overview sawmill use and maintenance, stone dressing, general mill maintenance. Details will be posted on the conference page of <http://www.spoom.org> as planning is finalized.

Tour: Plymouth and Patuxet--The world of the Wampanoag and Pilgrims 2020 is the 400th anniversary of the Mayflower's voyage and the founding of Plymouth Colony. Naturally, we cannot let this conference go by without offering the chance to tour Plimoth Plantation and explore how the interactions between the English colonists and Native Wampanoag shaped American history.

Plimoth Plantation Main Campus:

The main campus exhibits include the Wampanoag Homesite, The English Village, and the brand new exhibit History in a New Light, Illuminating the Archaeology of Plymouth and Patuxet. At the Wampanoag Homesite, Native staff members dress in traditional regalia and share the way of life of their Wampanoag ancestors as well as Native culture today. The English Village is a re-creation of a 17th-Century

[Information Links](#)
[Council](#)
[TIMS Home Page](#)
[Membership 2020](#)
[Our Bookshops](#)

[Click here for printable version](#)

English Village built by the Pilgrims featuring timber-framed houses furnished with reproductions. Engaging townspeople will tell you about their lives in Plymouth Colony.

Plimoth Plantation Downtown Sites

A bus will take participants to downtown Plymouth for lunch (on your own) and to visit the museum's Mayflower II and The Plimoth Grist Mill. Mayflower II is a full-scale reproduction of the ship that brought the English colonists to the Wampanoag homeland of Patuxet - now known as Plymouth. Mayflower II has been undergoing a multi-million, multi-year restoration at Mystic Seaport and will be back in full glory in Plymouth for 2020! The Plimoth Grist Mill is a 1970 recreation of the mill built by the Pilgrims in 1636. The mill functions as an interactive museum as well as a functional mill, grinding locally and regionally grown heirloom grains into flour, cornmeal and samp which are sold to restaurants, shops, and bakeries.

Tour: Cape Cod Mills

Cape Cod may be known for its beaches, lighthouses and impossibly quaint architecture, but it's also home to a surprising number of both wind and water powered grist mills. During this day-long tour, participants will visit four beautiful examples of Cape Cod mills and have a chance to meet local millwright Andy Shrake and his assistant Jesse Lambert. Mills on the itinerary include:

--Dexter Grist Mill, Sandwich, MA. A 1961 working reproduction of the mill which was first built in 1637.

--Stony Brook Grist Mill, Brewster, MA. The mill is built with boards from a dismantled salt work in 1873, and includes a small museum on the second floor with images of windmills used to pump water for the solar salt industry. It's also the site of an incredibly picturesque herring run.

--Godfrey Windmill, Chatham, MA. A fully restored and functional 1797 Mill

--Higgins Windmill, Brewster, MA. An historic smock windmill built in 1795.

Both workshops and the Cape Cod Tour will include lunch. All tours include transportation from the host hotel in Needham, MA. Each tour and workshop will have minimum and maximum participant requirements.

The main conference, featuring bus tours of an exciting variety of mills, will take place Thursday to Saturday October 1-3, 2020. The sites on the bus tour include: Bootts Textile Mill in Lowell, Frye Measure Mill (Woodworking), Slater Mill Historic Site (Textile Mill), Old Sturbridge Village (Grist, Carding, Cider Press and Sawmill), Saugus Ironworks National Historic Site, The Gristmill at Wayside Inn, and Old Schwamb Mill (woodworking).

Pre-tours, workshops and main conference details including hotel and transport to/from, registration, and pricing information will be uploaded to <http://www.spoom.org> soon. Email Amyeboyce1968@gmail.com or call 508.737.3493 with questions.

In This Issue

[Intro by our President](#)

[Agenda](#)

[World News](#)

[Publications](#)

[E-News Team](#)

Information Links

[Council](#)

[TIMS Home Page](#)

[Membership 2020](#)

[Our Bookshops](#)

[Click here for printable version](#)

SPOOM invites TIMS!

Click here for more details on the main conference tour.

<https://www.molinology.org/index.php/web-links/mill-other-events/170-spoom-invites-tims>

THE NETHERLANDS

International Conference on the Craft of the Miller. 18-20 JUNE

The Netherlands, De Zaanse Schans, Zaandam, Thursday 18th to Saturday 20th June, 2020 International Conference “The Craft of the Miller”

For more information and registration, check [here](#).



In This Issue

[Intro by our President](#)

[Agenda](#)

[World News](#)

[Publications](#)

[E-News Team](#)

GREECE

Kissamos' Watermills, General Information, Potamida's Watermill, Kera's Watermill, by *Nektaria Lainaki, Architect, candidate Phd School of Architecture NTUA.*

Kissamos is a town within the province of Kissamos, in western Crete, in Greece. In September 2019, the first mill lecture about the watermills of Kissamos was organized. Professors of architecture from Athens came and spoke about this kind of building and technology, of the different types that exist and how important it is to save these structures for our culture.

The speakers were:

- Stefanos Nomikos, Architect
- Giorgos Giannitsaris, Phd Architect, Professor in the School of Architecture NTUA.
- Panagiota Trimandili, Architect
- Lainaki Nektaria, Architect, candidate Phd School of Architecture NTUA



The poster of the first Organization.

Information Links Council

[TIMS Home Page](#)

[Membership 2020](#)

[Our Bookshops](#)

[Click here for printable version](#)

Due to its location, Kissamos has been a place of high historical interest since ancient times. Unfortunately, there are few visible historical buildings or elements in its structural environment. Therefore, one must refer to old photographs, sketches, passages and descriptions in order to compose the history of Kissamos. Continual inhabitation, as well as the requirements of contemporary life, imposed ‘radical’ changes in both the natural and structural environment. However, the memories are still vibrant and one can easily become aware of them through local peoples’ narratives and storytelling. In this way, people who are interested in Kissamos, especially in its history, can be informed through

storytellers who have been recording their memories. Having started my research regarding the history of Kissamos five years ago, I have been discovering its identity. Based on my research and systematic record keeping, I have perceived the significance of certain buildings in the whole province.

Let's get started...

Until today, 43 watermills have been recorded in the province of Kissamos, as can be observed in the map provided below.

In This Issue

[Intro by our President](#)

[Agenda](#)

[World News](#)

[Publications](#)


[E-News Team](#)



The map shows the district of Chania, the light grey indicates Kissamos province (the place with the lighter colour is Kissamos).





Watermill in Platanos near Falassarna.



Watermill in Sirikari

Villages and number of watermills in the whole Kissamos area.

Kapsaniana 1, Sirikari 2, Kalathenes 1, Voulgaro 2, Milli 2, Elos /Limni 4, Plokamiana 1, Vathi / Kouneni 1, Kambos 3, Sfinari 1, Kera 1, Kotsiana 1, Koleni 3, Nopigia 1, Sassalos 1, Astrikas 1, Mothiana 1 Kolymvari 1, Voukolies 1, Palea Roumata 1, Vasiliana 1, Kares 1, Mesavlia 1, Kissamos 1, Plakouria (area near Kissamos) 1, Dafni 1, Polyrinia 1, Lousakies 1,




Platanos 1, Lardas 1, Karefilianna 1, Agios Georgios 1, Kaliviani 1. All of them are of the Hellenic style (with horizontal wheel) except for one with vertical wheel which is referred to as being of Roman style.

Information Links

[Council](#)
[TIMS Home Page](#)
[Membership 2020](#)
[Our Bookshops](#)

[Click here for printable version](#)



In This Issue

[Intro by our President](#)

[Agenda](#)

[World News](#)

[Publications](#)

[E-News Team](#)

Previous page: Lardos watermill; top left:Kotsiana watermill; top right: watermill with vertical wheel in Kambos; bottom right: Elos watermill

The Restructured Watermill in Potamida.

In 2010, the cultural association of Potamida began an effort to protect and highlight the local watermill. In 2013 the opening of the watermill took place in Potamida, an event which attracted schools and institutions among others, who were interested in visiting the watermill and learning about its function.



The watermill was one of small production due to its dimensions.


The restructured Watermill in Potamida and its outside area.

The placement of the mill and its' relationship with the river shows us how different the mill is, compared to other watermills. The source of water is the river. The mill's water channel crosses the village and then ends up at the watermill. The water running from the river enters the watermill and returns into the river through a curved construction. Above this construction the area has been landscaped and a hill has been built. This upgrading of the environment around the watermill has created a space in which many events can now be hosted.

Kera's Watermill

Kera is a small village in the center of Kissamos area. A year ago, the cultural association of Kera assigned me to lead the research project regarding the maintenance of Kera's mill. The ancient village of Kera

is believed to have been developed since the 11th and 12th century. Kera village, as it is known nowadays, is said to be formed since the Venetian period, during the early 16th century. A considerable *The channel to the watermill, and the hole at the end of the channel; The watermill inside.*



[Information Links](#)
[Council](#)
[TIMS Home Page](#)
[Membership 2020](#)
[Our Bookshops](#)

[Click here for printable version](#)

part of Kera was influenced from the Venetian period.

The watermill is placed at the lowest point of the village, so as to maximise the concentration of water. The watermill is built over three levels of terrain. These levels are linked through an old stone path as well as with the national path known as E4. This historical monument has been built with local stones. Under the watermill were the gardens and the trees of the village. The proposed research project includes the watermill, other paths (between the E4, mill and gardens), as well as the development of a cultural center with a traditional café and a shop with local handmade products etc.

In This Issue

[Intro by our President](#)

[Agenda](#)

[World News](#)

[Publications](#)

[E-News Team](#)



Kera's Watermill today.



The 3d project with the area around the watermill and the national path E4.

Bibliography

1. Νερόμυλοι Δυτικής Μεσσαράς Κρητης, Φυσικό Οικοσύστημα και Υδατινο Δυναμικό, Μουσείο Κρητικής Εθνολογίας, Κέντρο Ερευνών, Βόροι 1985.
2. Διάλεξη στην Σχολή Αρχιτεκτόνων Μηχανικών Ε.Μ.Π., <<Ο ΜΗΧΑΝΙΣΜΟΣ ΛΕΙΤΟΥΡΓΙΑΣ ΤΟΥ ΝΕΡΟΜΥΛΟΥ ΤΗΣ ΔΥΤΙΚΗΣ ΚΡΗΤΗΣ>>, Επ.καθ. Τουλιάτος Παναγιώτης, των σπουδαστριών Κτιστάκη Μαριάνθη, Κυριακοπούλου Βίκη, Λυκοπούλου Κατερίνα.

The Open-Air Water Power Museum of Piraeus Bank Group Cultural Foundation in Dimitsana, Greece Celebrating the International Museum Day 2019

Text compiled by *Spyros Souvlakis*, Piraeus Bank Group Cultural Foundation, Museum Department, www.piop.gr

Photographs are under copyright as stated.



Celebrating the International Museum Day 2019 at the Open-Air Water Power Museum.

How can a technological museum in the field of artisanal and industrial technology use contemporary art to give meaning to the past and pave a path through the present and towards the future of our societies? How is it possible to preserve its core mission of collecting and showcasing elements of tangible and intangible cultural heritage and tradition, while also functioning as an agent of social change, strengthening the bonds with its visitors and engaging an audience that becomes more and more demanding and diverse?

[The Open-Air Water Power Museum](#), part of the [Museum Network of Piraeus Bank Group Cultural Foundation](#), responding to

Information Links

[Council](#)

[TIMS Home Page](#)

[Membership 2020](#)

[Our Bookshops](#)

[Click here for printable version](#)

this challenge, decided to celebrate the Foundation's selection by the Hellenic National Committee of the International Council Of Museums (ICOM) as the honoured institution for the International Museum Day 2019 (May 18th), in an original and unexpected way. Based on the celebration's topic "Museums as Cultural Hubs: The Future of Tradition", the Museum scheduled a series of events from May 17th to May 25th 2019



The Open-Air Water Power Museum in Dimitsana, Greece.

that aimed to promote a reconsideration of tradition and highlight it in terms of modernity.

Reviving the past, the Museum organised a day of wheat grinding in its flourmill along with the annual washing of woolen textiles of the household, such as flokati rugs and velentza blankets, in its fulling-tub. Locals from Dimitsana gathered in the Museum's



The Museum's flourmill and fulling-tub.

watermill that houses the 19th-century, restored mechanisms, and witnessed the revival of grinding of wheat, while they were waiting for their textiles to be washed in the fulling tub and dried in the Museum's surroundings under the hot Greek sun. Thus, museum visitors had the opportunity to witness the whole process; see the water-powered mechanisms in full operation and learn all about these traditional works first hand. At the end of their visit, attendants could take a portion of freshly ground flour, as a souvenir.



Wheat grinding at the Museum's flourmill.

At the same time, visitors had the opportunity to learn about the symbolic values of cereals throughout the ages, apart from their beneficial role in people's nutrition, as well as the various uses of the plant's spare parts. Elements of wheat, like the whiskers, that were not ground, were used in a variety of practical ways (e.g. filling material for mattresses, talisman decoration, creation of handmade dolls for children) or even as symbols in illustrative art or more abstract forms of contemporary creative expression.



In This Issue

[Intro by our President](#)

[Agenda](#)

[World News](#)

[Publications](#)

[E-News Team](#)

Information Links

[Council](#)

[TIMS Home Page](#)

[Membership 2020](#)


[Our Bookshops](#)

[Click here for printable version](#)



Washing of woolen textiles in the Museum's fulling-tub.

*E.F. Markostamou
Contemporary art
exhibition leaflet.*



In This Issue

[Intro by our President](#)

[Agenda](#)

[World News](#)

[Publications](#)

[E-News Team](#)

[Information Links](#)
[Council](#)
[TIMS Home Page](#)
[Membership 2020](#)
[Our Bookshops](#)

[Click here for printable version](#)



E.F. Markostamou - Contemporary art exhibition (wheat whiskers embroidery on traditional knitwear).

traditional knitwear, cotton, roots, thorns and other natural materials. A distinct part of the exhibition consisted of haptic portraits, created on Braille paper with the the rmoform method, highlighting an

alternative way of experiencing art, especially addressed to people with visual impairments. During the exhibition, visitors participated in specially designed workshops and created collective and individual embroideries with natural wheat, as well as tactile portraits of their family embroideries



E.F. Markostamou - Wheat whiskers embroidery workshop

Credits

01, 04-06, 08-13, © Piraeus Bank Group Cultural Foundation, S. Souvlakis

02-03 © Piraeus Bank Group Cultural Foundation, N. Daniilidis

07 © Piraeus Bank Group Cultural Foundation

In this context, the Museum organised an exhibition of contemporary art by young artist Eirini-Foteini Markostamou, under the title “All that fall”. The exhibition included artworks of mixed techniques, using whiskers of wheat as embroidery material on



E.F. Markostamou - Contemporary art exhibition (haptic portraits on Braille paper)

attendance reached almost 2,000 people, while more than 800 people (children and adults) participated in the workshops, all celebrating a unique experience that stirred common memories in combination with contemporary methods of self-expression and creativity.



UK

Making New Sails for Heage Windmill, Derbyshire, UK

by Alan Gifford.

Heage windmill is a Grade 2* listed (one of the highest grades used in the UK), stone-built windmill which, unusually, has six sails, and also was visited by the TIMS group during 2017. In the autumn of 2018 however, the mill Trust were advised that, due to wood rot, two sails needed to be replaced in the 'near future'. There are a limited number of millwrights in the country able to undertake



this work and delivery time quoted was about 2 years! Our mill maintenance team, led by maintenance manager David Land, thought that they had the skills and knowledge to be able to make them much sooner and set about investigating a supply of suitable timber, preferably Siberian Larch. In due course they tied up with Constructional Timber Ltd of Barnsley, who could supply the total of 84 separate pieces of wood needed for the two sails, ranging in weight from about 1000 pounds (400kg) for the main stocks, to a few pounds (grams) for small components. They could also cut the eight large mortises which



All the new timber was given a coat of sealant.



The first sail bars are cautiously fitted.

go right through the stocks on each sail and which have to be accurately set at a different angle for each hole.



Fitting sail bars.

On the 29th of May 2019, the two damaged sails were removed by the team and a small local millwright, (Nicholls Engineering, Nether Heage), using a mobile crane. On the same day, delivery to site was made of the new timbers which were soon installed in the Windmill's own marquee; this was to become the new workshop. From that date on, Tuesday and

In This Issue

[Intro by our President](#)

[Agenda](#)

[World News](#)

[Publications](#)

[E-News Team](#)

Information Links

[Council](#)

[TIMS Home Page](#)

[Membership 2020](#)

[Our Bookshops](#)

[Click here for printable version](#)

Wednesday mornings were allocated as 'sail' days (although other routine works such as grass cutting had to be accommodated).



Sails ready to go back.



Finishing touches inside the marquee workshop.

In This Issue

[Intro by our President](#)

[Agenda](#)

[World News](#)

[Publications](#)

[E-News Team](#)

All the knots in the wood were sealed and then the entire surface area of all the timber was treated with a specialist paint undercoat. Slowly at first, the various pieces were assembled, fitting the eight heavy sail bars into the mortises being the most difficult job. As time went by the method of working developed and things went quicker until on, Wednesday



The last of the sails is lowered into place by the mobile crane.

The first of the new sails is lowered into position.



20th September, the last of the 42 old shutters, which had been fully refurbished, was put in place. Some pieces of the heavy iron work which operate the shutters, taken from the old sails, were re-fitted and the job was virtually done.

It was planned to replace the sails during October, but this was weather/wind dependent. In the end it was the first week of November before all necessary parties were available, together with, crucially, suitable weather, thus making sail replacement possible; this was completed in one morning.

Information Links

[Council](#)

[TIMS Home Page](#)

[Membership 2020](#)

[Our Bookshops](#)

[Click here for printable version](#)



It has been estimated that about 750 voluntary man/women hours of work were required for all this work, and a cost saving was made against the bought-out budget price. Heage Windmill Society really appreciates this example of a concerted voluntary effort by all involved, rallying round to keep this major tourist attraction fully operational. Heage windmill will start the 2020 season with a full set of six sails once again!

Note: Whilst we only had four sails we were still able to mill flour, albeit sometimes at a slower rate.

The end product – back to six sails

Rex Wailes:An International Pioneer

The Mills Archive

The Mills Archive has just received the 20th century's most important mill collection, assembled over decades by Rex Wailes until his death in 1986. Rex was an engineer, historian and mill recorder, becoming perhaps the world's leading consultant for the repair of windmills. Based in the UK, he travelled extensively to other countries and was part of that initial select group who set up TIMS in 1965.

At the First TIMS Symposium in Portugal he presented papers on conservation techniques in England, the mills of the Pas de Calais and the Nord as well as windmills of the Loire and Brittany. Subsequently he presented papers on the mills of Greece, Portugal and Finland as well as publishing studies on mills in the USA, Barbados and Sweden. He was honoured by TIMS as an Honorary Life Member and he was also the first Honorary Life Member of the American Newcomen Society.

His collection is a time capsule of photographs, glass plates, large technical drawings, notes and correspondence immortalising these fascinating structures, the development of the windmill protection and repair movement, the people involved and the landscape that they shaped. The Mills Archive has started to conserve and catalogue the collection, but urgently needs financial assistance to digitise images and drawings. Once scans are available, they can be shared with everyone on the website catalogue. This is explored by thousands of virtual visitors every year from over 80 countries, so if you can help, we can show more and more people how important and interesting traditional mills are in different countries.

Please give what you can at <https://millsarchive.org/appeals/rex>

Read More

[Saving the Rex Wailes collection \[pdf\]](#)

[Gems of the Rex Wailes collection \[pdf\]](#)

FINLAND

Hugo, the Second Finnish Boat Mill, by *Kirsti Horn*.

This floating, mini power station can be found close to Helsinki's public library, and was built in 2019 by Mr Markku Puustinen for his grandson as he turned one years old. This is why the floating mill, or boat mill, is called Hugo, like the boy. The mill was built from recycled building materials and has an output of 8.2 W. The lights shine in the evenings and there was a charger for a mobile



Mr Puustinen during his daily check.



Hugo afloat, driven by the current of the stream.

In This Issue

[Intro by our President](#)

[Agenda](#)

[World News](#)

[Publications](#)

[E-News Team](#)

Information Links

[Council](#)

[TIMS Home Page](#)

[Membership 2020](#)

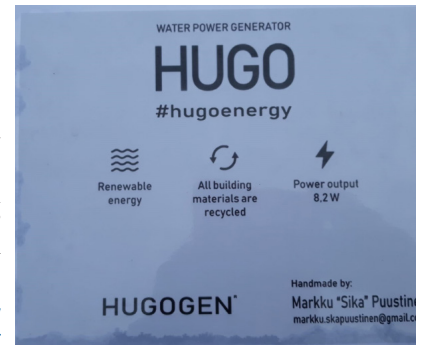
[Our Bookshops](#)

[Click here for printable version](#)

phone, which unfortunately was nicked by somebody. Mr Puustinen comes here every day to check it and adjust the dam according to the water flow that comes from the rainwater pipe that runs into the sea here. He told me that he will start planning to put in some grindstones and start grinding herbs and pepper.

Although it may seem a small initiative, it perfectly illustrates the new attitude towards using renewable energy and the dedication to put it into practice. All primary school teachers should bring their pupils there to learn about green energy in practice.

See Hugo at work on YouTube: <https://youtu.be/YIBNnZjmeLg>



The information panel.

In This Issue

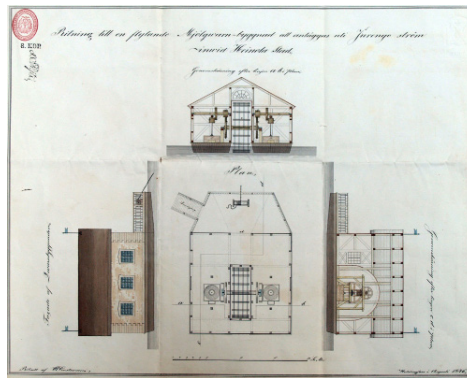
[Intro by our President](#)

[Agenda](#)

[World News](#)

[Publications](#)

[E-News Team](#)



Drawing of the Heinola boat mill (1846), kept in the town's archives.

Hugo is probably not, however, the first boat mill in Finland ever. Mr Lauri Putkonen, a researcher in the field of industrial architecture, is working on an article about a boat mill that was designed in 1846 at the state architecture office (Intendenttikonttori). This was the only design office in the country before the first private architectural office was established in the 1870's. A German architect,

Carl Ludwig Engel, who designed the historic city centre of Helsinki (cathedral, university, library, government building, orthodox church, hospital etc) ran the work at Intendenttikonttori. Before him there was Carlo Bassi from Turin. One of these gentlemen must have brought the idea of the boat mill with him.

The proposed location of the boat mill was at Heinola, on the Jyrängö river. Heinola is about 135 km NE of Helsinki. The boat mill was of a most unusual design, having an internal waterwheel in the middle of the house boat, driving a pair of stones on either side of the wheel. Whether this boat mill was actually built and operated is still unknown.

We hope to learn more about this initiative when Mr Putkonen has concluded his research.

Information Links

[Council](#)

[TIMS Home Page](#)

[Membership 2020](#)

[Our Bookshops](#)

[Click here for printable version](#)

UKRAINE

Wiki Loves Monuments Contest, by Olena Krushynska.

I would like to share these photos from the Wiki Loves Monuments Contest, Ukrainian branch. Myself and Willem [van Bergen] were the judges of the special nomination "Mills". Recently, the ceremony of this Award took place, and the winners got mill gifts!





In This Issue

[Intro by our President](#)

[Agenda](#)

[World News](#)

[Publications](#)

[E-News Team](#)

BERLIN

Technical Museum Berlin, Germany, by *Gerald Bost*:

During our 15th Symposium in Berlin, we visited the Technical Museum where at that time some major repair works were being undertaken on the mills. Up till now, the watermill has got a new waterwheel, constructed and replaced by the Schumann millwright firm from Saxony. At the postmill the outer staircase has been replaced by a new one. The repairs at the Dutch Windmill still continue. This year they have to take off the cap and replace the sheers and fix the upper collar.



The Technical Museum watermill after fitting the new wooden waterwheel.

FRANCE

Seventh Meeting of the FDMF, by *Alain Eyquem, President*.

On November 21st and 22nd, 2019, the Seventh Meeting of the Federation of Moulins de France (FDMF) took place.

The meeting had important topics and bore an international character. Three themes were approached, highlighted here:

Representatives from five countries behind the table at the FDMF meeting last November.



Information Links

[Council](#)

[TIMS Home Page](#)

[Membership 2020](#)

[Our Bookshops](#)

[Click here for printable version](#)

- mills actually play an important part in protecting biodiversity.
- the application of the Water Framework Directive.
- mills in Europe.

Mill organisations from five countries were represented: Italy, the Netherlands, Great Britain, France and Portugal. As the National Mill Day(s) in most European countries take place in Spring, the idea of the European Spring of Mills could become a reality, in a project that remains to be developed. See also the agenda 2020 elsewhere in this issue.

USA

In This Issue

[Intro by our President](#)

[Agenda](#)

[World News](#)


[Publications](#)

[E-News Team](#)

Annual Tide Mill Conference Scores Again!

The Tide Mill Institute

On October 25th and 26th 2019 tide mill enthusiasts were delighted with a well-rounded, two-day program about New England and European tide mills. The conference title was TIDE MILLS GALORE: from the Piscataqua to the Merrimack. Seventeen speakers shared findings of their research about early mills and current explorations to harness tidal energy. Participants enjoyed a low-tide field trip to view sites of seventeenth century mills and the chance to walk among the rocks of a tide mill dam in Kittery, Maine.



Friday was all about mills of the Piscataqua River region and gave time for informal presentations by local savants. Deb Knowlton set the stage by describing cultural and family aspects of milling in early New England. Dean Rykerson, Fred Perry and John Viele focussed on Kittery's Spruce Creek and Chauncey Creek mills. John let the group out on the ruins of the Thompson's tide mill dam. New Hampshire's Winnicutt River mill was explained by Nathan Hazen, and Craig Musselman shared the seven or eight mills in Rye, N.H. Jim Cerney described Newcastle Island's two tide mills and led a look-and-see session at one site.

Saturday was set aside for the experts. Erin Bell and Martin Wosnik, from the Engineering Department of the University of New Hampshire explained how the new bridge between New Hampshire and Maine is being used to study sustainability and tidal energy,

Information Links

[Council](#)

[TIMS Home Page](#)

[Membership 2020](#)

[Our Bookshops](#)

[Click here for printable version](#)



while Lauren Smith from the University of Maine's Department of Engineering talked about her work in France and in New Hampshire to explore harnessing tidal power. Earl Taylor of the Dorchester (Mass.) Historical Society laid out the story of Boston's early tide mills. There were international visitors, too. Damian Goodburn, an archaeologist with the Museum of London Archaeology, described his work on carpentry techniques used in Anglo Saxon era tide mills, and Ewan Sornic, from Brittany, shared the results of his worldwide inventory of over 1,400 tide mills.

In This Issue


[Intro by our President](#)

[Agenda](#)

[World News](#)

[Publications](#)

[E-News Team](#)



After lunch on Saturday Jesse Cofelice reported about her work on the Seabrook, N.H., Greele Mill, and Tim Richards described his efforts to document a tide mill in Truro, Mass.

Bud Warren's final presentation shared TIDE MILL INSTITUTE's decade-long effort to preserve the important Peveril Meigs tide mill research collection.

TMI is working to gather the visuals and reports of each conference presentation and to make them available to members.

READ MORE

Long Island tide mill restoration moves forward!

<https://www.tidemillinstitute.org/long-island-tide-mill-restoration-makes-progress/>

Sorting out 60-Year-Old Tide Mill Research Notes.

<https://www.tidemillinstitute.org/sorting-out-60-year-old-tide-mill-research-notes/>

Information Links Council

[TIMS Home Page](#)

[Membership 2020](#)

[Our Bookshops](#)

[Click here for printable version](#)

UK Tide Mill Inventory, by David Plunkett.

David Plunkett has completed his Tide Mill Inventory for England. He is aiming at completing Wales and Scotland in the course of 2020.

Some time ago, he changed format to Excel to accommodate a larger range of data and make it compatible with other countries. If you are interested in his work, you can download it here

[\[UK Tide Mill Inventory\]](#).

Danish Windmill in Elk Horn, sent by Lisa Riggs.

This online article about our roofing project might be of interest.

<https://www.commarch.com/certainfeed-shingles/>

When is an Old Mill a New Mill? Text by Sandy Lerner.
Photographs by Ben Hassett, millwright.

In This Issue

[Intro by our President](#)

[Agenda](#)

[World News](#)

[Publications](#)

[E-News Team](#)

Locke's Mill sits aside the Shenandoah River in Clarke County, about 60 miles due west of Washington D.C. at the tip of northern Virginia. Locke's Mill is now on the Historic Register of the United States.

The present structure was built in 1876 by Joseph Price as an Evans-type watermill. We have the bill of sale for two sets of French buhr grindstones and the history of their journey: as ballast from France, by rail from Baltimore, and finally by mule-cart to Locke's Mill.

However, the map below shows that there has been at least one mill on the present site since early colonial times. The first mill was probably built by Robert Carter Nicholas. George Washington later owned the land across the river from the Nicholas Mill; the mill was sold in 1751 to Fielding Lewis, Washington's son-in-law, showing that a mill existed on the site prior to 1751. At some point in the past, there were actually two separate mills operating on the site driven by the Shenandoah River.



Figure 1. Mausy Map, 1793



Figure 2. Varle Map, 1809

Information Links

[Council](#)

[TIMS Home Page](#)

[Membership 2020](#)

[Our Bookshops](#)

[Click here for printable version](#)

Fast-forward to the 20th Century. Price's Mill is purchased in 1907 by Thomas H. Locke and his wife, Rosa. After Thomas' death, Rosa continues to operate the mill. The mill becomes derelict by about 1920. Between 1939-1941, an exceptional flood washes away the 30' (10-meter) waterwheel, and the mill is left to fall into ruins. The photo below shows the mill about 1920. It would not be a working mill again for another 93 years.

Seventy years on, the building was completely derelict. Jon and Carol Joyce decided to restore the building's lower three floors and the west set of grinding stones. When I purchased the mill in 2016, it was regularly grinding conventionally-farmed grain by loading the grain in from



Figure 3. Locke's Mill c. 1920

the east entrance which, due to the hill, is a floor above the ground floor and river level. The flour or meal would be carried by hand to the west millstone set, and the grist fell through the chute to the first floor where it was bolted and/or bagged. Grain would be carried in 50 lb. sacks to the front door at ground level where it would be loaded for delivery. As I am an organic farmer, I first had the east stones recommissioned, and with the help of Chris Damewood, farm manager, Roger Steyeart, master miller, Ben Hassett, millwright, and Jon Joyce, got the second set running with new furniture and a second chute down to the lower floor. We made the decision that Locke's mill was going to be essentially an organic mill, using the west stones only for large, commercial grinds for distilleries, bakeries, breweries, etc. Our "Locke's Mill" products would be in small bags for home bakers/brewers and would only be from organic grains. In America, there is no commercially available, organic, stone-ground grain. We had a ready market for our organic grist.

As before, if the grain was being bolted, it went from the wooden chute into the bolter. If it was not being bolted, it went from the chute, via a cloth tube to a large plastic bucket, where it was hand-scooped into 50 lb. sacks for delivery. As may be imagined, there was flour everywhere, and a lot of heavy lifting and re-lifting.

As a second scope of work, we had initially planned to put a rail system on the millstone floor to convey "mini-totes" of grain, weighing up to 1.5 tons (about 1400 kg) directly to the hoppers. After the Joyce's restoration, these totes were moved by pallet jack to the stairs near the stones, and then the grain taken from the totes by hand, in five-gallon buckets to the hoppers. One 3,000 lb. tote meant 100 trips with a 5-gallon pail. If the incoming grain was in bags, the bags were moved to the stones on a pallet jack, and then the sacks were lifted by hand up into the hoppers and emptied. In this case, it is lifting and carrying 60 sacks up three steps and up into the hopper. It was time for a better system.



Third floor elevator heads. Water powered hopper, bottom grain bins in background.



Another view of elevators, bin and drive.



Vertical shaft extended to 3rd floor and disengagement levee.

I wanted to eliminate the need to move the grain into the hoppers by restoring the "Evans"-type features of the Price-era mill. This was some what difficult owing to the lack (now) of a fourth story. Ben, Chris, Roger and I worked out a plan for a "haystack rail" system to move the large totes. Grain comes in, either bagged or in totes, on the stone floor. The large totes come into the mill via an outdoor hoist affixed to a traditional cathead mast.

In This Issue

[Intro by our President](#)

[Agenda](#)

[World News](#)

[Publications](#)

[E-News Team](#)

Information Links

[Council](#)

[TIMS Home Page](#)

[Membership 2020](#)

[Our Bookshops](#)

[Click here for printable version](#)



Grain sinks for unloading of 1 ton grain totes and conveying to bucket elevator. 6" augers, feed valves and slide gate controls.



Organic grain elevator boot to receive bulk grain and convey to third floor grain bins.



Custom food grade stainless steel elevator head. Minimum conveyance 110 bushels/hr. The head pictured is for non-organic grain and has a 24'6" discharge height.

In This Issue

[Intro by our President](#)

[Agenda](#)

[World News](#)


[Publications](#)

[E-News Team](#)

There is now a hook-scale so that we can weigh the incoming grain, something we could not do before the rail project. The tote is weighed, and then moved to either the east set of stones (organic) or to the west set (non-organic side) into a position directly above the hoppers. The totes have a spigot to allow the grain to be metered directly into the hopper. If bagged, the bags are loaded directly onto a wheeled trolley and moved to the stones area.



Custom stainless elevator sections for organic stones. 30' discharge height. Slide gate access on every floor level for clean out.



Food grade elevator boots with adjustable boot pulleys.



Roller Mill- 12"x6" capacity of 350lbs/hr @ 3hp. 20 corrugations per inch.

Information Links

[Council](#)
[TIMS Home Page](#)
[Membership 2020](#)
[Our Bookshops](#)

[Click here for printable version](#)

This plan however, was quickly superseded by a much more ambitious plan. We wanted to preserve the water-power aspect of the mill, so we made a plan to install a line-shaft system running off the waterwheel, to drive the sifter/bolter, a new oat roller, a fanning mill, the large bolter on the top floor, and whatever else we wanted to add later on. This line-shaft runs from the main-shaft around the perimeter of the ceiling of the stone-floor, serving both the organic and non-organic sides of the mill. We have a fairly low ceiling height on all floors, so we could not have elevation changes to accommodate the rail and line-shaft systems. With the rail system running in the center of the stone-floor and the line-shaft system along the perimeter walls, we could have everything at one level, with small elevation changes for the augers into and out of the various sifters, rollers, etc.

To enable us to utilize the Evans-type gravity feed systems, we revised our plans yet again. We have now installed two incoming grain hoppers on the top floor, the “hopper floor,” one for organic grain and one for non-organic grain. Ben sourced a pair of two-ton hoppers which were installed (after moving the existing staircase).




New Clipper grain cleaner shaft and bearings to accept belt drive.

If the grain is organic and not to be fanned and/or rolled, it goes directly into the east stone-set, where it comes out the chute on the lower floor to be bagged. We have a smaller organic sifter on the lower floor that can be attached to the chute. This has been built to accommodate wheeled bins that have the output sacks inside, so the grist comes directly from the sifter into the sacks. If the organic grain needs to be fanned and/or

rolled, it goes by horizontal auger (powered by the line-shaft) to the relevant machine; it is moved to either a further process on the stone-floor, or drops, through a dedicated chute, to the lower floor for bagging/shipment.



Vertical and horizontal slide gates on boots allow for easy clean out.




Slide gate access on every floor for inspection and cleaning. Grain leg shown on left, meal leg on right. Food grade belts and buckets in both elevators.

On the non-organic side, we are only taking in large loads of grain (a ton or more). The totes/bags are emptied into the elevator bin on the stone-floor, elevated up into the non-organic hopper, where they fall back down into the west stones to be ground. An elevator then takes the grist back up to the third floor, where Ben has restored a large commercial bolter to refine the grist, if requested by the customer. The bolted grain falls to a bagging area on the stone-floor where the grain is weighed and labelled for shipment. No lifting, and the flour is well-contained within the various elevators and augers.



Sample meal elevator bucket pitch. Food grade belts and cups. Stainless hardware.

Inlet side of elevator boot.



The Bolter.

The final work for this stage will be replacing the temporary electric motors that currently run the elevators on the ground floor via gears off the waterwheel mainshaft. We postponed this step to keep the mill operational as much as possible during the reconstruction as a service to our distillers and brewers.

In This Issue

[Intro by our President](#)

[Agenda](#)

[World News](#)

[Publications](#)

[E-News Team](#)

Information Links

[Council](#)

[TIMS Home Page](#)

[Membership 2020](#)

[Our Bookshops](#)

[Click here for printable version](#)

There are still some adjustments and smaller tasks to complete, such as installing and commissioning the fanning mill and organic sifter, but basically the new line-shaft system is operational. With the line-shaft system and belts to the various components in place, we are able to locate and install the rail system for the scale, trolley, and bagging systems as a second phase. Stay tuned....

Postscript:

In addition, there is a video of our grits (cornmeal/polenta) sifter. The elevators are in now and Ben Hassett, our millwright, will be done soon. This is all running off of the waterwheel. Enjoy!

[\[link to Lockes Mill video\]](#)

In This Issue

[Intro by our President](#)

[Agenda](#)

[World News](#)

[Publications](#)

[E-News Team](#)

Millwrighting Project at Newlin Grist Mill, Glen Mills, PA, *by Tony Shahan.*

The Newlin Grist Mill embarked on a multi-year, experimental archaeology project in 2019 with the goal of exploring millwrights in early colonial America. The Millwright Project aims to learn about the trades, tools, and techniques associated with constructing and maintaining mills in the first half of the 18th century. The project started as documentary research into early mills and has led to the recreation of a millwright shop in the 1739 addition to the Newlin Mill. Direct references and sources of information related to early millwrights are limited. The most useful resources were limited writings on early woodworking and illustrations of tradesmen working with their tools.



Newlin Grist Mill, outside view.

It has long been a desire to incorporate maintenance of the mill machinery and restoration projects into the visitor experience. Comments by visitors in our blacksmith shop have shown that people are interested in historic processes and enjoy watching craftspeople using tools. When Gabe Christy joined the staff, his passion for period carpentry, skill with tools, and interest in interpretation created an opportunity for an exciting new program - a reconstructed working millwright shop to support general maintenance and restoration projects, and which would be open to the public.



Squaring planks for flume sheathing.

When it came time to replace the 15-foot diameter, wooden water wheel and flume, we decided that the project should be done using period tools and techniques to expand our research and test some of the information uncovered. The first step involved researching tools and tool manufacture, to create the benches, planes, saws, and chisels available in our period,

that is the first half of the 18th century. The tools were manufactured by members of the team as well as by various tradesmen with specialized skills.

Experimentation with different tools and techniques is providing a glimpse

[Information Links](#)
[Council](#)
[TIMS Home Page](#)
[Membership 2020](#)
[Our Bookshops](#)

[Click here for printable version](#)

se into the early world of millwrights. Analysis has been aided by the team of “apprentice millwrights” who bring their experiences with early tools, period woodworking, wooden water wheel construction, blacksmithing, shipbuilding, and project management.

Progress has occurred in cutting out the rims, framing for the flume box, and cutting spline grooves in the flume planking. The process of cutting joints connecting the rims and notches for the 56 bucket boards, and preparing the bucket and sole boards will be the future focus of the shop.

In This Issue

[Intro by our President](#)

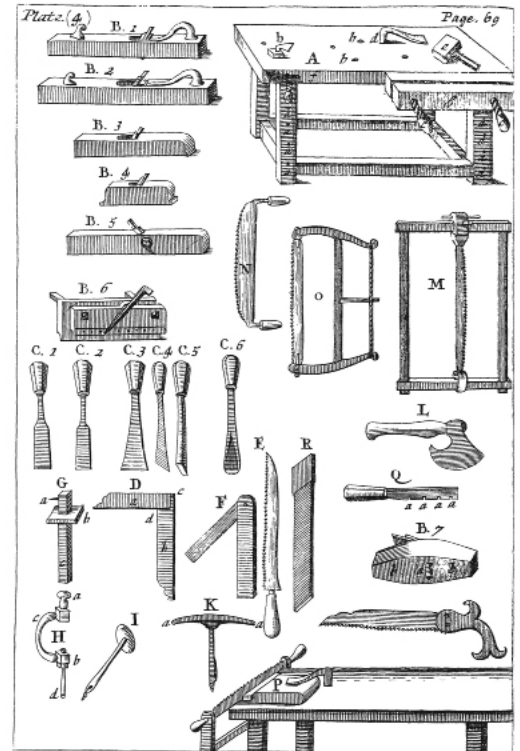
[Agenda](#)

[World News](#)

[Publications](#)

[E-News Team](#)

Each step of the process is being documented and recorded for use in future presentations and publications. Public participation is an important element of the project. Visitors are invited into the shop to observe how the work is being done and learn about the tools being used. Staff and volunteers answer questions about the process and discuss the project. The shop is open on Fridays through Sundays and is free to the public. The project has been very well received by visitors who are fascinated by the work being done with hand tools. Public interest in the project has had the unexpected benefits of attracting new volunteers and raising additional funding for the project.



Traditional millwrighting tools.

A blog has been started to keep people informed of progress and begin a dialog with individuals who are unable to visit in person. The blog can be found on the Newlin Grist Mill Website: www.newlingristmill.org. In the immediate future, the millwright shop will be used for restoring the water wheel, reconstructing the water flume box, and fabricating pieces to restore the Trimble House Kitchen. Some of the tools and equipment for the shop will be manufactured as well.

Information Links

[Council](#)
[TIMS Home Page](#)
[Membership 2020](#)
[Our Bookshops](#)

[Click here for printable version](#)

ITALY

News from Italy, by *Marica Grano*.

Throughout Italy, from North to South, there are numerous activities to enhance the old mills by members of the Italian Association of AIAMS historic mills.

The year 2019 saw the following events:

- In many mills in Piemonte Region, the exhibition “Historical Mills of Italy” was set up, with photos of the Italian contest that concluded in

May 2019.

- In Emilia Romagna Region, the festival of mills and millers turned 10 years old, and this year welcomed many visitors to the Lentino mill in Piacenza.

- In Liguria region, during an event dedicated to olive oil, the AIAMS set up an exhibition of wooden models (1:50 scale) of Leonardo's machines and mills and oil mills, while a crib was set up in the Mulino di Belpiano Ra Pria (Borzonasca, GE), to attract new visitors.

- In Puglia, the award "Molino Scoppetta", aimed at enhancing the historical industries still active in the region, reached its ninth edition.

In This Issue

[Intro by our President](#)

[Agenda](#)

[World News](#)

[Publications](#)

[E-News Team](#)



*Impressions of the exhibition:
"Historical Mills of Italy".*



Exhibition of wooden models after Leonardo da Vinci in Liguria region.

Waiting for the next Italian mill days, on the 16th and 17th May 2020 (see also the Agenda), there is also good news from the Basilicata Region: a mill whose memory was lost and which was already abandoned at the end of the 1800s, was found during forest maintenance works!

e-mail of the author: mariacarmelagrano@gmail.com

POLAND

What is the Solution to the Poor Windmill Situation in Poland? Let's Create an International Mill Museum! , by Natalia Lyons.

Current situation

In 2019, I conducted research to answer the question: how many windmills remain in the Mazowieckie voivodeship in Poland?

Information Links

[Council](#)

[TIMS Home Page](#)

[Membership 2020](#)

[Our Bookshops](#)

[Click here for printable version](#)

In available publications I found information about 291 windmills (mentioned as existing), about which I undertook further analysis. I confirmed the non existence of 204 windmills, 4 windmills of uncertain existence and 83 windmills existing in distinguishable conditions of maintenance (from very good to having only some structural and/or mechanical remains).

Here are some figures from my data:

- 48 (out of 83) windmills are adapted into other functions (24 of them into electrical mills).
- 14 windmills are placed on the monument register/register of historic places (5 amongst them are adapted).
- 24 windmills are placed on the Municipal Evidence of monuments (14 amongst them are adapted).
- 1825 is the year of construction of the oldest existing windmill in Mazowieckie voivodeship, (the mill is in bad condition!).
- 4 / 5 / 1 are the numbers of: paltrok mills / smock mills / metal wind turbines, existing in Mazowieckie voivodeship (the rest are post mills).
- 5 windmills adapted into electrical mills have the technical possibility to grind grain.
- 21 windmills (out of 82) are in reasonable/bad, bad or very bad condition and are for certain not possible to be rescued.
- 17 windmills (out of 82) need instant and serious repair or they will disappear within the next 5 years, (there is no private funding, motivation, or support for owners, and applying for government funds has presented difficulties to the owners of registered mills).
- 8 windmills remain in good condition and were not adapted (ONLY 8!)

In This Issue

[Intro by our President](#)

[Agenda](#)

[World News](#)

[Publications](#)

[E-News Team](#)

A number of these mills will also appear in the TIMS GPS database thanks to Leo van der Drift, whom I am very grateful for help in adding them.

During my research I talked to over 1,000 people in relation to the windmills, which gave me quite clear views on what is necessary to support good efforts from the institutions dedicated to monument protection in windmill preservation.

Now I am trying to answer the question: how many windmills and watermills remain in Swietokrzyskie, Malopolskie, Podkarpackie and Lubelskie voivodeships? I think the first results of my research should appear around May 2020.

The Foundation, The Museum

I didn't want to repeat the mantra: "It's the last call for windmills in Poland to save them" that has appeared in various articles on mills I have read over the years. That's why I founded The World Heritage Museum Foundation (it is undergoing the registration process as of this writing [January 2020]). I would like this Foundation to work on the preservation of mills, wooden heritage and the intangible



Mamino paltrok mill was built in the 2nd half of the 19th century and is one of only four paltrok mills still existing in Mazowieckie voivodeship.

Information Links

[Council](#)

[TIMS Home Page](#)

[Membership 2020](#)

[Our Bookshops](#)

[Click here for printable version](#)

cultural heritage that is connected to them. Going international will gain the attention not only for mills in Poland, but in countries throughout the world where mill protection is not well developed yet.

I would like to invite all of you to join this project.

We are open to cooperation with mill owners who would like to exhibit their mills to the public, give workshops, lectures or webinars; mill societies; craftsmen or people who have unique skills and would like to share them (not only connected to millwrighting, but also embroidery or any other vanishing skills); IT and new technology specialists, ethnographers or anybody who thinks they could help are welcome. Volunteers, supporters and patrons may inquire as well.

In This Issue

Intro by our President

Agenda

World News

Publications

E-News Team

Further Research – invitation and query for guidance.

I am conducting further studies on the situation of mills in Poland (as I mentioned above in South-Eastern voivodeships), Europe and also the USA, to work out – this time- a working solution that will help to preserve as many mills in Poland as possible, and hopefully many more in other countries.

All of you who would like to share your knowledge on the mills of your country, especially their history in the 20th century and domestic legal regulations on monuments, are very welcome to contact me.

I am also interested in the motivations of your local societies to maintain the mills in your area/country, and the opinions the local society has on mills. I would appreciate any guidance about worthwhile reading and literature on those topics or inspiration.

I am especially searching for millers and millwrights, or people who have (or had) a miller or millwright in their family (or among their acquaintances) who emigrated from your country to the USA or any other European country in the 20th century, and continued the profession over there. Maybe there is somebody who immigrated into your current country and was or is a miller or millwright. I would be very happy to correspond with those people if they agree or ask them some questions with the aid of a survey.

If you are interested in receiving more information about mills in Poland, joining me in the research on mills in Europe and the USA, or cooperating in creating The World's Heritage Museum (or supporting it), please contact me at: natalia.m.lyons@gmail.com

It's high time to show our unique mills and intangible heritage to the World. It's time to save what is left to be saved!

Information Links Council

[TIMS Home Page](#)

[Membership 2020](#)

[Our Bookshops](#)

THE NETHERLANDS

Online Image Collection, by *John Verpaalen*, chairman *Stichting Levende Molens, Roosendaal*.

Dear mill friends,

A long-held wish of the board of Stichting Levende Molens has been fulfilled: after a long preparation time and the necessary investments, the first part of our image collection was put online on January 31st 2020.

On the homepage of our website <https://www.molencentrum.nl/> there are two central buttons: 'webshop' and 'beeldbank' [image collection].

[Click here for printable version](#)



The webshop is planned for next year, but the image collections can be visited from now on. When you click on the relevant button, you will no longer see an announcement, but you can view the first examples of our extensive photo collection.

Of course, this is just a modest start with only 250 photos. It is a random selection of the enormous collections that the foundation holds. To give an impression:

- Dutch and Belgian (especially Flemish) mills, as well as some images from French Flanders;
- watermills and windmills, engine driven mills, horse mills etc. and also portraits of millers;
- recent and historic photographs, including some pictorial reports.

The aim is to reach 1,000 images by the end of this year.

An example from the digital image collection: The "Blerebergmolen" at Sint Martens-Tielt (Belgium, Flemish Brabant province). The mill dated back to 1628 and was demolished in 1928. From the Alfred Ronse collection, c 1925.



In This Issue

[Intro by our President](#)

[Agenda](#)

[World News](#)

[Publications](#)

[E-News Team](#)

To start with, some interesting collections will be made available, such as:

- several hundreds of glass negatives from the Alfred Ronse collection, starting c.1890;
- the negatives of Jan Kamerman, Mario van Hoogstraten, Klaas Waal, John Verpaalen, Pierre Lemmens, Gustaaf van Damme, André ver Elst, Ernest Leeuwerck and many others.

Most of these images can be ordered in high resolution. A small fee is charged for this, as is usual with almost all other digital collections. At the bottom, with the general information, you can find out everything about how and why.

We have asked the designer to create our image bank as user-friendly as possible. We think he succeeded. If you still come across things that you think could be improved, please contact us. For the time being, we would like to cordially invite you to take a look at this preliminary result and try out all the functions. Do not forget to put our website with your Favourites to facilitate future visits.

New images will be added to the collection on an almost daily basis. In the longer term, there will also be a number of images from other countries like England, Denmark and Germany. So make sure to come back!

Information Links

[Council](#)

[TIMS Home Page](#)

[Membership 2020](#)

[Our Bookshops](#)

[Click here for printable version](#)

Yours sincerely,

Board and volunteers of Stichting Levende Molens
Roosendaal, The Netherlands

UK

Kelp Mills- A Request for Information, by M J A Beacham.

Various newspapers in Northern England, Scotland, and Ireland, when carrying sales notices of early nineteenth century soap manufactories, would include in the list of 'Utensils in Trade', along with the vats, the boilers, and the furnace, a kelp mill as a regular piece of soap makers' equipment. Kelp (a large type of brown seaweed) is a natural source of alkali (sodium and potassium carbonate, known as 'soda' and 'pot' ash) and other minerals used in the process. No technical description or illustration of such a mill has so far been found. It was used to reduce the dried, calcined kelp to a fine powder, but millstones are not mentioned



Macrocystis pyrifera, the largest kelp variety (picture from Wikipedia).

– despite their presumed value as items in a sale, although they cannot, perhaps, be ruled out. Made of cast iron, an 1809 example of a kelp mill cost £100, a large sum at the time. Only one indication of size has so far appeared: at a kelp mill in Hull “the large wheel belonging to it weighs 3 tons 12 cwt, the bottom plate 1 ton, and a Beat Iron Axle Tree about ½ a ton.” So, such mills could be serious machines.

Most of the kelp around the British Isles was found along coastal areas of Scotland and Ireland, where much of the dried kelp had been used as an agricultural manure, hence the processing plants being in northern England and Scotland, whence Irish kelp was exported. Once the Napoleonic Wars had ended, foreign alkali sources such as potash from North America, Scandinavia and Russia and soda ash from Spain and Syria again became available, and so when British import duties were removed in 1823, the use of kelp in soap making went into decline. The alkali was also used in paper making, so perhaps the kelp mill was akin to the Hollander beater used to shred rags in paper mills?

Can anyone offer any information about these 'mills' please?

Reactions welcome at mchlbeacham.71@gmail.com

FINLAND

Wooden Driving Belts from a Hundred Years ago.

Oskar Friman, the inventor.

BACKGROUND: My studies of early 20th c. windmills in Finland has led me to a question that puzzles me and I would therefore be grateful if anyone of the readers of E-News could guide me in the matter.

SHORT HISTORY: Oskar Friman (1879-1959) was a third-generation miller and a millwright who had extended his inherited and inherent knowledge of millwrighting through working in several mills during his trip through Northern Europe at the turn of the 20th c. On his return, his active working life was spent in south eastern Finland where he built and repaired some windmills and many watermills. He was always keen on

In This Issue

[Intro by our President](#)

[Agenda](#)

[World News](#)

[Publications](#)

[E-News Team](#)

[Information Links](#)
[Council](#)
[TIMS Home Page](#)
[Membership 2020](#)
[Our Bookshops](#)

[Click here for printable version](#)

applying new techniques and machinery in his mills. When the era of water and wind energy was over, he, together with two of his sons, established a production of electrical, domestic flour grinding machines.

PUZZLING INVENTION: In 1917 Oskar Friman received the patent for his invention, a wooden driving belt that did not stretch or otherwise lose its shape. The belt never gave the inventor any income or glory but the Finnish, Swedish, French and United Kingdom letters for the patent have survived in Oskar Friman's family archive. There are drawings of the invention, and also a section of the belt, which is made of curly birch and iron rods, has survived. A cup for transporting flour in an elevator is attached at one end of this sample. Oskar Friman made several such belts in different lengths and widths and installed them in the saw and flour-mills he built.

While the Finnish and Swedish letters give Friman the honour of inventing the whole belt it is obvious from the UK patent description that similar wooden belts were being used elsewhere in the world and that this actual patent was only for the improvements that Friman proposed to these.



Photo: Paavo Jalo.

QUESTION: In what sort of machines, where and when were wooden driving belts used in those days?

On behalf of Oskar Friman's descendants I will thankfully exchange information about these and other wooden driving belts with anybody who can shine light on the matter.

Kirsti Horn
kirsti.horn@gmail.com
historicwindmills.fi

BOOK CORNER, by *Leo van der Drift*.

Presented here is a new selection of recently published as well as a few elderly books. Please note that prices are indicative and postage comes extra, unless stated otherwise. We will start with two studies that were presented at the Berlin Symposium last year.

1. Wasser- und Windmühlen in Europa in der Spätantike und dem Mittelalter nach archäologischen, bildlichen und schriftlichen

Quellen, by *Professor Dr.-Ing. i. R. Andreas Ney*.

In English the title would read "Watermills and Windmills in Europe in Late Antiquity and the Middle Ages according to written, pictorial and archaeological Sources". At the 15th TIMS Symposium in Berlin last year, TIMS member Professor Andreas Ney presented a brief overview of his book (still in process at that time) at the open day in the Urania. Some attendees commented on this paper and provided further input. Ney validated



In This Issue

[Intro by our President](#)

[Agenda](#)

[World News](#)

[Publications](#)

[E-News Team](#)

Information Links

[Council](#)

[TIMS Home Page](#)

[Membership 2020](#)

[Our Bookshops](#)

[Click here for printable version](#)

the information and added it in the addendum of his new book. Today's modern communication systems (digital libraries) are making considerably more resources accessible for conducting historical investigations than in earlier times. As for the history of the development of water- and windmills, it means that it has to be partially "rewritten". Strictly speaking, the origin of the watermill in Antiquity has not been documented. According to the predominant view of technology historians, it originated in the ancient power cultures of the Near East from the water scoop. The available source studies confirm this hypothesis.

The Romans took up the technique of the watermill and brought it to Europe. In Central Europe it was again the Franks who took over and spread the watermill.

The windmill suddenly appeared on both sides of the English Channel towards the end of the 12th century. Its origin is unknown, but it does not - as is often claimed - come from the Orient. The windmill with a vertical axis, which had already been built in the Far East, has neither historical references nor technical similarities to the European windmill with a horizontal axis. Both are independent developments - independently of one another.

The present work of Andreas Ney is based on 3500 documentary sources, more than 50 archaeological reports and over 50 images - arranged chronologically - and were systematically recorded and evaluated. This book provides a clear and provable picture of the origin of the water- and windmills and their distribution in Europe.

The enormous number of documentary sources presented can be advantageously processed, using an enclosed CD (and digital technology).

This book is a "must have" to all who investigate the history of mills and want to review their own historical data. (review by Gerald Bost, Berlin). In German.

440 pages, soft cover, 24x17 cm, 1300 g, illustrated in colour, including documentation on CD-ROM.

Verlag Moritz Schäfer, Detmold, 2019, Price 49,90 EUR, ISBN: 978-3-87696-166-8.

Available from the publisher at <https://www.vms-detmold.de/> (Art. No. 595).

2. **Het molenerf van de Zuid-Hollandse poldermolen**, by *Debby Gerritsen, Onno Helleman and Ellen Steendam*.



The South Holland Heritage House in The Netherlands has published a book about the yard of the drainage mill.

Mill and yard are part of the miller's craft and life at the mill. This is in particular the case for the yard of the drainage mill, because most of these mills - more than the industrial mills - were inhabited. This means that not only work

but also life at the mill can be seen here.

A lot of drainage mills disappeared or were decommissioned in the last century. When the awareness dawned that the mills so characteristic of the Dutch landscape had to be preserved in order to keep the story of the origin of the landscape alive, these objects were protected by law in the

In This Issue

[Intro by our President](#)

[Agenda](#)

[World News](#)

[Publications](#)

[E-News Team](#)

Information Links

[Council](#)

[TIMS Home Page](#)

[Membership 2020](#)

[Our Bookshops](#)

[Click here for printable version](#)

1960s. However, elements in and around the yard, such as outbuildings, vegetable gardens or orchards, were not legally protected and thus disappeared from the landscape.

The publication is intended for millers, mill owners and all those interested in mills and its surrounding landscape. With this publication the Heritage House South Holland makes a plea for the mill yard. It deserves attention as an extension and context of the mill. It enriches the story of that particular place and makes it legible. Outbuildings that still exist in the yard deserve protection. Investigation of the mill yard is important to retrieve remnants of elements and then document them. The historical (and local) situation is not only an important starting point but also a source of inspiration for conservation, replacement or repair of elements in the mill yard.

The information in the publication is diverse: from hedges and fences to sheds, from paths and pavements to growing vegetables and fruit.

This study is a cooperation of the Heritage House South Holland, the Dutch Government, Department of Cultural Heritage and the Province of South Holland.

In Dutch.

112 pages, soft cover, 21x21 cm, illustrated in colour (historical pictures are in b&w).

Erfgoedhuis Zuid-Holland, 2019, no ISBN, price 15 EUR (shipping included).

Available from the publisher's webshop at

<https://www.erfgoedhuis-zh.nl/producten/producten/2019/publicatie-handreiking-molenerven/>

South Holland Heritage House is committed to preserving, using and experiencing the cultural heritage in the province of South Holland. It advises municipalities and museums on heritage management and policy, supports volunteers by fostering their expertise, connects parties and facilitates cooperation. This with the aim of taking care of the rich heritage of South Holland together.

3. Havnø Mølle, fra herregårdsmølle til museumsmølle, by Lise Andersen.

Havnø Mølle is a small thatched smock mill in the north of Jutland, Denmark. It might be familiar to the readers of E-News, because this corn and barley hulling mill was visited during the 13th TIMS Symposium in 2011, organised by Lise Andersen.

In 2019, it was 25 years ago that the windmill, which was built in 1842, was acquired by the then Hadsund Egns Museum (now North Jutland Historical Museum), of which Lise was curator for many years. The association Friends of Havnø Mølle chose to mark this anniversary with the publication of this book. The subtitle reads « from manor mill to museum mill », which tells the story of the mill as originally being part of the Havnø estate, and now cared for by the Museum.

In the first chapters, the history of the estate is briefly explained, but the main emphasis is of course on the mill's history, while its construction and function are not forgotten either.

While the estate is nowadays operated as a modern farm, the mill now



In This Issue

[Intro by our President](#)

[Agenda](#)

[World News](#)

[Publications](#)

[E-News Team](#)

Information Links

[Council](#)

[TIMS Home Page](#)

[Membership 2020](#)

[Our Bookshops](#)


[Click here for printable version](#)

serves as a museum in a collaboration between the Friends of Havnø Mølle, another group called Havnø Møllelaug and the North Jutland Historical Museum.

In Danish.

120 pages, hard cover, 23x22 cm, richly illustrated in b&w and colour. Havnø Møllens Venner, 2019, ISBN 978-87-971556-0-8. Price DKR 200 (appr. 27 EUR). Available from the Treasurer of the Dansk Møllerforening, Mr Søren Hørslev Hansen, e-mail louisevej5@mail.dk.

4. Introduction to Molinology. History, Technique, and Culture of Traditional Mills, by Berthold Moog.



Berthold Moog, long standing TIMS member, former Member of Council and author of several works on watermills, has produced a standard work on the wide topic of “molinology”. In eleven chapters, all basic knowledge on mills is brought together, making this an inexhaustible source of information on the subject.

Apart from watermills and windmills and their technique, attention is also given to subjects such as muscle powered mills, water lifting devices, motor mills, millwrighting, ownership,

tenancy, law and cultural aspects.

An index and extensive bibliography (75 pages!) complete this important work.

In English.

Digital publication, 327 pages, A4 size, richly illustrated in b&w and colour (484 figures and 10 tables).

The International Molinological Society, 2018. TIMS members can download a copy from the TIMS website (digital library, use your member login).


Non-members can request a low resolution pdf, please write an e-mail to info@molinology.org

5. The Horizontal Watermill. History and Technique of the First Prime Mover (Second revised and enlarged edition), by Berthold Moog.

This publication was first issued as Volume 12 in the TIMS series Bibliotheca Molinologica in 1994. Sold out for many years but still much in demand, the author has now produced a completely revised and enlarged edition.

The first chapters of this study are devoted to the technique of the horizontal watermill and deal with the waterwheel and the different types of wheels, the water supply to the wheel and the grinding mechanism, the technical development and improvement of this type of mill. Later chapters deal with the geographical distribution and socioeconomic aspects.

With a Gazetteer, an extensive bibliography, an index on names and places and an index on subjects.



In This Issue

[Intro by our President](#)

[Agenda](#)

[World News](#)

[Publications](#)

[E-News Team](#)

[Information Links](#)
[Council](#)

[TIMS Home Page](#)

[Membership 2020](#)

[Our Bookshops](#)

[Click here for printable version](#)

In English.

Digital publication, 118 pages, A4 size, richly illustrated in b&w and colour (180 figures and 7 tables).

The International Molinological Society, 2019. TIMS members can download a (free) copy from the TIMS website digital library.

A printed version can be obtained for 15 EUR plus p&p. Please get in touch with info@molinology.org

6. *De getijdenmolen van Rupelmonde. 500 jaar malen op het getij*, by Kevin Poschet.


Dozens of tide mills once worked in the river delta of the Low Countries. Today, just a few tide mill buildings have survived, and there is only one that has survived completely and which, during the 2009 restoration, was brought to working condition again: the Rupelmonde tide mill in Belgium near Antwerp. It was built in 1517 on a tributary of the River Scheldt, close to the local castle, and has just celebrated its 500th anniversary. To mark this occasion, the Province of East-Flanders has issued an attractive publication on the history and technique of this unique mill, considered to be the oldest working tide mill in the world. It is richly illustrated with modern, but also many historical photographs, maps and drawings, which makes it also attractive for those who are not familiar with the Dutch language.



In Dutch.

96 pages, 24x17 cm, paperback, richly illustrated in b&w and colour.

Province of East-Flanders, 2019, ISBN 978-90-827328-5-6. Price 12,50 EUR. To obtain a copy, contact the Stichting Levende Molens at Roosendaal, The Netherlands, website <https://www.molencentrum.nl/> , e-mail info@molencentrum.nl



7. *Les Moulins pendus en Anjou*, by Christian Cussonneau.

Equally as rare as tide mills, or perhaps even more rare, are watermills equipped with a height adjustable waterwheel. This technique is especially known from France and Germany and was applied on rivers with substantial changes in water levels. They were rediscovered in the 1980s by molinologists like David Jones and Chris Gibbings who studied them and published the results.

This publication by Christian Cussonneau focusses on the Anjou region on the River Loire in western France. There have been quite a number of these mills in the region, and their history goes back to at least the 13th century. The author distinguishes between two types: those connected to a bridge, like in Angers, Saumur and Ponts-de-Cé, and those housed in separate buildings. After describing their history and their technique, a number of specific sites are described in detail. The work is well illustrated with photographs, drawings and maps. In French.

In This Issue

[Intro by our President](#)

[Agenda](#)

[World News](#)

[Publications](#)

[E-News Team](#)

Information Links

[Council](#)

[TIMS Home Page](#)

[Membership 2020](#)

[Our Bookshops](#)

[Click here for printable version](#)

60 pages, soft cover, size A4, illustrated in b&w and colour.
Published as No 12 in the series “Les Cahiers de l’AMA”, Association de Sauvegarde des Moulins d’Anjou, 2019, ISBN 978-2-9557626-0-8. Price 15 EUR. Available from the publisher at ama.moulinsdanjou@gmail.com.

8. Les Moulins du Lot-et-Garonne, by Jean Cubelier Beynac.



For some reason, this large-size, hard cover coffee table book that was published in 2012, has so far escaped my attention. As the title indicates, it deals with the (wind- and water-) mills in the Lot-et-Garonne department in southern France. After a short introduction, each mill is described in detail and illustrated with one or more modern photographs. Arrangement is according to river basin. Of each basin, a map is provided, allowing easy localisation of the mills. Although the cover shows a windmill, most mills described are watermills. Luxuriously published book printed on light, shiny paper. In French.

174 pages, hard cover, 30x24 cm, richly illustrated in full colour. Éditions Patrimoines et Médias, 2012, ISBN 978-2-36459-018-2. Price €37 EUR. Available from Amazon. There seems to be also a soft cover version, details unknown.

9. Regards d'enfants - Sur les moulins de l'Aber-Benoît. Milinou an Aber-Benead gwelet gand bugale, by Anna-Vari Arzur and 15 pupils from her school.

Another book that was published quite some time ago, but still of interest because it describes a remote area, and therefore relatively unknown to many.

In order to ensure future interest in mills, everyone is convinced of the need to involve our children in mills. Teacher Anna-Vari Arzur took

her pupils outside to discover the mills along the River Aber-Benoît and its tributaries. This river is flowing in the north-west of Brittany, France, in the Finistère department. It has a length of some 30 kms (including the estuary) and empties into the English Channel.

This book shows the discoveries they made during their field trips. It presents 155 watermill sites, not only corn mills, but also oil mills, fulling mills and paper mills were seen. Each mill is documented with one or more photographs, drawings and a short description. It is an encouragement to go there and discover those mills for yourself!



Bilingual French and Breton.

184 pages, soft cover, size A4 (oblong), 300 photographs and maps in full colour.

In-house publication, 1997, ISBN 2950-2049-7X. Original price FF 150. No longer available, try a second-hand copy.

In This Issue

[Intro by our President](#)

[Agenda](#)

[World News](#)

[Publications](#)

[E-News Team](#)

Information Links

[Council](#)

[TIMS Home Page](#)

[Membership 2020](#)

[Our Bookshops](#)

[Click here for printable version](#)

10. Les Roues Interdites. Hommage aux norias syriennes et à leurs artisans, by Nicolas Camoisson (photographs and drawings), Marion Coudert (text) and Hassan Massoudy (calligraphy).



The Syrian city of Hama is well-known to most mill friends because of its many norias, probably the largest in the world. There are 14 of them, spread across five different locations. Until recently, a number of these were still working and could be seen turning at the riverside.

Norias could not be found just in Hama, though, they were present all along the valley of the Orontes river. The professional French photographer

Nicolas Camoisson went to Hama to see them and to take pictures in the years just before the war started. Apart from the norias themselves, we also see how they were constructed and we meet the people who made them. The pictures are all in black & white, creating a serene atmosphere. This book is a true pictorial tribute to the water lifting devices of Syria, of which we have to fear that much of it is lost now, and to the craftsmen who made them. This “poetic publication”, as the publisher calls it, also makes a nice gift.

In French.




176 pages, hard cover, 22x27 cm, in b&w.

Éditions Ici & Là, Collection La Patiente, 2016, ISBN 978-29-547519-8-6. Price 40 EUR. Available from the publisher at <https://www.editionsici-etla.com/les-editions/>.

MESSAGE FROM THE E-NEWS TEAM

As you have already noticed, there is much news from all around the world and also a great number of new mill publications. We are dedicated to spreading this information to all mill friends. If you have news items, short articles, books, announcements or something else that you want to share, please send them to the editor, Leo van der Drift, e-mail: lvddrift@telfort.nl . This Newsletter cannot exist without you!

Please be informed that the next issue of E-News will be sent out in October 2020.



In This Issue

[Intro by our President](#)

[Agenda](#)

[World News](#)

[Publications](#)

[E-News Team](#)

Information Links

[Council](#)

[TIMS Home Page](#)

[Membership 2020](#)

[Our Bookshops](#)

[Click here for printable version](#)