

# TIMS E-NEWS

## The International Molinological Society

Fall/ Winter 2018

Issue 25

### In This Issue

[Intro by our President](#)

[Council](#)

[World News](#)

[Publications](#)

[E-News Team](#)

### Information Links

[Council](#)

[TIMS Home Page](#)

[Membership 2018](#)

[Our Bookshops](#)

[Click here for printable version](#)

### INTRO BY OUR PRESIDENT

Dear TIMS Members and Mill Friends,

2018 is a quiet year for TIMS. However, this is not the case for Gerald Bost and his team. They are organising the 15th TIMS Symposium in Berlin next year. In this E-News you will find some further details.

On behalf of the TIMS E-News team, I would like to thank all those who contributed to this issue. We have news items from all over the world, such as the UK, Brazil, Greece, Portugal, the USA, Finland, Austria, South Africa and the Netherlands. And not to forget a book corner with many interesting new mill books.

The photo below was taken at the opening of the castle mill in Kuressaare, on the island of Saaremaa in Estonia on the 10th of August. The mill was built on its original place, and the financing was by Altia, the company producing the Saaremaa vodka, as well as the castle museum. This was the 6th mill to be restored with financing by Altia; and this financing scheme has actually changed the way mill owners on Saaremaa are valuing their mills, as there now is a positive attitude to restore more and more mills.

This castle mill project was designed and supervised by our member Mihkel Koppel, and the actual implementation was done by millwright Viktor Taammsaar.

As always Leo, our E-News editor, would like to encourage you to send us your inputs. So, if you:

- know about a new mill book, please let us know,
- have heard about a mill conference, please do inform us,
- would like to introduce a mill museum or collection, write to us,
- have news you think could be of interest to other mill enthusiasts, let us know!!!

Not a member of TIMS yet? Well, it is easy to enroll, just complete the [on-line application form](#).....

Enjoy reading the E-News !!

Willem van Bergen  
e-mail: [wvdb@gmx.de](mailto:wvdb@gmx.de)



## TIMS COUNCIL

TIMS SYMPOSIUM 2019 LATEST NEWS, *by Gerald Bost.*

### Call for Papers

Our call for papers has so far resulted in 27 responses for formal papers and 16 for informal presentations.

Thank you very much for all the input.

### Keynote paper: Guédelon, Experimental Archaeology in Action

In the heart of France, in northern Burgundy, a team of fifty master-builders have taken on an extraordinary challenge: building a castle and a medieval mill, using medieval techniques and materials. Johan De Punt is presenting a paper about the mill. See short introduction video on YouTube <https://youtu.be/LhH-VZ0U99I>

### Some Pricing information

I often receive e-mails from TIMS members asking me for the cost of the 2019 Symposium. Here are some figures to give you an idea:

**Symposium in Berlin:** approx. 980,00 Euros per person in a double room, and approx. 1.300,00 Euros per person in a single room.

Date: 17th Aug. 2019 – 25th Aug. 2019

These prices include breakfast, lunch and dinner, conference coffee breaks and soft drinks, and excursions and entrance fees, bus transfers etc.

### First Symposium Day at the URANIA

Please note: the first day of our TIMS Symposium, the 18th of August 2019, will be held at the URANIA. On this day there will be our 5 keynote presentations. For those coming for the first day only (and not attending the other symposium days) there will be a registration/entrance fee of 10 Euros only per person. At the URANIA there will be room for up to 800 symposium participants on this day. This is a great opportunity for all who plan a private trip to Berlin for a weekend. More information will follow later.

### Pre- and Post-Tour

Pre-Tour to Sachsen/Saxony (south eastern Germany - Dresden/Zittau): approx. 550,00 Euros per person

Date: 12th Aug. 2019 – 17th Aug. 2019

Post-Tour to Niedersachsen/Lower Saxony (Braunschweig, Hannover, Harz): approx. 700,00 Euros per person.

Date: 25th Aug. 2019 – 31st Aug. 2019

The fee for the Pre and Post Tours includes double room/breakfast, lunch and dinner and entrance fees.

Please note, the prices might change a little.

The official registration will start in December 2018 and last till the 31st of January, 2019. This will be announced by an official email and on the TIMS website.

### Finally

Just in case you plan to travel around in Germany next year:

here is a list with addresses of hotels, guesthouses, B&Bs – all related to mills!  
<https://www.molinology.org/pdf-files/DE2019/Travel%20Planner%20-%20Mill%20Hotels.pdf>



## In This Issue

[Intro by our President](#)

[Council](#)

[World News](#)

[Publications](#)

[E-News Team](#)

## Information Links

[Council](#)

[TIMS Home Page](#)

[Membership 2018](#)

[Our Bookshops](#)

[Click here for printable version](#)

Gerald Bost  
Symposium Chairman 2019  
Berlin, 14th August 2018

## WORLD NEWS

### GERMANY

**Congratulations!**, by *Gerald Bost.*

Congratulations to our TIMS member Moslem Mishmastnehi! I was present at the Free University in Berlin on the day when he successfully defended his dissertation,

“Technical and Archaeological Studies of Persian Windmills and their Millstones in Eastern Iran”

and obtained his doctoral degree in History and Cultural Studies summa

cum laude. Promotors were Prof. Dr. Reinhard Bernbeck and PD Dr. Ralf



Milke.



Moslem will present his study at the TIMS Symposium 2019 in Berlin as a keynote presentation at the URANIA.

**Congratulations!**, by *Gerald Bost.*

At the DGM annual meeting (Deutsche Gesellschaft für Mühlenkunde und Mühlenerhaltung) at Rheine/Westphalia, Richard Brüdern (left) received congratulations from DGM President Erhard Jahn, for his outstanding work. Aged 86, Richard Brüdern studied at the University of Braunschweig, completing his PhD degree as the oldest student ever at this university. His doctoral thesis was all about watermills.



I have known Richard for many years as an expert on watermills. A few years ago he sold his own mill, Rothe Mühle at Schwülper near Brunswick (Lower Saxony). But he never gets tired of talking about mills. Our warm congratulations to Richard Brüdern!

*Picture by TIMS member Bernhard Fritsche.*

### ENGLAND

**Sail Repairs at Wicken Corn Windmill, May 2018**, by *Dave Pearce, Wicken Windmill Partnership.*

For some time, we have been building a new sail at Wicken Mill in Cambridgeshire, England. This is a replacement for Sail Number 2, whose whip was becoming gradually more suspect. Strengthening work had previously lengthened the life of the sail, originally erected in 1996.

## In This Issue

[Intro by our President](#)

[Council](#)

[World News](#)

[Publications](#)

[E-News Team](#)

## Information Links

[Council](#)

[TIMS Home Page](#)

[Membership 2018](#)

[Our Bookshops](#)

[Click here for printable version](#)

## In This Issue

[Intro by our President](#)

[Council](#)

[World News](#)

[Publications](#)

[E-News Team](#)

## Information Links

[Council](#)

[TIMS Home Page](#)

[Membership 2018](#)

[Our Bookshops](#)

[Click here for printable version](#)

By the beginning of May we had accumulated the gear necessary to change out Sail 2. An impressive array of ratchet winches, gin wheels, slings, heavy-duty rope, lorry straps, shackles, rope thimbles etc had been purchased or borrowed, and a 'cherry picker' mobile lifting platform had arrived. Our team of volunteer millwrights assembled, and final preparations began. Temporary fences were erected to define the working zone around the sails, while still allowing personnel access to the workshop areas and the mill interior. All shutters were removed from Sail 2, and sufficient from Sail 4 to allow sufficient balance. The Sail 2 fork iron was lifted down, and the components passed to the refurbishment team for rapid fettling and painting. Sail bolts and other fixings were loosened in readiness.



*7th May 2018 : sail removed.*

On 7th May the old sail was ready for removal. We are very grateful for the time and effort spent unstintingly with us on 7th/8th May by professional millwrights, Bill Griffiths and Adam Marriott, and to our volunteer millwrights who worked so hard and effectively for the 10 days of the repair session.

The two tonne working load pulley was suspended from a heavy-duty sling installed around the windshaft poll end. Amongst many other things, we took advantage by using Adam's Land Rover as an improved anchor for the ratchet winch, sufficient to counter the sail weight. Following final checks, that the rope running from the winch hook up to the pulley and back down to the sail would be long enough for the sail to be safely brought down and laid flat on the ground – approximately 50ft of rope in all – the load was taken by the winch, and the last galvanised sail bolt was drifted out by the cherry picker team. The sail was lowered, with an ideal complement of eight people to carry out the task.

No sooner had the old sail been walked to the side of the site than the new sail was positioned on the grass ready for lifting. The hole through the whip for the top sail bolt had been positioned by exact comparison with the old sail, and was painted in readiness. The sail lift was essentially a reverse operation to lowering the sail, except that when the top sail bolt had been fitted, the holes for the other sail bolts were drilled through the whip from the existing bolt holes in the stock.

We then moved on to the important and difficult task of changing out the sail clamps. Each stock carries two clamps, clasped around the windshaft poll end, which provide extra strength to the stock in the region of greatest bending. The old ones were beyond their life expectancy. The new clamps are larch, 16ft long, and measure 10½in x 7in at mid length.

We knew that clamp replacement would be a difficult task. One complexity is that both clamps on a stock are held by the same fixings, demanding great care and the use of lorry straps to hold one clamp firmly in place while lowering the other. Secondly the clamp being lowered vertically has to negotiate its way past stump irons and striking gear, as well as sail frames. While the clamp descends under the control of the winch operator (safe at ground level), it has to be held off the smock tower, which could readily be damaged by such a large timber. To achieve all this the gin wheel was hung flat against the side of the stock, well

## In This Issue

[Intro by our President](#)

[Council](#)

[World News](#)

[Publications](#)

[E-News Team](#)

## Information Links

[Council](#)

[TIMS Home Page](#)

[Membership 2018](#)

[Our Bookshops](#)

[Click here for printable version](#)


above the poll end, such that the rope to the winch passed without obstruction forwards and downwards through the upper sail frame. Diagrams can be provided!

A slow and arduous process, but by the afternoon of the 8th May the first old clamp had been lowered. The first new clamp was raised on the 9th May, though not finally bedded in place. By the end of our work session the old clamps had been lowered safely from the front stock, and the two new ones fitted and bedded in. In our next main working session, at the end of August, the rear stock clamps will be replaced as well, and we will then move on to re-paint the cap roof, and especially, the roof top fan braces. (The roof will be cleaned first: the 'fen blows' of peat dust from nearby arable fields are a problem for us.)



*13th May 2018: new clamp and sail.*

Since mid-May work has been continuing to fit Sails 2 and 4 with their full complement of shutters, 52 per sail. This work has had to compete with the requirements of milling: the mill is busy with orders for flour. On Sunday 3rd June preliminary sail balancing was carried out, and the only smock mill still grinding corn in East Anglia is now approaching full power again.



*13th May 2018: new clamp, close-up.*

## **A Church Pew End Carving, by Alan Gifford.**



*The exterior of St. John's church, Bishops Lydeard, Somerset.*

I first became interested in windmills in the mid 1970's when, by chance, I visited Saxtead Green post mill, in Suffolk. This led me, coming from an engineering background, to ask myself numerous detailed questions as to how and why she worked. So when I got home I went to the library, and one of the first books offered to me was 'Wind and Water Mills', by John Reynolds. I poured over the pages and decided to buy a copy (which I still possess) for easier study, and I really absorbed the contents. In the summer of 2018 I found myself on holiday in Somerset and nearby was a town called Bishops Lydeard. The name rang a bell and brought back a memory of those early days and I said to my son,

## In This Issue

[Intro by our President](#)

[Council](#)

[World News](#)

[Publications](#)

[E-News Team](#)

## Information Links

[Council](#)

[TIMS Home Page](#)

[Membership 2018](#)

[Our Bookshops](#)

[Click here for printable version](#)

'I seem to recall there was a photo in Reynolds of a pew end with a medieval windmill carving on it there – lets go and see if I'm right'.

We found that the parish church was called St John's and was indeed quite old, and had information dating the oak pews to the fifteenth century. Outside it was brilliant sunshine and we wandered around inside in semi-darkness for nearly 10 minutes before we indeed found the right place. The large oak carving, probably 16" square, was of a post mill with a flat crown and four



*The coloured pew end carving of the windmill.*

common, double sided sails, sitting on

an upright shaft with two quarter bars visible. The miller, with possibly a sack of grain at his side and his horse or donkey, feature at the base, whilst in the other quarters are images of birds. The actual location of the pew end was very badly lit but when photographed it was revealed that the back ground, even between the sail bars, was carefully coloured a dark red!



*A more detailed view of the carving.*

Incidentally, the adjacent panel which was also coloured but this time with a dark blue infill, depicted a single-masted sailing boat, with a high raised poop at the stern – typical Elizabethan I believe.

It was indeed a delightful find and brought back memories of those days when almost any aspect of a windmill was new to me.

## PORTUGAL

**Restoration of a Wooden Paltrock Mill in Vagos, Portugal, by Armando Carvalho Ferreira.**

At the end of last July history was made in the recovery of the patrimony of the municipality of Vagos and indeed of Aveiro district, located at the northwestern coast of Portugal. The Moinho do Ti Pascoal was moved to a new home where it can be visited by the community and start a new life.



*The team of volunteers when moving the old windmill to be restored.*

This wooden paltrock mill, named Gândara, and once



very popular all across this coastal area, has been rescued from the place where it was left abandoned and decaying for many years, to be completely rebuilt and restored, according to traditional techniques, by the skilled millwright Manuel Gil.

With the restoration of this mill the municipality of Vagos is the only one within Aveiro district that can boast two active windmills, Moinho do Ti Pascoal at full sail after completion of the restoration.

## In This Issue

[Intro by our President](#)

[Council](#)

[World News](#)

[Publications](#)

[E-News Team](#)

## Information Links

[Council](#)

[TIMS Home Page](#)

[Membership 2018](#)

[Our Bookshops](#)

[Click here for printable version](#)

which together with a significant number of active horizontal water mills, gives this municipality an important role in the preservation of the molinological patrimony within this region of Portugal. Congratulations to the local association Charcos & Companhia, the new owner of the Moinho do Ti Pascoal and the managers of this restoration project, to the heirs of the builder and former owner of the mill for deciding to hand it over to good hands, as well as to the public and private local bodies that have joined in supporting this project.

## FINLAND

**World's Northernmost Smock Mill Destroyed by Fire**, by *Matti Viljakainen*.



*The mill as it was before the fire (photo from the Internet, photographer unknown)*

Earlier this year Lassilan mylly, the world's northernmost smock mill at Keminmaa, in the Finnish province of Lapland, was destroyed by a devastating fire. Of the wooden mill no more than a pile of blackened wood remains.

For a long time already, the mill was in a very sorry condition and did not have any machinery. Already in 2001, plans were presented for its rescue, restoration and preservation by the architect Timo Jokelainen. Unfortunately, these plans were never realised.

The local authorities decided that the plans were too expensive and for the time being the mill should only be covered with a tarpaulin in order to keep the rain out; and so they did. The tarpaulin however, had deteriorated severely over time and was almost gone. It is a pity that the only smock mill in Finnish Lapland could not be saved. It is too late now.



*The remains of Keminmaa smock mill (photos by Matti Viljakainen).*

## In This Issue

[Intro by our President](#)

[Council](#)

[World News](#)

[Publications](#)

[E-News Team](#)

## Information Links

[Council](#)

[TIMS Home Page](#)

[Membership 2018](#)

[Our Bookshops](#)

[Click here for printable version](#)

### Restoration of Söderlångvik Estate Windmill, by Kirsti Horn.

There is also good news from Finland! On 29th May 2018, the buck of the hollow post mill at Söderlångvik estate (Kemiönsaari municipality, Varsinais-Suomi) was lifted from its hollow post, marking the start of the mill's restoration. The restoration is being carried out by Peter Karlsson, a millwright from Åland.



*Lifting the buck of Söderlångvik estate windmill (photo by Kirsti Horn).*

The mill was brought from the small island of Notö in the 1950s and erected north of the estate, merely to serve as an eye catcher in the landscape.

Earlier that same week, Peter Karlsson also carried out repairs on the museum windmill at Inkoo, near Helsinki. He removed the old windshaft, put in a new one, installed the sails and finally fixed the brake-wheel back to its former place - the whole job in just one day!

### Uusikaupunki's Windmills Repaired, by Tuija Hannula.

More good news! According to a newspaper cutting of last Spring, the four windmills on Myllymäki (Mill Hill) at Uusikaupunki are undergoing repairs, mainly to the cladding and sails. At least three of these mills were brought here in the 1930s from farms in the vicinity of the town, making it one of the most famous windmill locations in Finland. The smock mill fitted with a "spider" or annular sail is especially interesting, indeed spectacular! The maintenance that is carried out assures the future preservation of this special windmill park.

PERJANTAINA 20. HUHTIKUUTA 2018

PERJANTAINA 20. HUHTIKUUTA 2018

## Myllymäen myllyistä ka ksi valmiina

Arto Suominen

Tammikuun viidestänä päivänä kaatettiin rakennustehtävissä Uusikaupungin Myllymäellä, jossa asennettiin huonoon kuntoon joutuneita myllyjä. Arkkitehti Tapio Savonius on jo vuosia lausunut, kun myllyjä ei ole korjattu, niin tavan mukaan jätetään niiden tuotantoon.

Korjauksia ottivat vastuun pääurakoitsija Jari-Pekka Lehtonen ja korjauksen johtaja Veikko Virkkunen. Virkkunen huomauttaa, on kukaan korjaukseen halukkaita ei ole. Silloin lopulta ei ole ollut aikaa. Myllymäen alueella on muutama muu mylly, jota ei ole korjattu, mikä on valitettavaa. Myllymäki oli perustettu 1930-luvulla.

Korjauksia johtava Lehtonen on ollut mukana myllyjen kunnossapitotyössä vuosien ajan. Hän on ollut mukana myllyjen kunnossapitotyössä vuosien ajan. Hän on ollut mukana myllyjen kunnossapitotyössä vuosien ajan.

Virkkunen on ollut mukana myllyjen kunnossapitotyössä vuosien ajan. Hän on ollut mukana myllyjen kunnossapitotyössä vuosien ajan.



Myllymäen neljästä myllystä kaksi on jo korjattu, kun kaksi on vielä vaiheissa. Työpäällikkö Veikko Virkkusen mukaan työ on loppusuoralla.

Ensimmäiset myllyt on jo korjattu, mutta toiset ovat vielä vaiheissa. Työpäällikkö Veikko Virkkunen mukaan työ on loppusuoralla.

Virkkunen on ollut mukana myllyjen kunnossapitotyössä vuosien ajan. Hän on ollut mukana myllyjen kunnossapitotyössä vuosien ajan.

Virkkunen on ollut mukana myllyjen kunnossapitotyössä vuosien ajan. Hän on ollut mukana myllyjen kunnossapitotyössä vuosien ajan.

Virkkunen on ollut mukana myllyjen kunnossapitotyössä vuosien ajan. Hän on ollut mukana myllyjen kunnossapitotyössä vuosien ajan.

Virkkunen on ollut mukana myllyjen kunnossapitotyössä vuosien ajan. Hän on ollut mukana myllyjen kunnossapitotyössä vuosien ajan.

Virkkunen on ollut mukana myllyjen kunnossapitotyössä vuosien ajan. Hän on ollut mukana myllyjen kunnossapitotyössä vuosien ajan.



## In This Issue

[Intro by our President](#)

[Council](#)

[World News](#)

[Publications](#)

[E-News Team](#)

## Information Links

[Council](#)

[TIMS Home Page](#)

[Membership 2018](#)

[Our Bookshops](#)

[Click here for printable version](#)

## GREECE

### Celebration of Ten Years TIMS Greece, by Stephanos Nomikos.

Dear friends,

By the end of 2017, “TIMS Greece” completed ten years of operation.

We celebrated this anniversary with an excursion up the mountain above Villia, near Athens, where we visited the ruins of 5 water-mills; followed by lunch.

As an effort to improve our work of recording the mills, we used a drone for the first time; “Dronesolutions” company helped us, free, as an offering to our team.

I am sending you some photographs and you can watch the little video of this effort in the link <https://www.youtube.com/watch?v=oJ9czbVaDXI>



*The TIMS Greece “birthday cake”*



*The party leaving for the excursion up the mountain*

*The party assembled at the top.*



*Lunchtime!*



### Domestic Use of Water Power, by Emmanuel Solidakis.

In the Spring/Summer Issue of E-News (Nr. 24, page 13) Mr Gilbert Deraedt shows the domestic use of water power, in a photo from Bosnia, roasting a lamb.

The owner of a tavern in Kottani/Xanthi (Northern Greece) had a similar – technically improved – idea, see the accompanying pictures! (all photographs by the author)

## In This Issue

[Intro by our President](#)

[Council](#)

[World News](#)

[Publications](#)

[E-News Team](#)

## Information Links

[Council](#)

[TIMS Home Page](#)

[Membership 2018](#)

[Our Bookshops](#)

[Click here for printable version](#)



## SOUTH AFRICA

**St Isidore Mill, Ixopo, South Africa. A Pictorial Impression**, by Aidan McCarthy.

While visiting Creighton for the Aloe festival, I stayed at Kings Grant in Ixopo, KwaZulu-Natal. The buildings are from an old Trappist monastery with a three-storey maize mill preserved on site. I have attached some photos I took of the mill. It was originally powered by a water turbine but this was replaced with a Blackstone engine due to problems with water supply. Some pictures show the turbine.



From the information, the process was that the corn went through a sifter on the 1st floor to remove stones etc. then dropped to a crusher on the ground floor, up to the 3rd floor to be fed into the mill located on the 2nd floor and, I think, out of the mill into a sieve on the ground floor to be bagged.

Hope you find the photos interesting.

For additional background information, check out <http://www.kings-grant.co.za/st-isidor-mill-museum/>

(all pictures by Aidan McCarthy)

## In This Issue

[Intro by our President](#)

[Council](#)

[World News](#)

[Publications](#)

[E-News Team](#)

## Information Links

[Council](#)

[TIMS Home Page](#)

[Membership 2018](#)

[Our Bookshops](#)

[Click here for printable version](#)



## In This Issue

[Intro by our President](#)

[Council](#)

[World News](#)

[Publications](#)

[E-News Team](#)



## Information Links

[Council](#)

[TIMS Home Page](#)

[Membership 2018](#)

[Our Bookshops](#)

[Click here for printable version](#)

## In This Issue

[Intro by our President](#)

[Council](#)

[World News](#)

[Publications](#)

[E-News Team](#)

## Information Links

[Council](#)

[TIMS Home Page](#)

[Membership 2018](#)

[Our Bookshops](#)

[Click here for printable version](#)



## UNITED STATES

**TIDE MILL INSTITUTE**, by *Bud Warren*,  
*President TIDE MILL INSTITUTE.*

Greetins to TMI's European friends!

I'm pleased to send [this attachment](#) – our summer 2018 newsletter.  
We value our connection with you and hope to hear about any tide mill activity that is happening in your area.

[www.tidemillinstitute.org](http://www.tidemillinstitute.org)

## In This Issue

[Intro by our President](#)

[Council](#)

[World News](#)

[Publications](#)

[E-News Team](#)

### TIDE MILL CONFERENCE

Tide Mill Institute

Creating Tide Mills - Then & Now

Saturday, November 10 at Beverly's Cummings Center

Join educators, historians, environmentalists, archeologists and anyone else interested in tidal power and its history on Saturday, November 10, 2018, for the Tide Mill Institute's 14th annual conference.

Time: 8:30 am - 4:00 pm

Location: Cummings Center, Beverly, MA

Registration fee, including lunch: \$50 for non-members, \$40 for members

(That's a \$10 discount for TMI members! More about joining TMI.)

Conference topics focus on how man once extracted power from the tides and how he seeks to use this power again. Come to learn and participate in the discussions.

Some topics on the agenda for that day:

Medieval vertical and horizontal millwheels

A tide mill at the heart of the 1775 Battle of Brooklyn

Structure of tide mill dams

How tides in New York's East River supply power to the grid

A possible tidal energy canal for Boston

Save your space and help us with planning by pre-registering now at

[info@tidemillinstitute.org](mailto:info@tidemillinstitute.org)

## Information Links

[Council](#)

[TIMS Home Page](#)

[Membership 2018](#)

[Our Bookshops](#)

[Click here for printable version](#)

**Danish Windmill: New Windshaft & Brake Wheel Installed, Elk Horn, IA, USA**



# VELKOMMEN!

To Elk Horn, Iowa's authentic 1848

## Danish Windmill

1-80, Exit 54, 6 miles north in Elk Horn, Iowa | 712.754.7472 | danishwindmill.com

## In This Issue

[Intro by our President](#)

[Council](#)

[World News](#)

[Publications](#)

[E-News Team](#)

### New Wind Shaft & Brake Wheel are Installed!



### Reconstruction Begins!

In May, the new wind shaft and brake wheel were successfully installed in the Danish Windmill, marking the beginning of the reconstruction phase of the restoration project. The wind shaft, brake wheel and other parts date back to when the Windmill was in Denmark.



*Above: Harvey Sorensen checks out the original wind shaft and brake wheel.*

## Information Links

[Council](#)

[TIMS Home Page](#)

[Membership 2018](#)

[Our Bookshops](#)

[Click here for printable version](#)

### Phase II Rebuild the Cap Frame

Over the next several days, the turret and cap frame were to be re-roofed while Millwright Ben Hassett returned to his workshop to bring back the new 67' sails. Unfortunately, during the roof replacement, the principal structural members of the cap frame were found to be deteriorating. Since they carry the weight of the sails, fantail and roof, the cap frame must be rebuilt before the sails can be installed.

## In This Issue

[Intro by our President](#)

[Council](#)

[World News](#)

[Publications](#)

[E-News Team](#)

## Information Links

[Council](#)

[TIMS Home Page](#)

[Membership 2018](#)

[Our Bookshops](#)


[Click here for printable version](#)

## Project Steps

1. Locate timbers --**Completed**
2. Construct new cap frame
3. Remove the turret and cap frame
4. Repair fantail
5. Reinstall cap frame and turret
6. Fit new sails and shutters
7. Restore to being a working mill
8. Bake rye bread!

It's fortunate the damage was discovered before the new sails were installed but we will need to raise additional funds and hope you will consider making a contribution!!

## Phase 11—Rebuild the Cap Frame and Complete the Installation of New Components



## BRAZIL

### Salt pans of Macau, Brazil

In the north of Brazil, near the town of Macau in the state of Rio Grande do Norte on the Atlantic coast, commercial salt pans were already in existence in 1790. And they are still in production today. The brine was pumped by a number of big American windmills, or cataventos, as they are called locally. Most of these have now disappeared, except for one along the main road when entering the town. Have a look at [http://www.obaudemacau.com/?page\\_id=24852](http://www.obaudemacau.com/?page_id=24852).

## THE NETHERLANDS

### Picture Library of the Cultural Heritage Agency of The Netherlands.

Numerous interesting photos, pictures and drawings can be found in the digital library of the Cultural Heritage Agency of The Netherlands at <http://beeldbank.cultureelerfgoed.nl/>. The accompanying drawing and many more can be found by entering “Sipman” into the search field. Other examples of words in the Dutch language to be entered are “molen” [mill], “windmolen”, “watermolen” or “molen Amsterdam”. Just give it a try!



*Drawing of two hollow post mills in Friesland by Anton Sipman, 1947*



## AUSTRIA AND ITALY

### Alpine Watermills in Austria and Northern Italy

Gerald Bost from Berlin produced an interesting film on his tour to Austria and northern Italy. It can be found on YouTube at <https://youtu.be/jtjgf50a1Bc> . Enjoy the film!



*The Wegelate Saw Mill at Innervillgraten, Austria, is one of the mills featured (photograph by Leo van der Drift)*

## UK

**Mill links, mostly from the UK, received from William Hill.**

The file with links from William Hill can be seen [here](#).


## PUBLICATIONS

**Book Corner**, by *Leo van der Drift*.

Presented here is a small but fine selection of recently published mill books and a magazine. Please note that prices are indicative and postage comes extra, unless stated otherwise.

1. **Transactions of the 14th TIMS International Symposium on Molinology**, Sibiu, Romania, 6th – 14th June, 2015, compiled and edited by Marius-Florin Streza, assisted by Graham Hackney (English editing).

We are proud to announce the publication of these 14th TIMS Transactions! After a most successful symposium, we are now presenting its legacy in this magnificent work (550 pages, almost 2 kilos in weight, and in full colour). On the front cover is a fine picture of one of the boat mills of the ASTRA Museum. These Transactions certainly do justice to the Symposium, which was attended by 109 participants from 23 different countries. This diversity is reflected in the 29 official papers that were presented. To give just a few examples, there are contributions on windmills in Turkey and in Iran, on mills of the Californian missions, on a horse driven threshing mill in Sweden and on water driven prayer wheels in Bhutan. Apart from the official papers, the Transactions also contain a reflection on 50 years of TIMS, the informal papers presented, and an account of both the pre- and post-symposium tours.



In English.

550 pages, paperback, A4 size, illustrations in full colour.

ASTRA Museum, Sibiu, 2018, ISBN 978-606-733-252-0. Price 40 EUR plus postage. For information and orders, please contact the TIMS Secretary at [TIMS-Secretary@molinology.org](mailto:TIMS-Secretary@molinology.org) .

## In This Issue

[Intro by our President](#)

[Council](#)

[World News](#)

[Publications](#)

[E-News Team](#)

## Information Links

[Council](#)

[TIMS Home Page](#)

[Membership 2018](#)

[Our Bookshops](#)

[Click here for printable version](#)

## In This Issue

[Intro by our President](#)

[Council](#)

[World News](#)

[Publications](#)

[E-News Team](#)

## Information Links

[Council](#)


[TIMS Home Page](#)

[Membership 2018](#)

[Our Bookshops](#)

[Click here for printable version](#)

### 2. Die Mühlen der Wedemark. Kultur- und Technikgeschichte vom Mittelalter bis zum Gegenwart, by Eckhard Martens.



Wedemark is a municipality in the German federal state of Lower Saxony, directly north of its capital Hanover. It now has a little less than 30,000 inhabitants, but used to be a rather sparsely populated agricultural area. This publication describes all mills, or rather mill sites, that have been known in the area. Firstly, the eight watermill sites are described, followed by the seven windmill sites. It concludes with the description of four steam mills that served the area. Of this rather rich heritage, little is preserved. Of the watermills, only four of the

buildings remain but very little of their machinery has survived. As for the windmills, there is still one smock mill (in need of repair) and one tower mill (house converted).

In German.

172 pages, hard cover, A4 size, illustrated in full colour.

Private edition, Wedemark, 2017. Price 29.5 EUR. Available from bookshop Bücher am Markt in Bissendorf, website <http://www.buecher-am-markt-1.de/>.


### 3. Windmills and Watermills of Suffolk, by John Ling.

This publication presents 45 mills of Suffolk, a county in England, northeast of London. It is not a full inventory, but rather describes the most interesting mills of this county. Some of the mills described have disappeared while others have survived or even been restored to working order and can be visited or viewed. In English.

96 pages, paperback, 16x23 cm, richly illustrated in full colour.


Amberley Publishing, The Hill, Stroud, Gloucestershire, GL5 4EP, 2018. Price £14.99.

Available from Amazon.



### 4. Les Moulins des arrondissements de Boulogne-sur-Mer et de Calais, by Jean Bruggeman.

After 16 inventory volumes on the Nord department in France, Jean Bruggeman has this year published his first volume on the neighbouring Pas-de-Calais department. It deals with two arrondissements along the coast of the English Channel: Boulogne-sur-Mer and Calais. In Boulogne, the author found 57 post mills, 29 tower mills and 83 watermills; whereas in Calais, a much windier area, 39 post mills, 24 tower mills and only 13 watermills are described. Of all these mills, only a few watermill buildings and the well-known post mill at Coquelles (close to the Channel Tunnel) still exist. In French.



## In This Issue

[Intro by our President](#)

[Council](#)

[World News](#)

[Publications](#)

[E-News Team](#)

## Information Links

[Council](#)

[TIMS Home Page](#)

[Membership 2018](#)

[Our Bookshops](#)

[Click here for printable version](#)

344 pages, hard cover, A4 size, richly illustrated in b&w and colour. ARAM Nord-Pas-de-Calais, 59650 Villeneuve d'Ascq, 2018, ISBN 978-2-490375-01-1. Price 70 EUR. To obtain a copy, contact the author at [jeanbruggeman@nordnet.fr](mailto:jeanbruggeman@nordnet.fr). Only 150 copies are printed, so don't wait too long!

### 5. *Les moulins à huile ou tordoirs*, by Jean Bruggeman.



Despite his time-consuming work on the inventories of northern France, the author found time to write a booklet on a specialised subject: the oil stamping post mills of the region, called tordoirs in French. The departments of Nord and Pas-de-Calais proved very suitable for the growth of oleaginous plants, and consequently had a lot of oil mills. Around the city of Lille, for instance, there were 93 oil mills in 1830, all post mills equipped with a stamping device. The last survivor of this type, the Moulin Gourdin, was moved from Offekerque near Calais

to the museum at Villeneuve d'Ascq and inaugurated there in 1983. Three years later, the machinery had been reconstructed in detail and the mill was once again in full working order. This unique mill can be visited during opening hours of the museum. In French.

48 pages, paperback cover, 25x30 cm, with more than 50 illustrations, mainly in colour.

ARAM Nord-Pas-de-Calais, 59650 Villeneuve d'Ascq, 2018, ISBN 978-2-490375-00-4. Price 12 EUR. To obtain a copy, contact the author at [jeanbruggeman@nordnet.fr](mailto:jeanbruggeman@nordnet.fr), or try Stichting Levende Molens in Roosendaal (Netherlands), email [info@molencentrum.nl](mailto:info@molencentrum.nl)

### 6. *600 Jahre Hammerschmiede Schwabsoien (1415-2015)*, by Peter Götz.

Germany is well-known for its industrial watermills, and those who will be on the Pre-Symposium tour to Saxony next year will certainly see a few examples. This book describes a blacksmith's shop (hammer mill) at Schwabsoien in Bavaria that was founded as early as the year 1415. Its history is reconstructed from documents kept in several archives. In the second part, the working of the mill is described and we meet the people who owned the mill or were employed there. The blacksmith's shop worked until the 1980s.

After a short period of inactivity, the building was bought by a teacher from Munich, Peter Götz, the author of this book. He not only succeeded in preserving the old smithy, but also managed to reconstruct the set of hammers and the waterwheel. The mill is now run as a museum and open to visitors.

In German.

160 pages, hard cover, 17x24.5 cm, most images in full colour.



## In This Issue

[Intro by our President](#)

[Council](#)

[World News](#)

[Publications](#)

[E-News Team](#)

## Information Links

[Council](#)

[TIMS Home Page](#)

[Membership 2018](#)

[Our Bookshops](#)

[Click here for printable version](#)

Municipality of Schwabsoien, 2015. Price 29.5 EUR. Available at the mill. Website of the mill :

<https://www.schwabsoien.de/Hammerschmiede.1759.0.html> .

### 7. Wasser- und Windmühlen im Westfalen und angrenzenden Regionen im Mittelalter nach urkundlichen Quellen, by Andreas Ney.



In this study, TIMS member Prof. Dr.-Ing. i. R. Andreas Ney has recorded and presented, chronologically, a synopsis of c.700 documented medieval sources concerning water mills, and another 60 documentary sources on windmills, complete with source references.

A list of places serves the mill enthusiast for quickly finding mills in “his” region and for further investigations. In this sense, the book represents a standard reference work for medieval mills.

In addition to the chronological presentation the work also contains mill issues of general interest, such as the mill regalia, the relationship between mills and monasteries and the supposed role of Charlemagne in the dissemination of the watermill in Westphalia, and the origin of the windmill, which is critically analysed.

A brief description of the Westphalian history of the Middle Ages completes the work. In German.

288 pages, hard cover, 24x17 cm.


Verlag Moritz Schäfer, 2018, ISBN 978-3-87696-160-6. Price 29,95 EUR. Available from the publisher, website <https://www.vms-detmold.de/>.

### 8. The Corn Mill Drawings of John Brandrick, by Nigel S Harris.

From the back cover: “On retirement John Brandrick decided, as a hobby, that he would put his architectural and mechanical draughting skills to use by carrying out surveys and preparing digital drawings of historical structures, mainly corn mills. Some of the mills John has drawn no longer exist. To be able to draw these John has researched various archives to obtain data regarding the buildings size, its layout and equipment. John is now internationally renowned for the documentation and production of precision technical illustrations of historic corn mills. This book celebrates his work and illustrates examples of buildings and equipment of traditional water and wind powered corn mills.” In English.

106 pages, hard cover, 21x21 cm, with over 200 colour and 20 b&w illustrations.

Self published by TIMS member Nigel Harris, 2018, ISBN 978-095515-01-59. Available on eBay, price £ 19.75. For more information visit John’s website at <http://www.milldrawings.com/>



This book celebrates his work and illustrates examples of buildings and equipment of traditional water and wind powered corn mills.” In English.

## In This Issue

[Intro by our President](#)

[Council](#)

[World News](#)

[Publications](#)

[E-News Team](#)

## Information Links

[Council](#)

[TIMS Home Page](#)

[Membership 2018](#)

[Our Bookshops](#)

[Click here for printable version](#)

9. **De Nieuwe Molenwereld**, by *Jan Scheirs and Ton Meesters (editors)*.  
Mill magazine published twice a year.



On Saturday 23 June 2018, the first issue of the mill magazine *De Nieuwe Molenwereld* [The New Mill World] was officially presented at the recently restored windmill *De Hoop* at *Keldonk* near *Eindhoven* in *The Netherlands*. This magazine is the successor of the mill magazine *Molenwereld*, which was published monthly between 1998 and 2016. *Molenwereld* was the work of TIMS member *Johan Bakker*. It was much appreciated and was dearly missed when *Johan* had to discontinue it, for personal reasons, in 2016.

Two other TIMS members, *Jan Scheirs* and

*Ton Meesters*, took the initiative to produce a proper mill magazine again, not on a monthly basis, but twice a year. The first issue contains articles on a wide range of topics such as the miller's craft: what exactly is it?; the last paltrock saw mill of *Amsterdam* turns its sails again; the landscape around watermills, and the reconstruction of *Keldonk* windmill (picture front cover). It is hoped that mill friends in *Holland* and beyond will enjoy this new magazine. We wish the editors every success!

In Dutch.

No. 1 (June 2018) has 87 pages, paperback, A4 size, illustrated in full colour.

Stichting *Molenwereld*, 2018, ISSN 2589-5451. Subscription is 20 EUR / year (2 issues), a single copy is 13 EUR. For more information, visit the website : [www.molenwereld.com](http://www.molenwereld.com) . To take out a subscription or obtain a single copy, send an e-mail to [adm@molenwereld.com](mailto:adm@molenwereld.com) .

10. **The Windmills of our Country**, by *S. Mouzakis, S. Nomikos and G. Speis*.

This is the latest book on the windmills of Greece entitled "The Windmills of our Country". Although in Greek, it contains a lot of photorealistic coloured drawings of 29 different types of Greek wind powered engines. Details are presented of the inside of the buildings including the machinery in 11 of them, along with details of building and repairing a windmill



and the tools needed for that. The book covers the entire territory of the



Greek state and includes a map showing the places where one can see the different types of windmills.

In Greek. Soon there will be an additional leaflet in English.

88 pages, hard cover, 28x24cm size, illustrations in full colour.


Arteon, 2018, ISBN 978-618-83488-3-7, Price 25 EUR. The book can be ordered by sending an e-mail to the publisher at [info@e-arteon.gr](mailto:info@e-arteon.gr).



Please remember to send us details of the books that you would like to see here next time!

### MESSAGE FROM THE E-NEWS TEAM

We hope that you have enjoyed this issue of E-News. We are dedicated to spreading this information to all mill friends, so please feel free to forward it to anyone who might also be interested. And remember, if you have any news items, short articles, books, announcements, photographs or anything else that you want to share, please send it to the editor, Leo van der Drift, [lvddrift@telfort.nl](mailto:lvddrift@telfort.nl). This Newsletter cannot exist without you! The next issue, Nr 26, is scheduled for March 2019.



## In This Issue

[Intro by our President](#)

[Council](#)

[World News](#)

[Publications](#)

[E-News Team](#)

## Information Links

[Council](#)

[TIMS Home Page](#)

[Membership 2018](#)

[Our Bookshops](#)

[Click here for printable version](#)