

TIMS E-NEWS

The International Molinological Society

Fall/ Winter 2016

Issue 21

In This Issue

[Intro by our President](#)

[Society and Events](#)

[World News](#)

[Publications](#)

[E-News Team](#)

INTRO BY OUR PRESIDENT

Dear TIMS Members and Mill Friends,

On behalf of the TIMS E-News team, I would like to thank all who contributed. The result you have in front of you: another quite extensive issue of E-News !!

The next major TIMS event will be the TIMS Mid-Term Tour in England. Details as well as registration information will be made available in the upcoming December issue of International Molinology, as well as on the TIMS website. The Mid-Term Tour is open to non-members, but in case of overbooking, priority is given to members.

The TIMS Digital Archive has been renamed to TIMS Digital Library, for the very simple reason that new information is now stored there as well. So far, early newsletters (1974-1994), all articles of the first 10 Symposia, and all issues of International Molinology up to December 2006, were digitalised and stored in the library.

New is that the new "Introduction to Molinology" by Berthold Moog, is now being issued chapter by chapter in the TIMS Digital Library. The "Introduction to Molinology" is meant for those who are new to molinology, but at the same time it serves as a source of information for long-time molinologists. Access to the TIMS Digital Library is given to all TIMS members on request.

Not a member of TIMS yet? Well, it is easy to enroll, just complete the [on-line application form](#).....

Enjoy reading the E-News !!

Willem van Bergen
e-mail: wdvb@gmx.de

Information Links

[Council](#)

[TIMS Home Page](#)

[Membership 2016](#)

[Our Bookshops](#)

[Click here for printable version](#)



Photos of the Walnut Oil Workshop in the ETAR Ethnographic Open-Air Museum in Gabrovo, Bulgaria.

SOCIETY AND EVENTS

TIMS COUNCIL

Dag Midboe, new Council Member for Scandinavia.

In the past, new members to the TIMS Council were introduced in E-News. Your E-News team decided to continue this initiative. For this issue, we asked Dag Midbøe, Council Member for Scandinavia and Finland, to tell us a little bit about himself. He sent us the following:



Hello, I am Dag Midbøe. I was born in 1954. I live most of the time in a small town called Arvika, in the western part of Sweden. I work as a building engineer in Gotheborg. I have also worked as a carpenter in my own workshop.

Some of my work was to make models of old mills and other old wooden machinery.

TIDE MILL INSTITUTE

the TIDE MILL TIMES

NO. 16 SUMMER 2016

Committed to Sustainable Industrial Heritage

TIDE MILL INSTITUTE

www.tidemillinstitute.org



To all friends of the TIDE MILL INSTITUTE ,
I'm pleased to send you our [current newsletter](#) announcing our 12th annual conference and passing along information about activities of a few of our members. Please feel free to share it with others.

We look forward to hearing about tide mill activities in your region.

We will share those with our readership.

And be advised, my email address has changed to: budw@fairpoint.net .

Just drop the "my" from the old address.

Warmest regards to all involved in the tide mill subset of molinological studies!

Sincerely,

Bud Warren, President

TIDE MILL INSTITUTE - www.tidemillinstitute.org



In This Issue

[Intro by our President](#)

[Society and Events](#)

[World News](#)

[Publications](#)

[E-News Team](#)

Information Links

[Council](#)

[TIMS Home Page](#)

[Membership 2016](#)

[Our Bookshops](#)

[Click here for printable version](#)



TIMS ET Newsletter No.1

Spring - Summer 2016

Produced for the UK membership
by The International Molinological Society
Educational Trust Fund

In This Issue

[Intro by our President](#)

[Society and Events](#)

[World News](#)

[Publications](#)

[E-News Team](#)



TIMS members at the ASTRA Museum, Sibiu, Romania, June 2015.. D Plunkett.

Working to support best practice in preservation for the protection of our milling heritage.

The June 2015 TIMS Symposium in Sibiu, Romania had over 100 delegates present, including two of our Trustees, David Plunkett and Graham Hackney. Graham gave a short account of our Trust to the assembled members.

Three of the delegates funded by TIMS Educational Trust were present and gave a good account of their respective countries mill heritage.

Our latest Annual Return to the Charity Commission was completed in early October. Our total funding expenditure for the year came to £1,074 of which £555.00 was transferred in euro's to TIMS Romania Account, for funding chosen students' attendance. We hold funds in reserve for the future benefit of Molinology and its education in both Europe and UK. To progress our charitable work into the future we require regular funding for which we seek your earnest support. TIMS Mid Term Tour will

[Information Links](#)
[Council](#)
[TIMS Home Page](#)
[Membership 2016](#)
[Our Bookshops](#)

[Click here for printable version](#)

In This Issue

[Intro by our President](#)

[Society and Events](#)

[World News](#)

[Publications](#)

[E-News Team](#)

Information Links

[Council](#)

[TIMS Home Page](#)

[Membership 2016](#)

[Our Bookshops](#)

[Click here for printable version](#)

be in Northern England in 2017, managed by Tony Bonson. We would like to have funds available to assist this international meeting of mill enthusiasts.

TIMS Members can request a copy of our former Meeting Minutes by Email: (timset@millbowl.co.uk).

If this Educational Trust is to flourish it is essential that TIMS members donate a small sum annually. Please consider using the donation form over, for this to be effective. I am happy to discuss with members the future charitable support we can provide, subject to an increase in our funding.

Your support will ensure our success.

Remember:

Future sponsorship is dependent on receiving regular donations and three names have been proposed for membership sponsorship in 2016 & 17. We welcome enquiries for support, from UK mill researchers and students undertaking study incorporating molinological themes.

-We consult with TIMS Council when deciding to make grants from our funds but the decisions are solely ours to make.

-We aim to be proactive with our partnership as a Corporate Friend of the Mills Archive Trust

-We hold two meetings annually, to undertake the business of The Trust and to receive advice and news from TIMS members.

We are here to advance education and training in promoting international molinology, millwrighting and publishing of mill literature.



Trustees - Mildred Cookson, Graham Hackney, David Plunkett
At SPAB Mills Meeting, Queens Mill, Castleford - October 2015

In This Issue

[Intro by our President](#)

[Society and Events](#)

[World News](#)

[Publications](#)

[E-News Team](#)

[Information Links](#)
[Council](#)
[TIMS Home Page](#)
[Membership 2016](#)
[Our Bookshops](#)

[Click here for printable version](#)

Gift Aid Declaration.

TIMS ETF, 2016 Appeal (Charity No. 1115799)

Please treat the enclosed gift of £ _____ as a Gift Aid Donation.

I confirm I have or will pay an amount of income tax and /or Capital Gains Tax for the current tax year (6th April to 5th April) that is at least equal to the amount of tax that all the charities that I donate to, will reclaim on my gifts for the current year. I understand that TIMS ETF, will reclaim 25p of tax on every £1 that I give.

Donor's details:

Title: ___ First name or initial's: _____

Surname: _____

Home address: _____

Post Code: _____

Date: _____

Signature: _____

Please make your cheque(s) payable to: TIMS Educational Trust Fund.

Addressed to: David Plunkett (Chairman).

20, Kevins Grove, Fleet. Hampshire. GU51 3LJ.

If you need to amend or cancel this declaration, please notify this Charity directly.

Email: timset@millbowl.co.uk

PORTUGAL

Conference 'About the Reality of the Portuguese Windmills', by Samuel Rodrigues Tomé.

On 21st May 2016, the Academia Itinerarium XIV and Raposa's parish council organized a conference at Raposa's House of Culture (a former ancient watermill) named "About the Reality of the Portuguese Windmills". Three speakers participated in the conference, and they talked about the specificities of the wind milling in each of their regions.



Photo 1. Conference's table with, from left to right, Armando Ferreira, Maria Nélia Castelo (moderator), Samuel Tomé and Fátima Nunes.

Samuel Rodrigues Tomé, a researcher in heritage and a local of the host region, which is in the center of Portugal, presented a paper on the windmills of the region. One of the main goals of the conference was to give a new insight into the milling activity of this area, where in the past, as well as within living memory of the local inhabitants, watermills have been in the majority and very important for the local economy.

Armando Carvalho Ferreira, a researcher in molinology, talked about the various typologies of the windmills in Aveiro's region (north coast of Portugal). He also talked about the important millwrights of tower windmills from the area, probably the most important ones all over the country.

Fátima Nunes, a miller in Moinho do Boneco (located at Moita dos Ferreiros, municipality of Lourinhã), and the mentor of the candidature

In This Issue

[Intro by our President](#)

[Society and Events](#)

[World News](#)

[Publications](#)

[E-News Team](#)

[Information Links](#)
[Council](#)
[TIMS Home Page](#)
[Membership 2016](#)
[Our Bookshops](#)

[Click here for printable version](#)

of the windmills from the West region of Portugal to World's Heritage, presented her windmill and talked about the UNESCO candidature. Before the conference, the speakers, together with the rest of the organization, had the opportunity to visit some of the mills in the Ribeira de Muge region.

The minutes of the conference will be published (in Portuguese). You are welcome to contact the Academia's for more information (email: academia.xiv@gmail.com).



Photo 2. Moinho da Gaga, visit of the speakers and organization staff (Academia Itinerarium XIV and Raposa's parish council).


WORLD NEWS

GREECE

THE REHABILITATION OF THE PLATEAU OF LASSITHI, THE FIRST AEOLIAN PARK IN GREECE, by Manos Mikelakis, archaeologist.

The introduction of the pumping, irrigation windmill, in the plateau of Lassithi in the late nineteenth century, represents the interrelation between the local tradition in the exploitation of aeolian energy and the geomorphology of the area, that has a rich water horizon.

The inventive and restless mind of a carpenter, Emmanouil Papadakis or Spirtokoutis, from Psychro, who combined the kinetic mechanism of a windmill with the normal suction pump, led to the gradual replacement of the traditional method of pumping water with a hoist pump. To the original pumping windmills, that were wooden or stone-built and mono-directional, Spirtokoutis later added the "kouloures" device, an auxiliary mechanism that could rotate the mill axis according to the direction of the wind.



Its modernization and development is ascribed to Stephanos Markakis, an apprentice of Spirtokoutis, from Pharssaro village. The Greek technological magazines of the early twentieth century referred emphatically to its superiority in purchasing cost, manufacturing, and performance, in comparison with the relevant American device. The rapid spread of this technology created the "miracle of the Lassithi windmills", with 12,000 pumping windmills, as the newspapers of the time called it.

Nowadays these windmills remain inoperative. However, their significance for the promotion of the pre-industrial heritage of the region,

In This Issue

[Intro by our President](#)

[Society and Events](#)

[World News](#)

[Publications](#)

[E-News Team](#)

Information Links

[Council](#)

[TIMS Home Page](#)

[Membership 2016](#)

[Our Bookshops](#)

[Click here for printable version](#)

led the Municipality of Lassithi Plateau to take action for the reformation of this unique cultural landscape. The plan for the restoration of the Lassithi Plateau's windmills received a Europa Nostra Award 2015, in the field of Research and Digitization. The recent research by Mr. Georgios Hatzakis, a mechanical engineer, has led to successful experiments on some 20 mills, whereby the sails were perforated with minute holes, which means they can function successfully in low level winds. In strong winds the holes become larger, thereby reducing the wind strength, and ensuring the safe operation of the mill. The size of the holes can be varied according to the nature of the irrigation each particular mill is required to carry out. It is hoped the technique may in due course be applied to all the windmills, right across the plateau.

“The Jury were full of admiration for this ingenious idea for improving the efficiency of a remarkable collection of windmills – and possibly also restoring many redundant mills to new life and productivity. The careful methodology of the improvements means that the holes in the sails are virtually invisible to the naked eye below. It is clear that the renewed use of these windmills, spinning round across the landscape, would not only improve local agriculture and aesthetic, but also provide an ecologically sound technique for mill restoration and re-use elsewhere in Europe.”

The plan of the Municipality of Lassithi for the rehabilitation of 300 pumping windmills balances on the one hand, the conservation and protection of the natural and cultural heritage of the windmills and on the other hand, the sustainable development of the district. Together with the scattered archaeological sites of the region (Dikataion Andron or Phychrou cave, Trapeza Cave, Karphi site), the inactive windmills at Zaroma and Asphedami, and the Aeolian park, the plateau of Lassithi could form a significant cultural asset and an interesting tourist destination.

HUNGARY

RÁCKEVE BOAT MILL, by Gilbert Deraedt.

In the winter of 1968, the last Hungarian boat mill at Ráckeve on the Danube sank. In 2006 plans were made to reconstruct this boat mill, and in the years that followed these plans came through. The mill is fully equipped with gears and machinery, as the photos on the Internet testify. Take a look at:



Photo 1. Picture by Leo van der Drift, June 2015.

<http://www.industrialheritagehungary.com/02-Industrial-Heritages/01-Food/rackeve-boat-mill.html>.

UNITED KINGDOM

Heage Windmill –Stopped by Rot but now Recovered!, by Alan Gifford.

Standing on the brow of a hill overlooking Nether Heage in Derbyshire, but only visible from a few surrounding roads, the Grade 2* listed Heage windmill is well worth seeking out. Built in 1797, the 220 year old stone tower mill was restored to working order in 2002 and is now open every weekend, from Easter to the end of October. The mill, operated and maintained by a team of volunteers, is one of only three windmills in England with six sails, most mills have four! There is adequate parking and visitors are taken on guided tours, the guides normally being dressed to match the period when the mill last worked commercially - 1919! A Virtual Reality (VR) presentation enables the visitor, or those unable to climb the steep stairs, to see closely those parts of the mill which, for safety reasons, have restricted access. The welcoming Visitor Centre provides simple refreshments and sells various grades of stoneground flour, produced at the mill!



However, all milling came to a sudden stop in August 2015 when our millwrights, on a routine visit, found very serious wet rot in a number of the major structural components of the mill cap, that support and turn the sails to face into the wind. Their advice was drastic - ‘Stop turning the sails’. A preliminary estimate for the repair was £90-100 K!! An emergency site meeting of Trustees and Friends of the mill quickly decided – We will find the money somehow and get her repaired as soon as possible!

Two teams were formed, one to raise money and the other to manage and engineer the work required. The fund raisers quickly found that the big donors would take too long to make their minds up whether they were going to contribute and in the interim we could not start the work! So we pressed on and set up multiple fund raising channels, from web site, to choirs, to book sales, and bucket collections at local events and pubs. Some £58 K was raised in nine months.

In parallel, the engineering team decided that by doing some of the repair work themselves they could save between £20K and £30K. So the sails were taken off and moved, on a large lorry, to a covered workshop, both of which were donated. The six sails, each weighing one ton, were manhandled into the workshop and, together with the 120 shutters, were cleaned, repaired and re-painted. The volunteer input over the winter months here exceeded 700 man hours! The sails were then transported back to the site, on the donated lorry, but loaded this time by a donated fork lift truck. The volunteers then ‘borrowed’ a cherry picker (one volunteer chanced to be an approved driver!) and painted the huge ogee cap. Meanwhile our millwrights made the replacement parts, mostly from oak, including a 14” square block for the weather beam to support the wind shaft. By April 2016 the new parts started to arrive at site and over the next 2 months, assisted by our volunteer team, the mill was re-assembled.

In This Issue

[Intro by our President](#)

[Society and Events](#)

[World News](#)

[Publications](#)

[E-News Team](#)

Information Links

[Council](#)

[TIMS Home Page](#)

[Membership 2016](#)

[Our Bookshops](#)

[Click here for printable version](#)

In This Issue

[Intro by our President](#)

[Society and Events](#)

[World News](#)

[Publications](#)

[E-News Team](#)

Information Links

[Council](#)

[TIMS Home Page](#)

[Membership 2016](#)

[Our Bookshops](#)

[Click here for printable version](#)



By the beginning of June 2016 the sails turned again and on June 18th we produced the first flour for 10 months!

The balance of the cost was made up from reserves built up over the years by the Heage Windmill Trust to help

deal with just such an emergency as we faced last August! But it was the amazing input from both volunteer teams which made this all possible - well over 1000 man and women hours in all, freely given. We all feel that the incident has bonded everyone together even better than pre the disaster! But we do not want to face it again in the short term.

We had a party in August 2016 to 'celebrate' the completion of the mill repairs, with 120 guests, made up of some of the donors and many volunteers, all fed with a super Hog Roast. Even the sun shone for us that day!

Grid Ref SK 367507 , Post Code DE56 2BH

For more information see www.heagewindmill.org.uk

or call +44 (0) 1773 853579.



UKRAINE

MILL TOUR IN WESTERN UKRAINE, by one of the participants.

Last June Olena Krushynska & Mykhaylo Syrokhman organised a mill tour in western Ukraine. A selection of the many photographs is shown below.

Uzhgorod - Open Air Museum – Fulling Mill from Monastrets (Khust raion, Zakarpatska oblast).



01 Outside view



02 The fixing of the hammers



03 The hammers

Velyki Komyaty - industrial watermill

04 Outside view



05 Roller Mills



06 Plansifter suspended from bamboo canes

Lysychovo - an operating water forge.

09 Heating the material



07 The waterwheels

10 Creating the product



08 Logo of the mill



11 The end product with logo

In This Issue

[Intro by our President](#)

[Society and Events](#)

[World News](#)

[Publications](#)

[E-News Team](#)

Information Links

[Council](#)

[TIMS Home Page](#)

[Membership 2016](#)

[Our Bookshops](#)

[Click here for printable version](#)

Lukovo - Flour Mill.



12 The flume bringing water to the mill



13 The turning wheel



14 Hopper and stones



15 The wheelpit

Pryborzhavske – Flour Mill.



17 Hopper and stones



16 Outside view

Mala Uholka - Watermill.



18 Outside view of flour mill and whirlpool



19 The wooden water-wheel

In This Issue

[Intro by our President](#)

[Society and Events](#)

[World News](#)

[Publications](#)

[E-News Team](#)

Information Links

[Council](#)

[TIMS Home Page](#)

[Membership 2016](#)

[Our Bookshops](#)

[Click here for printable version](#)

In This Issue

[Intro by our President](#)

[Society and Events](#)

[World News](#)

[Publications](#)

[E-News Team](#)

Information Links

[Council](#)

[TIMS Home Page](#)

[Membership 2016](#)

[Our Bookshops](#)

[Click here for printable version](#)



20 Wheelpit, hopper and stones

21 Grinding!



Nyzhnij Bystryj – Abandoned watermill



22 The mill, overgrown by vegetation

23 The hurst frame



24 Hopper and stones



Lviv – Shevchenko Grove Open Air Museum.



25 A flour mill with small overshot wheel



26 A hand mill

27 A small mill, probable driven by 2 men



28 Six-sailed “Paltrok” windmill brought from Shylivtsi (Khotyn raion, Chernivtsi oblast)

NORTHWESTERN EUROPE

FISH OR FOE.

Already during the Middle Ages salmon became rare in Northwest European rivers. The many watermills that were built in this period disturbed their procreation, a study published in the British journal Nature claims.

You can download it [here](#). Any reactions to this study are very welcome.

SLOVENIA

SLOVENIAN STAMPS WITH ILLUSTRATIONS OF MILLS,

by Tarcis van Berge Henegouwen.

On May 27 2016 Slovenije Post Office issued five stamps on ‘Mills in Slovenia’, with values of 0.36, 0.42, 0.47, 0.58 and 0.60 Euros.

The stamps are also issued in sheets of ten, on which we see the map of Slovenia and the location of the mill.

The following mills are featured:

The only surviving floating mill in Slovenia, on the river Mura at Ižakovci. This is an example of a particularly interesting type of mill. Floating mills, where the mill structure and mill wheel are on a floating platform in a river, are among the very oldest types of mills, whose use was first recorded in Ancient Roman times. They were mainly used on rivers with significant changes in flow and the mechanisms could be both vertical and horizontal.



Žager Mill in the Podvolovljek valley near Luče.

This is an example of a typical, small rural mill with a single pair of millstones and an “overshot” water wheel driven by a stream flowing down the hill.



Sorž Mill at Polže near Nova Cerkev

This is a more distinctive example of a small commercial mill and it still works, grinding grain. Since the flow of the water is sufficiently strong, the wheel of this mill is of the

“undershot” type. Next to this corn mill is a saw mill with a large wooden waterwheel. This symbiosis of corn mill and saw mill is a relatively frequent concept in water-powered milling in Slovenia.

Modrijan’s Mill outside Postojna Cave.

This is an example of a large commercial mill with several pairs of millstones and three “undershot” waterwheels, which used a considerable amount of water power. Today the mill is open to visitors and a supplementary attraction for visitors to Postojna Cave.

In This Issue

[Intro by our President](#)

[Society and Events](#)

[World News](#)

[Publications](#)

[E-News Team](#)

Information Links

[Council](#)

[TIMS Home Page](#)

[Membership 2016](#)

[Our Bookshops](#)

[Click here for printable version](#)

In This Issue

[Intro by our President](#)

[Society and Events](#)

[World News](#)

[Publications](#)

[E-News Team](#)

Information Links

[Council](#)

[TIMS Home Page](#)

[Membership 2016](#)

[Our Bookshops](#)

[Click here for printable version](#)



Ferlež Mill at Šibenik near Šentjur.

The youngest mill in technological terms being a typical example of a more modern roller mill. It is still powered by water, but the millstones have been replaced by rapidly rotating cylindrical metal rollers between which the grain is ground into flour. The entire milling process is different from that used in traditional mills with millstones and results in different qualities of flour.



Information provided by Dr. Janez Bogataj.

UNITED KINGDOM

A “SMALL DRAINAGE MILL” AT FOXTON, CAMBRIDGESHIRE,

by Graham Hackney.

Introduction

I have recently been researching the windpumps of Wicken Fen, where the last of the drainage mills of the Cambridgeshire Fens remains, and found that another “small drainage mill” still existed at Foxton. There was no mention of this mill in either “Cambridgeshire Windmills and Watermills” (R. Stevens 1985) or “Windmills in Cambridgeshire - a contemporary survey” (A.C. Smith 1975). The only references I could find were that of a photo published in Mill News (edition no. 73), a mention (as a drainage mill) in the Mill Archives, and a grid reference.

I discovered the whereabouts of this little mill, which is behind some industrial units just off the busy A10 main road. One of the business unit tenants kindly allowed me access and he explained that it had lost its sails in a gale some years ago (the storm damage to the sails had occurred within a week of the SPAB visit in 1997), but formerly it used to work and “coachloads” of visitors were drawn to it. He explained that it was used to lift water for drinking purposes to a “large house”, now demolished, and was never a drainage mill. The tenants of the little industrial estate still receive water from the borehole, but it is now delivered by electric pump. The mill appears on the Ordnance Survey map of 1886 and was restored in the 1990s (source Paul Brown). There are records of two large Victorian houses in Foxton, namely Foxton House built in 1830 by William Hurrell, and Foxton Hall built in 1877 by W.W. Asplen (source British History Online). Foxton Hall is the most likely candidate as it was just west of Station Road (now marked by Hall Close) and very close to the mill. Could this date of 1877 also be the date of the mill? This would make sense as the house would have needed a source of water from the start.

In This Issue

[Intro by our President](#)

[Society and Events](#)

[World News](#)

[Publications](#)

[E-News Team](#)

Information Links

[Council](#)

[TIMS Home Page](#)

[Membership 2016](#)

[Our Bookshops](#)

[Click here for printable version](#)



Fig. 1. Foxton Mill as it appears today.



Fig. 2. The winding vane.

Investigations

As the photos show, the mill had deteriorated since 1997. The winding rudder/vane (made of plywood) was on the ground nearby, and shrubs had grown up around the building. Inside the mill the connecting rods for the water pump were still there but disconnected, and propped up against the body was a circular iron hub to which the 6 sails would normally be bolted. The pump flywheel was 0.92m diameter and could be hand-cranked if needed.

The tenant explained that the broken sails were stored in an adjacent barn which was formerly the first business premises of Welch's Transport (the current owners of the mill, now based at nearby Duxford). I found these and fortunately they had remained dry and not rotted.




Fig. 3. The pump mechanism and flywheel.



Figs. 4 & 5. The sails stored in the barn, and showing the shutter mechanism.

The main body of the mill is 2.3m high up to the sloping roof, and each side is 2.0m wide. From this I estimated the mill to be 5.4m high in total. There is a low brick base, 0.5m high, and the walls are lined in plywood and covered with vertical boarding. At the top of these vertical boards is a dainty carved fascia below a low, metal-covered, sloping roof section. Above the sloping roof the upper body of the mill has horizontal boarding which leads up to the little, metal-covered ogee cap with finial. The rudder measured 1.4m long and 1.0m wide. The sails measured 2.14m long and 1.0m wide, so the total sail diameter would have been about 4.3m. Each sail had four shutters, each with its own crank connected to a common sail rod with a spring. The stock of each sail originally had a metal plate fixed at the end so these could be bolted to the circular iron hub (these plates are now missing). In fact the sail arrangement is just like a 6-bladed fantail on a large mill, except with moveable shutters.

In This Issue

[Intro by our President](#)

[Society and Events](#)

[World News](#)

[Publications](#)

[E-News Team](#)

Information Links

[Council](#)

[TIMS Home Page](#)

[Membership 2016](#)

[Our Bookshops](#)

[Click here for printable version](#)



Figs. 6 & 7. Detail on the body, and the sail hub (note the tapered slots for the sails).

Inside, the building is dry, as the metal covered cap and sloping roof both seem to be watertight, but the vertical boards on the body are losing their paint. I was unable to reach the horizontal boards below the cap, but they appeared in good condition. All the parts of this mill appear to have been made by a millwright; it is not just a large “garden style” mill made by an amateur.

A joint visit with Dave Pearce enabled further investigations. Inside the mill, one of the pieces of metal turned out to be a 3.51m rod with a handle at one end and a crook at the other, which was apparently used to operate the little brake lever on the back of the cap. It was of suitable length for this purpose.



Figs. 8 & 9. The cap, and Dave Pearce operating the brake lever.

The sail hub was measured at 0.52m diameter with a central hole for the windshaft and a keyway on one side of this hole. This showed that the windshaft was 0.057m in diameter, and inside the mill this can be seen as a crankshaft with direct drive to the connecting rod, so no gearing. By this time someone had reconnected the pump with the handle and flywheel, and this was now operable. It showed that the pump rod from the windshaft had to be disconnected to allow manual pumping. The flywheel was

Figs. 10 & 11. Manufacturer's plate, and advertisement for J. Tylor & Sons.



In This Issue

[Intro by our President](#)

[Society and Events](#)

[World News](#)

[Publications](#)

[E-News Team](#)

[Information Links](#)
[Council](#)
[TIMS Home Page](#)
[Membership 2016](#)
[Our Bookshops](#)

[Click here for printable version](#)

weighted on one side to facilitate turning, and on the plate at the base of the handle was the name J.TYLOR & SONS LONDON. Since this company became limited in 1892, with a name change to J. Tylor & Sons Ltd, this would suggest that the pump is older than this date.

Another look at the sails showed that the stocks were not of square section, and they were carefully shaped and chamfered. Each sail was numbered 1 – 6. Each corner of the mill has a reinforcement of angle-iron, onto which is welded four hooks so that the sails can be tied in place. This had obviously not been done in 1997, resulting in the damage.

The big question was who could have built the mill? Just a little further down the A10 towards Royston is the village of Meldreth where, by 1864, James Rawlings was in business as a millwright, engineer, and iron and brass founder at the Moor End works (source British History Online). So, a possibility, but this requires further research.



Figs. 12 & 13. Foxton Mill in working order for SPAB visit in 1997 (photos by Mildred Cookson).

UK

MILL LINKS, MOSTLY FROM THE UK, RECEIVED FROM WILLIAM HILL

Pdf file with links from William Hill can be seen [here](#).

SOUTH AFRICA

A HIDDEN MILL IN WESTERN CAPE, by Andy Selfe.

Today [20 August 2016], we re-visited a mill, nine years after finding it for the first time. It is in a remote place called Kabida (also called Cabidu, and similar to the Farsi word Khabideh referred to in the recent TIMS Journal, [International Molinology No 92, page 46]). The mill is special, perhaps unique in South Africa, in that the water-wheel is inside the building, driving direct into a Portable Mill. Outside, bushes growing at the back of the building obscure the launder and the similarly hidden tailrace in front of the building.



In This Issue

[Intro by our President](#)

[Society and Events](#)

[World News](#)

[Publications](#)

[E-News Team](#)

Information Links

[Council](#)

[TIMS Home Page](#)

[Membership 2016](#)

[Our Bookshops](#)

[Click here for printable version](#)



One might wonder - why the need for secrecy? A possible explanation has been suggested. During the Anglo-Boer war of 1899 to 1902, the British forces carried out a 'scorched earth policy' including razing farms and breaking up mills, so that the local population couldn't support the marauding Boer guerrillas. Matjiesfontein, not far away, was a major British Military base.



Whatever the reason, we were pleased to find the mill in no worse a state than on our last visit and that the current owners appreciate that they have something special on their farm! The mill itself is a Portable that is, it is assembled from parts, levelled up, and then connected to a power source, in this case water. The mill is well anchored into the floor and has an unusual step-up gearing built in to the hurstings. Unfortunately, we could find no

name on it.

The bevelled cast iron 'pit-wheel' drives a matching pinion, on the same shaft as a 'great spur' which drives a 'stone nut' on the stone spindle. The pit-wheel has been damaged at some point and has been repaired with expertly forged bars, bolted to the rest of the wheel. A curved plate braces the back of the wheel where it has snapped:



The shoe is special in that it has a woven sieve as a base through which any dust



or other fine impurities

can fall, on to another base sloping backwards, discharging unwanted material over the back edge of the steel-banded wooden tun.

In This Issue

[Intro by our President](#)

[Society and Events](#)

[World News](#)

[Publications](#)

[E-News Team](#)

Information Links

[Council](#)

[TIMS Home Page](#)

[Membership 2016](#)

[Our Bookshops](#)

[Click here for printable version](#)

Outside the mill we found a well-used burr-stone runner...

.... and a bed-stone which we hadn't noticed on our previous visit, complete with neck-bush casting, sadly missing the wooden bearing blocks. The cast slots for the bearing blocks are tapered on the outside, giving a degree of automatic adjustment as they wear.



Detail of the twist-peg:

Detail of the tentering crank, which works on a tapered wedge under the base of the stone spindle:



The overshot water-wheel lies at an angle because the central wooden block has rotted. The clasp-arm spokes are made of reclaimed steel angle from wind-mill towers, possibly replacing wooden ones.




The buckets have been patched with thin galvanised steel sheeting and in places are held together with wire.

The top half of the axle-tree bearing at the mill end is missing.



In the corner of the building are two wooden pit-wheels which are not from this mill.



In This Issue

[Intro by our President](#)

[Society and Events](#)

[World News](#)

[Publications](#)

[E-News Team](#)

[Information Links](#)
[Council](#)
[TIMS Home Page](#)
[Membership 2016](#)
[Our Bookshops](#)

[Click here for printable version](#)

Perhaps they belong to a previous set-up driving these smaller stones, now serving as a seat at the homestead some distance away?

Exactly where we found and left it last time was this possible mill-bill, still very sharp at one end and chipped at the other.



Postscript:

We have today

found out that the mill was built by the grandfather of Prof Willie Esterhuyse, 'gedureenede die Vryheidsoorlog' [during the Liberty War]. He has just turned 80, so the timing sounds about right,

and makes the reason for hiding the mill from the 'Khakis' (the derogatory Boer term for the British soldiers) mentioned above much more plausible. We presume he means die tweede Vryheidsoorlog, which is what is otherwise called the Anglo-Boer War of '99 to '02. The engineering (the fact it's a Portable and not built-in Vitruvian) also fits in with this era.

(all photographs by the author).



ITALY

THE CAPORIZZO HOUSEHOLD: FATHER AND SON, MILLERS AT HEART, IN THE CAMPANIA REGION OF ITALY, by Gino Caporizzo.

My grandfather (Luigi) learned about grist mills when he was an apprentice in one of the two water powered mills in our home town in the early years of the 1900's. He started to work at the mill in his late teens/early twenties in order to supplement what could be gained from farming. When WWI started he fulfilled his military duties and spent most of the war years in the Trentino region of Italy. Once the war ended he returned home to his family and quickly became a partner in one of the mills. With the arrival of electricity the mill was moved close to the center of town but still utilized the millstone technology. The mill had two bays; one was strictly for grains and corn while the other was for acorns (used for animal feed). My grandfather's typical working day consisted of milling from early morning till mid-day after which he would join the rest of his family at one of two farms that he had been able to acquire. During the early 30's my father (Mario) was learning the trade and he continued being a miller while in the military (stationed at Caserta and Verona). During the WWII years the mill in the center of town continued to operate.



The author visiting Stover Myers Mill near Pipersville, Bucks county, Pennsylvania, USA.

Once WWII ended a new mill was constructed on the outskirts of town. The two millstone bays were retained and in addition a roller mill was in

In This Issue

[Intro by our President](#)

[Society and Events](#)

[World News](#)

[Publications](#)

[E-News Team](#)

Information Links

[Council](#)

[TIMS Home Page](#)

[Membership 2016](#)

[Our Bookshops](#)

[Click here for printable version](#)

stalled. During the fifties and early sixties my grandfather was still a partner but he no longer worked at the mill, my father was the lone ranger.

If customers delivered grain after working hours my father would often send me to the mill. He gave me, as a young man (early teens), detailed instructions for when a customer delivered grain after hours. The instructions were as follows: In the ledger write the date, name of the customer, weight and label the containers. The operation at the mill was simple: first in first out, most customers would often wait for their grain to be milled.

The stature of my grandfather and my father were that of slightly below 6 feet in height and both had a strong physical appearance, lifting a 50 Kg bag of wheat was an easy task to accomplish. Whenever my father had to dress the millstones he would inform my mother that his working day would be longer than normal. I remember the dressing process of both the bed-stone and runner, which he did by himself, wearing a simple pair of safety glasses and no gloves. Dressing the millstones was an important task for the operation of the mill but whenever it took place it was downtime for the mill, thus he had to complete it quickly so that he could resume milling. No visitors were allowed in the mill during the dressing process, as he was worried about the flying pieces of metal and stone.

In the latter part of their lives, both my father and grandfather could pinpoint the exact location of metal shards embedded in their hands; the physical appearance of their hands, due to the shards, remained a unique trait for the two millers in our family. Neither one complained, my father would often say “it was the price that one would pay for being a miller”.

FINLAND

GETTING TO KNOW FINNISH MILLS, by Leo van der Drift.

The Mills Archive at Reading, UK, not only holds British material, but also a lot of “foreign“ documents. One of the first projects on non-UK material was the cataloguing and digitising of Rex Wailes’ Finnish mills collection. Much of the work was done by Kate Doughty, a young student who did an excellent job during her internship at the Archive. The project was finished in August of last year and the result is now freely available to the public.

The Rex Wailes Finnish mills collection contains over 1200 photographs from all over the country. Apart from that, there are a lot of notes and documents on individual mills. All this material has been tied together by Kate. She developed a framework consisting of eight pages:

1. General Overview.
2. A Note on Finland from Rex Wailes and Auvo Hirsjärvi, Rex’s Finnish contact.
3. Types of Finnish Mills.
4. A few interesting mills arranged by province.

So-called magpie mill (hollow post mill) at Punkalaidun, Satakunta region (coll. The Mills Archive, Reading, UK)



In This Issue

[Intro by our President](#)

[Society and Events](#)

[World News](#)

[Publications](#)

[E-News Team](#)

Information Links

[Council](#)

[TIMS Home Page](#)

[Membership 2016](#)

[Our Bookshops](#)

[Click here for printable version](#)

5. TIMS symposium speech on Finnish shingle mills, delivered at Matlock in 1977

6. A Glossary of Finnish mill terms in English

7. Rex Wailes' obituary

8. About the author

So why not explore a country most of us know little about, and get acquainted with such phenomenons as toe mills, mamsel mills, composite mills and skeleton mills? Just visit:

<https://millsarchive.org/explore/features-and-articles/entry/161886/finnish-mills/8276> and enjoy!



Skeleton mill (shingle mill) at Korteniemi Farm, Letku near Tammela, Kanta-Häme region (coll. The Mills Archive, Reading, UK).

UNITED STATES

SAVE THE SAINT VRAIN MILL!., by Leo van der Drift.

In the Mora River Valley in northern New Mexico east of Taos, several mills can still be found today. One of these is St Vrain Mill in Mora, built in 1864 by Ceran St Vrain, a fur trapper and trader. It is a stone structure and is the most dominant building in Mora today. It measures 50 feet by 40 feet and is three stories high with the third story being weather-boarded. In 1972 the mill was added to the



Outside view.



Outside sign.



The waterwill.

National Register of Historic Places and in 2002 it was added to the List of Ten Most Endangered Historical Places in New Mexico.

The mill is currently in a state of disrepair with significant structural deterioration of the foundation and walls, leading to a danger of collapse. The building itself is all that remains of the working mill as most of the significant equipment was removed decades ago. The overshot metal waterwheel is still in the wheel-pit outside the building but the wooden trestle has gone. In 2013 several members of the Mora community established The Saint Vrain Mill Preservation and Historical Foundation, for the specific purpose of buying and

In This Issue

[Intro by our President](#)

[Society and Events](#)

[World News](#)

[Publications](#)

[E-News Team](#)

[Information Links](#)
[Council](#)
[TIMS Home Page](#)
[Membership 2016](#)
[Our Bookshops](#)

[Click here for printable version](#)

restoring the mill, and in 2015 the Foundation succeeded in raising enough money to buy it.

Since then attention has shifted to the much larger and expensive task of restoration. At the moment, the Foundation is in the middle of a fundraising campaign to undertake the actual renovation works. At the time of my visit in June 2016, a group of volunteers were busy tidying up both inside and outside for the Open House Weekend, providing the opportunity to see inside. The end use of the mill is yet to be determined but it will serve a community purpose. For instance, it could be a combination of a museum and an arts and crafts outlet featuring Mora craftspeople. Good luck to the Foundation!

For more information and donations contact Merl Witt at greyspirit@nmmt.net or visit www.stvrainmill.org. (all photographs by the author).



Inside view.



PUBLICATIONS

BOOK CORNER, by Leo van der Drift.

We have again selected a number of recently published mill books. Again, the emphasis is on western European books, but this time we will start Down Under! Please note that prices are indicative and postage comes extra, unless stated otherwise.

Important: The idea of this section is that our readers share information on newly published work. If you come across an interesting publication, please send us the details so that we can put it in the next issue of E-News. We do not require full reviews, just a few lines about the content and details of the book, and how to order is all we need. Thank you for your collaboration!

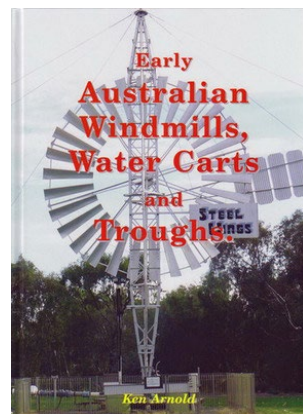
1. **Early Australian Windmills, Water Carts and Troughs**, by Ken Arnold.

This big volume that came out very recently certainly is a must for wind engine addicts! Histories of the companies, where available, along with drawings that accompanied applications for patents; patent notices, old advertisements etc, old photographs for windmills, motion gearing etc, water lifters, water carts and water troughs.

In English.

368 pages, hard cover.

August 2016, price AUD 49.95, available from several Internet sites, including http://www.kenarnold.com.au/New_Release.php.



In This Issue

[Intro by our President](#)

[Society and Events](#)

[World News](#)

[Publications](#)

[E-News Team](#)

[Information Links](#)
[Council](#)
[TIMS Home Page](#)
[Membership 2016](#)
[Our Bookshops](#)

[Click here for printable version](#)

2. Die Eilhauser Königsmühle. Eine "Steinerne" Windmühle als Zeugin des Preußischen Mahlwanges, by Wolfgang Kuhlmann.



This book deals with the history of one of the windmills in the well-known German mill region of Minden-Lübbecke, the Königsmühle zu Eilhausen. Built shortly before 1724, it is one of the oldest windmills in the region and as such has an impressive history which is described here in detail.

In German.

112 pages, hard cover, with many illustrations in colour.

Mühlenverein Minden-Lübbecke, 2014. ISBN 978-3-0004-6390-7, price c 15 EUR.

3. Mühlenromantik in Sachsen. Entdecken – Erkunden - Erleben, by Wolfgang Müller and Wolfgang Ochsler.


The Free State of Saxony, in the east of Germany on the border with Poland and the Czech Republic, is an area of both windmills and watermills. In this travel guide, 160 mills are presented. For each mill, the address, coordinates, contacts and websites are given, as well as a short description. An invitation to go on a mill tour in Saxony!

In German.

200 pages, paperback, 150 illustrations, mostly in full colour.

Sächsischer Mühlenverein e.V. /

Edition Leipzig, 2016, ISBN 978-3-361-00702-4. Price c 17.00 EUR, <https://www.amazon.de/M%C3%BChlenromantik-Sachsen-Entdecken-Erkunden-Erleben/dp/336100702X>.



4. Mühlen, Kotten und Hämmer in Solingen, by Axel Birkenbeul.

The Ruhr Valley in North Rhine Westphalia, Germany, is a well-known industrial area in which iron production played an important role. Initially, water power was used. In this book, more than 60 mills that once worked in this industry in and around the town of Solingen, such as forges, hammer works etc, are described. Each description is illustrated with an historic photograph as well as a modern one. In German.

122 pages, hard cover, with many illustrations in b&w and colour.

Sutton Verlag GmbH, Erfurt, 2014, ISBN 978-3-95400-467-6.

Price c 20 EUR, www.suttonverlag.de.

5. Stuttgarter Wasserkräfte und die Industrialisierung im Mittleren Neckarraum - Mühlen - Fabriken – Elektrizitätswerke, by Achim Bonenschäfer.

When, in the beginning of the 19th century, the first incentives for industrialisation in Württemberg occurred, the river Neckar and its tributaries had already been providing the energy to run the mills serving the craftsmen in the city of Stuttgart and its surrounding towns and villages for many centuries. From then on the water power was used as a com



In This Issue

[Intro by our President](#)

[Society and Events](#)

[World News](#)

[Publications](#)

[E-News Team](#)

[Information Links](#)
[Council](#)
[TIMS Home Page](#)
[Membership 2016](#)
[Our Bookshops](#)

[Click here for printable version](#)

modity and independent energy source to drive more modern facilities.



“Stuttgarter Wasserkräfte und die Industrialisierung im Mittleren Neckarraum” shows, district by district and mill by mill, how this structural change took place, and how the industrial landscape gradually changed in this decisive phase.

Additionally, related topics such as railway construction, timber rafting and shipping are dealt with in separate chapters. Some of these

additional texts go beyond the Stuttgart region and the use of waterpower. As such they complete the overall picture with aspects of a more broadly addressed history of the industrialisation.

In German.

120 pages, hardcover, 122 historical as well as contemporary illustrations. Verlag Regionalkultur, Ubstadt-Weiher, 2016, ISBN 978-3-89735-967-3. Price: 17,90 EUR, available at www.amazon.de.

6. **Molens en maalterijen in Broechem, Emblem, Oelegem en Ranst**, by Luc Verachtert.

The annual publication for 2016, of Historic Society De Brakken at Oelegem, near Antwerp in Belgium, is entirely devoted to the mills of the municipality. The history of horse mills, post mills, tower mills (one of which is still operational) and engine driven mills is described. There are a good number of interesting historic photographs to illustrate the book. The author is a local historian as well as a voluntary miller.

In Dutch.

Oelegem, 2016, 272 pages, paperback, A4 in size, with more than 200 illustrations in b&w and colour.

Heemkundige Kring De Brakken, Oelegem, 2016, ISBN 978-9-0825-2640-0. Limited edition (300 copies). Price 35 EUR. To obtain a copy, try the Society’s website www.debrakken.be or Stichting Levende Molens at molencentrum@home.nl.



7. **De Zeeuwse Molen 40 jaar**, by Ad Oele (ed.)

In 2015, provincial mill society De Zeeuwse Molen (Zeeland, The Netherlands), celebrated its 40th anniversary.

This jubilee publication presents the 79 windmills in the province in a most modern way: a full colour picture of each mill made by a drone! Text is very limited, the pictures tell the story.

In Dutch, with summaries in English, French and German.

108 pages, hard cover, full colour.

De Zeeuwse Molen, 2015. Price unknown. Website: www.zeeuwsemolens.nl.



In This Issue

[Intro by our President](#)

[Society and Events](#)

[World News](#)

[Publications](#)

[E-News Team](#)

Information Links

[Council](#)

[TIMS Home Page](#)

[Membership 2016](#)

[Our Bookshops](#)

[Click here for printable version](#)


8. La Blaise et ses moulins en Eure-et-Loir, by Francis Malbète.

Francis Malbète is a professional photographer who works in western France. In his second book, he focuses on the watermills on the River Blaise, a tributary of the Eure, West of Paris. The photos not only show the exterior of the mill buildings, but also such details as the sluices, gearing, etc.


In French.

84 pages. There is a paperback version as well as a hard cover one.

Francis Malbète, 2015. Price: 44 EUR (hard cover version). Directly available from the author, website www.francismalbete.com, e-mail francis.malbete@orange.fr.



9. Mills on the Yeo and the men who worked them. A gazetteer of water-powered sites in south-east Somerset and north-west Dorset, by Martin Bodman.



As the subtitle indicates, this book offers a gazetteer of 91 water-powered sites in the River Yeo basin in south-east Somerset and north-west Dorset, UK, focusing on those that were active in the nineteenth and twentieth centuries. In addition, there is also a lot of attention given to the people who worked the mills themselves, or worked close to them. The author has been researching watermills in the SW of England for over 20 years.

In English.

120 pages, paperback, with many illustrations and site plans in b&w. Leat Press, Cullompton, Exeter, 2013, ISBN 978-0-9548758-2-4. Price £16, available at The Mills Archive book shop, <https://millsarchive.org>.

10. Mills on the Teign. A gazetteer of water-powered sites on the Teign and Bovey and their tributaries, by Martin Bodman.


As the subtitle indicates, this book offers a gazetteer of 125 water-powered sites in and around Dartmoor in Devon, UK. Again, Bodman not only gives attention to the mills themselves, but also to the people in and around the mills, like millers, bakers, mill owners, miners, ironfounders and millwrights.

In English.

156 pages, paperback, with many illustrations and site plans in b&w.

Leat Press, Cullompton, Exeter, 2015, ISBN 978-0-9548758-3-1.

Price £16, available at The Mills Archive book shop, <https://millsarchive.org>.



11. Windmills of Hampshire and the Isle of Wight, by Guy Blythman.

This publication won the fourth bi-annual Publication Award of The Mills Archive Trust, and deals with the windmills of Hampshire, a county more known for its watermills, and the Isle of Wight. The author based

In This Issue

[Intro by our President](#)

[Society and Events](#)


[World News](#)

[Publications](#)

[E-News Team](#)

[Information Links](#)
[Council](#)
[TIMS Home Page](#)
[Membership 2016](#)
[Our Bookshops](#)

[Click here for printable version](#)



his study on the extensive data collected by Ken Kirsopp, now held in The Mills Archive, and augmented this with even more material. The result is a comprehensive study on wind power in these two counties. In English.

116 pages, paperback, A4 in size, predominantly illustrated with historic b&w photographs.

Research Publication No 4, The Mills Archive Trust, Reading, 2016, ISSN 2051-6924. Price £ 15, available at The Mills Archive book shop, <https://millsarchive.org>.


12. **Windmills of Sussex**, by Derek Nicholas.

This is not the first book on the subject, but it certainly is the one with the most beautiful historical pictures. The mills are presented in alphabetical order. In cases where no historic picture was available, a more recent one was chosen. The descriptions contain many historic details on the mills and the millers who worked them, on festive occasions and catastrophes (like fires).

In English.

128 pages, paperback, illustrated with historic b&w photographs and some maps.

Stenlake Publishing Limited, Catrine, Ayrshire, 2015, ISBN 978-1-8403-3704-4. Price £ 20, available from the publisher, www.stenlake.co.uk.



13. **Gotlands kvarnar genom tiderna [Gotland's mills through the ages]**, by Folke Jonsson.




Around 1900, the Swedish island of Gotland in the Baltic Sea had about 450 windmills and some 75 watermills. Although there are still numerous mills on the island, only very few are in working condition. Special attention is devoted to the milling business in the 1950s in Storsudret, in the south of the island. More than 40 businesses, still operating at that time, are discussed in detail. In Swedish.

144 pages, 170 x 240 mm, hard cover.

Gotlandica förlag, Klintehamn, 2011, ISBN 978-91-86103-24-8. Price c SEK 200, available at www.gotlandicaforlag.se.

14. **Still turning. A History of Aermotor Windmills**, by Christopher C. Gillis.

The Aermotor Windmill Company, which commenced operations in Chicago in 1888, is the nation's sole remaining full-time manufacturer of water-pumping machines. The company's imprint on rural America, particularly across the West, is still visible today in the tens of thousands of its windmills that bring water to the earth's surface. Still Turning is the first book to explore



In This Issue

[Intro by our President](#)

[Society and Events](#)

[World News](#)

[Publications](#)

[E-News Team](#)

Information Links

[Council](#)

[TIMS Home Page](#)

[Membership 2016](#)

[Our Bookshops](#)

[Click here for printable version](#)

the rise of the American windmill through the experience of this important company. In English.

296 pages, in both Kindle Edition and hard cover.

Texas A&M University Press, 2015. Price around US\$ 27 / US\$ 19. Available from Amazon.

ANNOUNCEMENT No 1:

Lebendige Mühlen - instandhalten, restaurieren, weiterhin nutzen [Living Mills – Maintenance, Restoration and Further Use], by Therese Bergmann, Richard Dieckmann, Gerrit Keunen, Robert Kuttig, Felix Neuhofer, Josef Tauber and Johann Wagner.

Seven authors from Austria, South Tirol/Italy and the Netherlands joined together to write this book, in order to provide a contribution on the suitable preservation of historical grain mills. It is the first publication in Austria about the practical maintenance and salvage of mills, although the demise of the Austrian mills themselves is already quite advanced.

It would be an impossible goal to submit a complete textbook about the field of mill maintenance, and as such, the authors have followed the insights collected in the process of their own practical work with mills and have incorporated the knowledge gained from these experiences. They also mention how impressed and affected they are by the thoughts, reflections and practical solutions of their ancestors, and are convinced that their achievements could be of enormous use for those who commit themselves to the preservation of historical mills. For this reason the authors often stress the importance of the work being done by professionals in the restoration of historical monuments, using the methods of earlier millwrights. But they also present their new ideas for the use of active historical mills.

The book is divided into five chapters. A general overview of the contents is given below.

The first chapter observes how the prominent appearance of mills in the environment was finally acknowledged, only after the mills had disappeared from the villages one by one and the economic importance for the farming economy sector had declined. It proposes that modern monument preservation should support the people responsible for taking care of the historical buildings, with the help from specialists who know the right methods of dealing with the building substance.

The second chapter deals with the work done on the historical mills as a planned process. Firstly, before the practical work, is the preparation of an exact diagnosis of the present condition. The reports require executors with the necessary qualifications, no matter if these people receive compensation or not. The documentation of the planned work is a further requirement.

Also in this chapter the four main, existing mill building types are described and shown in pictures, these are:

- a) Wooden mills in the mountains, in small falling water creeks.
- b) Small, stone built, creek or house mills, usually with one or two milling places.
- c) Large, stone built mills which have both the grinding and living quarters under one common roof.
- d) Mills which are incorporated into the farm buildings of large access yards.

In This Issue

[Intro by our President](#)

[Society and Events](#)

[World News](#)

[Publications](#)

[E-News Team](#)

[Information Links](#)
[Council](#)
[TIMS Home Page](#)
[Membership 2016](#)
[Our Bookshops](#)

[Click here for printable version](#)

Chapter three presents the work done by craftsmen of traditional mill-building, with different examples. Here, the craftsmen, who are to some extent the last of their profession in their area, have their say. The focus is on the building of the wheels, with different types of water wheels and gears, both historical and newer types. In addition, the old stonework of the mills is highlighted and some techniques of wood treatment are shown in detail in a series of pictures. This is to show how those mills with the milling and living quarters of the miller under one common roof, are important cultural-historical sources, be it the dates and the initials on the wooden beams or the hidden wall paintings underneath the thick layers of whitewash.

In chapters four and five the principle of monument maintenance and protection is discussed. A restored mill must not stand still, but should be used. The protection of a mill, without a goal or reason for its existence is, sooner or later, not feasible because the cost of up-keep, to prevent huge building damage, will be more than the mill can earn. Rather, a mill must be saved as a building of value and with a potential for being used in the future. Following this principle successfully maintains a cultural landscape, which in turn reflects positively in its cost effectiveness and produces a greater value of and a self-identity for the mill.

The sustainability of mills is also discussed. The possible uses for mill buildings are limited by the architectural form. Following restoration, if a mill is used for grinding again, then no alteration of the infrastructure is necessary. Another possibility is to turn a mill into a museum. The practical realization of this is a challenge because it is a completely new usage: there would be no more grinding, but only explanations about milling in former times and the employees of the museum need to be schooled accordingly.

In German.

About 120 pages, 65 photos, in colour, soft cover. Coming out in November 2016. Available as Amazon e-book, price € 13,00 (e-book version).


ANNOUNCEMENT No 2:

Hello everybody,

Here is the announcement of a brand new publication from the Colloquium on Mills in Archaeology, held in November 2011 in the French Jura. I attended the colloquium and it was very interesting.

It is two volumes (900 pages) and includes papers on water, animal and wind powered mills.

To pre-order a copy please press [here](#) to the pdf order form, which includes details of all the themes covered by the papers.



Best wishes
Heinz Schuler

In This Issue

[Intro by our President](#)

[Society and Events](#)

[World News](#)

[Publications](#)

[E-News Team](#)

Information Links

[Council](#)

[TIMS Home Page](#)

[Membership 2016](#)

[Our Bookshops](#)

[Click here for printable version](#)

Madame, Monsieur,
Nous avons le plaisir de vous annoncer que les actes du colloque « Archéologie des moulins hydrauliques, à traction animale et à vent, des origines à l'époque médiévale » de Lons-le-Saunier sont sous presse et vont sortir dans les jours qui viennent. Cet ouvrage, de près de 900 pages, en 2 volumes, regroupe 56 contributions qui font le point sur l'archéologie des divers types de moulins.

Vous trouverez en pièce jointe le bulletin de souscription.

N'hésitez pas à diffuser cette information.

Bien cordialement,

Sylvie JURIELLI

Responsable des collections d'Archéologie

Musées de Lons-le-Saunier


CCE René Rémond

133 rue René Maire

39000 Lons-le-Saunier

03 84 86 11 73



sjurietti@lonslesauwier.fr



Please remember to send us details on the books that you would like to see here next time!

MESSAGE FROM THE E-NEWS TEAM

As you have already noticed, there are so many news from all around the world and also a big collection of new publications So, if you have new ideas, proposals, books, announcements...we expect them. Please send your e-mails to: Leo van der Drift (lvddrift@telfort.nl).



(We have used our best efforts in collecting and preparing the information published herein. However, we do not assume, and hereby disclaim, any and all liability for any loss or damage caused by errors or omissions, whether such errors or omissions resulted from negligence, accident, or other causes.)