

TIMS E-NEWS

The International Molinological Society

Spring/ Summer 2016

Issue 20

In This Issue

[Intro by our President](#)

[Agenda](#)

[World News](#)

[Requests](#)

[Publications](#)

[E-News Team](#)

INTRO BY OUR PRESIDENT

Dear TIMS Members and Mill Friends,

As a TIMS member, you received the double-size anniversary issue of our journal *International Molinology* some weeks ago, and in June/July you will receive the second double-size anniversary issue. This is simply because so many articles were received that a second anniversary issue seemed the only reasonable solution.

If you are not a TIMS member and would like to receive both anniversary issues, then you just have to become a member.

As a member, you will receive our publications, and you can participate in the Symposia and the Midterm Tours. In addition, you are granted access to the TIMS Digital Archive, which contains a wealth of molinological articles and other information.

How to become a member? Just click [here](#) to get additional information, or complete the [on-line application form](#)

Did you know that there is a [TIMS GPS Database](#), with the detailed coordinates and pictures of thousands of mills worldwide. Actually, it is the ideal tool to plan a good mill trip. Just add the following two links to Google Earth: <http://gpsdatabase.molinology.org/mills.kmz> and <http://gpsdatabase.molinology.org/nophoto.kmz> and you will have access to all these mills.

Of course, we are looking for volunteers to supply us with photos of mills of which we have no picture yet, especially of mills in the UK, Spain, France, Greece, Poland, Switzerland and North America. We just need one picture of each mill (size if possible about 500x500 pixels).

Leo, our E-News editor, would like to encourage you to send us YOUR inputs. So, if you:

- know about a new mill book, let us know.
- have made a mill trip, send us your 5 best photo's.
- have heard about a mill conference, please do inform us.
- would like to introduce a mill museum or collection, write to us.
- have news you think could be of interest to other mill enthusiasts, let us know!!!

Photos for the GPS project as well as your input for E-News can be sent to Leo at lvddrift@telfort.nl.

If you are about to write a more extensive article on mills, and would like to have it published, then you can contact Graham Hackney at grahamhackney@dsl.pipex.com. Graham is our new editor of *International Molinology*, the official Journal of The International Molinological Society.

Enjoy reading the E-News !!

Willem van Bergen

e-mail: wdvb@gmx.de

Information Links

[Council](#)

[TIMS Home Page](#)

[Membership 2016](#)

[Our Bookshops](#)

AGENDA

Conferences

20-22 May, 2016 : 10th International Molinological Conference, held at Teatro Juan Bravo in Segovia, Spain.

PRESENTATION OF THE SYMPOSIUM

The International Conferences on Molinology (Congresos Internacionales de Molinología) are the national gathering on the study of mills and other ancient machinery in Spain. Over two decades the Association for the Conservation and Study of Mills (A.C.E.M. by its acronym in Spanish) have promoted these meetings, and speakers and attendants to these conferences have gathered a wide knowledge concerning this cultural heritage.

The 10th Internacional Congress on Molinology Association and ACEM organise this conference in Segovia (Spain). The theme “cultural tourism” assigned to this congress aims to underline the value of this heritage as a source of knowledge, recreation and wealth.

TO WHOM IT MAY CONCERN

Attendance at the conference is open to all people and entities interested in the study and conservation of mills and ancient machinery. Participation may include attendance at working sessions and technical visits as well as presenting a communication or a poster.

Because of its multidisciplinary character the conference may be of interest to architects, engineers, restorers, ethnographers, anthropologists, geographers, historians and other specialists and researchers associated with ancient machinery or traditional industrial techniques.

More information and registration : <http://www.molinologia2016.es/> , e-Mail congresomolinos2016@gmail.es.

National Mill Days 2016

Saturday and Sunday 9-10 April, Portugal

<http://www.moinhosdeportugal.org/ws/>.

Sunday 24 April, Belgium (Flanders) <http://www.levendemolens.be/>.

Saturday 7 May (Saturday after Ascension Day), Switzerland

<http://www.muehlenfreunde.ch/fr/millday/index.html>.

Saturday & Sunday 14-15 May, Netherlands

<http://www.molens.nl/site/nationale-molendag/content.php?cid=317&sub=310>.

Saturday & Sunday 14-15 May, UK <http://www.nationalmillsweekend.co.uk/>

Monday 16 May (Whitsun Monday), Germany

Saturday & Sunday 21-22 May, France (European Mill Day)

<http://www.journees-europeennes-des-moulins.org/> . See also the article on the next page.

Sunday 29 May, Belgium (Flanders)

http://mfv.molenforumvlaanderen.be/?page_id=56.

Friday, Saturday & Sunday 17-18-19 June , France

<http://www.moulinsdefrance.org> .

Sunday 19 June, Denmark

<http://www.danskmoellerforening.dk/dansk-molledag>.

Regional Mill Days

Saturday 25 June, Westland Mill Day (near Delft, Netherlands)

<http://www.Westlandsemolens.nl>.

Sunday 3 July, Skåne, Sweden <http://www.hembygd.se/aktivitet/id/22884>

Sunday 2 October, East and West Flanders, Belgium

<http://www.oostvlaamsemolens.be> .

In This Issue

[Intro by our President](#)

[Agenda](#)

[World News](#)

[Requests](#)

[Publications](#)

[E-News Team](#)

Information Links

[Council](#)

[TIMS Home Page](#)

[Membership 2016](#)

[Our Bookshops](#)

WORLD NEWS

FRANCE

1966-2016 : The French Mill Federation (Fédération des Moulins de France) is Celebrating 50 Years of Mill Heritage Preservation in France.

During the 1st World War, the American artist and photographer, Herman Armour Webster discovered the windmills of northern France and the Picardie region. These were, at that time, military targets. In 1924, with the return of peace, he started taking photos of these extraordinary buildings. In 1927, François Monod, a journalist who discovered this heritage through Webster, published a fundamental article in the magazine "L'illustration". In 1928, he founded the "Société des Amis des Vieux Moulins ».



The AFAM (Association Française des Amis des Moulins) is born.

In 1965, TIMS was created by Joao Miguel dos Santos Simoes, in Portugal. Claude Rivals, Marie de Pahlen and Jean Grassin took part. Although we know Claude Rivals well, who was a good friend to many of us, we know little about the two other participants.

On the 24th April 1961, Marie de Pahlen founded, together with André Gaucheron, « l'Association des meuniers d'Ymonville » in Eure-et-Loir, whose main objective was to restore the post mill "de la Garenne" at Ymonville. A few years later, in 1977, the Regional Mill association of Beauce

(ARAM Beauce) was created and Marie de Pahlen elected president.

The renowned editor Jean Grassin was born on the 6th August 1925 in Couombs, near Nogent-le-Roi (Eure-et-Loir), and passed away on the 27th April 2006 in Auray (Morbihan). He owned the "Moulin de l'Écluse" in Chandelles on the Eure River at Couombs, near Nogent-le-Roi. After the 2nd World War, he became an editor and poet and converted his mill into his secondary residence. He spent the last years of his life in the Morbihan. Jean Grassin was the founder and president of the « Club international des propriétaires de moulins » (International Club of Mill Owners), a first association of its kind.

On returning from Portugal in 1966, Jean Grassin and André Gaucheron went to Paris to meet Georges-Henri Rivière (Paris 05.06.1897- Louveciennes 24.03.1985), a French museologist who founded the National Museum of Popular Arts and Traditions (Musée National des Arts et Traditions Populaires - MNATP), in Paris. They told him about the creation of the Portuguese National Mill Conservation Association (APAM, Association Portugaise des Amis des Moulins). Shouldn't one be created in France? Georges-Henri Rivière answered favourably to this request and charged his assistant, André Desvallées, a young ethnologist, to represent the MNATP within the new association which was named: Association Française des Amis des moulins (AFAM). It was built on the Portuguese association's model. From there, a model was created for all the regional associations which were later created in France. The F for France was replaced by the R for Region: Association Régionale des Amis des Moulins became ARAM, for example: ARAM Beauce, the Nord-Pas-de-Calais region, the Grand-Sud-Ouest, etc.

The first head office was at the Musée des Arts et Traditions Populaires, Palais de Chaillot, Paris 16th, and later moved to the Avenue du Mahatma Gandhi, also in the 16th district of Paris but diametrically opposite the first, where it subsisted from 1972 until 2005. Jean Grassin became vice president and

In This Issue

[Intro by our President](#)


[Agenda](#)

[World News](#)

[Requests](#)

[Publications](#)

[E-News Team](#)



Information Links

[Council](#)

[TIMS Home Page](#)

[Membership 2016](#)

[Our Bookshops](#)

founder of the AFAM and created the magazine Moulins de France. The AFAM was replaced in 1977 by another association la Fédération Française des Amis des Moulins (FFAM). In March 2002, after a period of stress and conflicts, the association split into two associative movements. The new federation, the Fédération Des Moulins de France (FDMF) was created, preserving the original aims of the AFAM: the study of mills (history, geography, environment, ethnology, technical etc), the protection of and restoration of mills, and the raising of public awareness and that of elected representatives, the government and local communities etc. The FDMF is the “historical channel” of the AFAM. André Desvallées, one of the founding members of the AFAM, is since 2002, Honorary Chairman of the FDMF.

In 2016 we are therefore celebrating the 50 years of our associated movement and hope many of you will join us by participating, throughout the year, to specific events to celebrate this anniversary.

Jean-Pierre Azema, founding member of the FDMF.

In This Issue

[Intro by our President](#)

[Agenda](#)

[World News](#)

[Requests](#)

[Publications](#)

[E-News Team](#)

The European Mills and Mills heritage days (Journées Européennes des Moulins et du Patrimoine Meulier) in 2016 will be held under the patronage of the Ministry of Culture and Communication.



It was only in 1995 that the older members actively established the first national mills days or opened their mills to the public for the first time.

A great initiative to promote mills, witnesses of human history!

Quick reminder: over the years, administrative restrictions to counter the effects of droughts, along with the large number of festive and family events held during the month of June, resulted in the Fédération des Moulins de France fixing the national mills' open days on the 3rd weekend of May, along with engaged partners such as the Moleriae Association, who promote millstone quarries across Europe, and France Hydro Electricité, a professional union who represent small hydropower plants.

dropower plants.

We therefore invite all those involved with mills and cultural heritage promoters to participate in the national mills days to mark the 50 years of mill heritage conservation! Our mills need the participation of all the members of our Federations' network, in order to spread awareness of the many different techniques, uses and types of mills and promote the efforts of those who undertake mill restoration projects.

Good news! In a letter dated 13th November 2015, Fleur Pellerin confirmed the support of the Ministry of Culture and Communication to sponsor these Mill days in 2016.

Thank you all for your commitment. We wish you all the best for your 21st and 22nd May 2016 event preparations!

We look forward to your input, suggestions or questions!

www.journees-europeennes-des-moulins.org

eridoro@orange.fr

Information Links

[Council](#)

[TIMS Home Page](#)

[Membership 2016](#)

[Our Bookshops](#)

UK

Ashcombe Mill, Sussex, UK, finally gets its Sweeps, by Tony Bonson, UK.

Ashcombe Windmill, on Kingston Hill near Lewes in Sussex, was a six sweep post mill built in 1828. It was destroyed during a gale in 1916, but its external appearance was well recorded in old photographs. In 2007 the owner of the field where the mill once stood received planning permission to build a replica of the mill, provided it would generate electricity. To assist with the finance of the project, accommodation



The original mill before its destruction in 1916.

was allowed to be incorporated below ground without being visible from the surrounding fields. An independent study estimated that the mill would produce a maximum of around 35 kW (45 hp) in a strong wind, which gives an annual output of around 16,500 kW hours, the electricity consumption of around 3 houses. Using the mill to generate electricity would also ensure that the mill is kept turning for some 70% of the time.

Although it is some 90 years since the mill collapsed, an archaeological dig exposed three of the four original brick foundations on which the cross trees stood, and a number of broken shutter cranks and other cast iron parts were found lying in the surrounding fields. The survival of the foundations allowed a good estimate to be made of the dimensions of the mill which are very similar to Jill Windmill at Clayton. Ashcombe mill is believed to be the work of the same millwright, Samuel Medhurst of Lewes, who also worked on Cross In Hand and Windmill Hill mills.

The erection of the frame commenced in the spring of 2009. As a six sweep mill generates 50% more horizontal load on the mill body than a four sweep mill, this, together with the ability to make better connections between the frame members, led to a decision to use a steel frame rather than a timber one.

No records have been found of the interior of the original mill and the incorporation of a generator which needs to run constantly is not readily compatible with the traditional windshaft and brake-wheel construction. The brake and other internal mechanical parts were therefore designed to use modern construction methods, although redundant



Ashcombe Mill during its re-construction. The steel framework can be seen in the mill's round-house.

industrial material has been used wherever possible.

The finished mill should be sustainable in terms of energy use as it will be an energy exporter to the national grid. The accommodation below ground level is built to "Passivhaus" standards and will therefore require very little heating. Construction materials are renewable where possible, such as softwood, and the steel is up to 94% re-cycled, although it has high embedded energy. Chalk is available on the site and has been used wherever practical, with the ground floor construction being made from chalk, thus avoiding the use of concrete, and the internal partitions made of chalk cob. The last part of the construction of this replica windmill took place in October 2015 when the millwrights who had fabricated the sweeps

In This Issue

[Intro by our President](#)

[Agenda](#)

[World News](#)

[Requests](#)

[Publications](#)

[E-News Team](#)

Information Links

[Council](#)

[TIMS Home Page](#)

[Membership 2016](#)

[Our Bookshops](#)

used a mobile crane and cherry picker to fit the sweeps to the mill. It used to be that replica windmills were only built in the Netherlands where most original mills had already been restored, but the UK is also moving into a post-restoration phase with a small number of replica windmills being built in the last few years.



The replica mill with its sweeps fitted, October 2015.

In This Issue

[Intro by our President](#)

[Agenda](#)

[World News](#)

[Requests](#)

[Publications](#)

[E-News Team](#)

SPAIN

The watermills in the historic irrigation system “Palmeral de Elche”, Spain, by Hartmut Wittenberg, Germany

E-mail: wittenberg@uni.leuphana.de

The Palmeral is the largest palm grove in Europe and the main attraction of the city of Elche near Alicante in Spain. Actually, the Palmeral is an historic irrigation system, with rows of palm trees flanking the rectangular fields serving as a windbreak and shading the cultivations of wheat, alfalfa, fruit trees and vegetables. The system was mainly developed during the Islamic period and then maintained after the Christian Reconquista in 1265, until recently. The main canal Acequia Mayor supplied irrigation water from the Vinalopó River which was then distributed through secondary canals. Due to topography,

the canal must overcome a number of vertical drops where hydraulic energy had to be dissipated. Besides drop structures, watermills fulfilled this task, generating at the same time water power for flour production (Fig. 1). Upstream of each mill is the head-

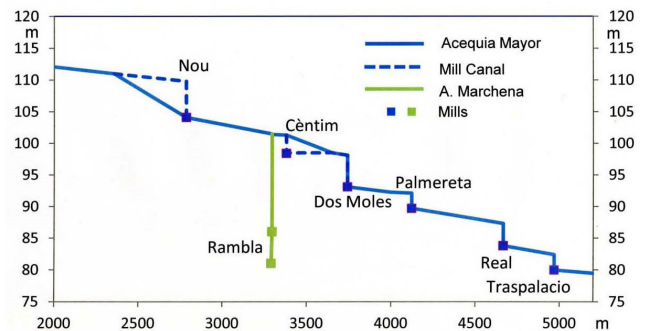


Figure 1 Longitudinal section of the upper part of the Acequia Mayor with the sites and falls of watermills.

race which fills the penstock, a vertical drop tower (Fig. 2). These towers had hydraulic heads between 2 and more than 15 meters in height. From the base of this penstock, a funneled conduit with a nozzle forms a jet of water which hits tangentially onto the curved blades



Figure 2 Remains of Rambla mills. Right: the penstock (pressure shaft) of the upper mill. The contours of the former mill houses, of the wheels and the penstock of the lower mill are sketched.

Information Links

[Council](#)

[TIMS Home Page](#)

[Membership 2016](#)

[Our Bookshops](#)

of the wooden, turbine type horizontal waterwheel, turning it due to the forces of momentum and diversion. The vertical shafts of the wheels passed through the ceiling of the wheel chambers and the bed stone connecting directly to the runner stones.

The watermills, which were built since the Islamic era, operated until the past century and were then abandoned or converted to other uses. There were some descriptive publications and documents dealing with the mills, however, a technical survey and an interpretation were missing. A Spanish-German team explored the remains of 11 watermills and determined the dimensions and technical parameters. The observations allowed conclusions on flows, mill characteristics and operation, power yield and flour production. The report (Meléndez et al. 2015) is intended as a base for further research or restoration and the preservation of the memory of the technical heritage. A bilingual publication (Spanish-German) has just been published:

Wittenberg, H., Navarro Pedreño, J., Meléndez-Pastor, I. 2016, Die Wassermühlen im Bewässerungssystem des Palmeral de Elche, Spanien / Los molinos de agua asociados al sistema de riego del Palmeral de Elche, España. Schriften der Deutschen Wasserhistorischen Gesellschaft DWHG, Siegburg, Germany, ISBN 978-3-86948-475-4

Reference:

Meléndez-Pastor, I., Navarro Pedreño, J., Wittenberg, H., 2015, Watermills in the historic irrigation system “Palmeral de Elche”, Spain – an example of early hydro-power exploitation. *Water Science & Technology: Water Supply*, 15.5, 1140-1131.

ITALY

Emperor Nero’s revolving dining room, by Christian Porcher.

Recently I received an article on an archaeological finding in Rome in 2009. A French-Italian team of CNRS excavated the so-called “revolving dining room” (or “Cenatio rotunda”) at Nero’s palace on the Palatine Hill. This finding seems to prove that as early as the 1st century AD it was possible – and realistic – to build a large floor (Ø 8 metres or more?) that could revolve by the power of water! Curious? Then check out this video, giving an impression of how it could have been:

<https://lejournal.cnrs.fr/videos/incroyable-salle-a-manger-tournante-de-neron>
(English version available!)

[Note from the editors:]

This notice sent in by Mr Porcher certainly roused our interest and the evidence presented in the video is both intriguing and very compelling. The arrangement of shallow hollows with linings of clay could indeed be for some kind of ball bearings which would facilitate the motion of a platform or in this scenario a floor. The other features highlighted – the calcareous deposits on stones indicative of water and the vertical groove with remains of iron fittings set into the wall – allow for the reconstruction of a drive mechanism powered by water. The proposed reconstruction for the machinery is open to debate, indeed the video includes various drawings, and you can enjoy turning this engineering puzzle over in your minds.

No matter what the actual floor looked like or how it was rotated, the conclusion that the structure unearthed is the famous dining room of Nero’s palace is very exciting.

The website Ancient Origins also has an article about the discovery for those of you who are interested:

<http://www.ancient-origins.net/news-history-archaeology/revolving-dining-room-emperor-nero-s-luxurious-palace-really-existed-001824>

In This Issue

[Intro by our President](#)

[Agenda](#)

[World News](#)

[Requests](#)

[Publications](#)

[E-News Team](#)

Information Links

[Council](#)

[TIMS Home Page](#)

[Membership 2016](#)

[Our Bookshops](#)

REQUESTS- INFORMATION

A Proposal for An International Miller's Training, by Peter Riggers, Netherlands.

1. Introduction: The reason for the proposal.

One of the reasons for attending a TIMS activity is the pleasure of meeting a lot of people from many countries who all share an interest in mills. For me personally, the Symposium in Sibiu was a tremendous experience. It was not only the visits and research in situ of a great many watermills that I enjoyed immensely, but also the many presentations about a wide range of subjects.

I missed one topic though, the training of millers. After making some inquiries I got the impression that The Netherlands is almost the only country that provides training courses, one for operating a windmill and a separate one for a watermill. In Flanders there is a similar course for operating a windmill, just a little shorter and simpler, and when you pass the exam you are also qualified to operate a watermill. There are also some places in Germany that have a few training initiatives. Apart from these areas, I did not find anywhere else that has a proper miller training. This probably explains why, in the countries of Europe where I have been, and that includes all countries except Moldova, Ukraine and Belarus, most of the mills look quite neglected, and in effect are. Even if they are restored, they are back where they started within a few years. No maintenance, or incorrect maintenance, is done but most importantly they are not operated.

This situation led to the idea, and I am sure I am not the only one to have thought so, to set up some sort of international miller training. Whether it is impossible or achievable, it is in any case a very interesting proposal to put forward. Perhaps the training currently given in The Netherlands can serve as a foundation. With this thought the following article intends to present a small sketch of the Dutch mill courses, including their goals.

This is written with some trepidation, not arising from false modesty but from a remark made at a Romanian watermill by a miller's wife, the 6th generation of millers working continuously at a watermill, in this case a textile mill. When she heard that my son Daan trained in operating a windmill, and that there is a separate training to operate a watermill, she was very surprised and said something like "a training can be useful, but if you do not work the mill frequently yourself it is a waste of time, because that is the only way to learn the job."

2. Background to the development of the mill operation training courses in The Netherlands.

A short history of mills in The Netherlands

Like many places in the world, in the past there were thousands of windmills and hundreds of watermills in The Netherlands. Windmills started to appear at the end of the 12th century. Watermills, including a few boat mills, were already in use several centuries earlier, as corn mills. The oldest attested watermill at Nuenen dates back to 760 AD. Initially windmills only served as corn mills, then in the 15th century wind driven drainage mills were introduced. They drained the low lying lands in the west of the country, and even reclaimed lakes to make them into farmland for the need of the growing population. In the late 15th century, the wind driven saw mill was developed at Zaandam, making it possible to cut an entire trunk into boards in a single passage. This was of great importance to the ship building industry. Simultaneously the paper industry started from 1592 onwards when the first horse mill for paper making was established.

Major industries arose with the factories being powered by wind and water mills, not only in The Netherlands, but all over the world. Then, due to the advancement of technological developments in the 18th, 19th and 20th centuries, steam and later electricity came forward as motive powers, superseding wind

In This Issue

[Intro by our President](#)

[Agenda](#)

[World News](#)

[Requests](#)

[Publications](#)

[E-News Team](#)

Information Links

[Council](#)

[TIMS Home Page](#)

[Membership 2016](#)

[Our Bookshops](#)

and water.

Mill preservation and the introduction of miller training

In The Netherlands a number of people realised that as more and more mills were closed and demolished, if this situation continued, within a very short time there would be nothing left. In 1923 the society De Hollandsche Molen was founded. From then on until today this society managed to save many mills from demolition, having them restored and even their sails turning every now and then. However, it was soon realised that mills standing idle are also subject to decay. The question was how to proceed?

Again there were a number of people who joined forces and they came to the conclusion that the few remaining professional millers could not possibly convey their knowledge adequately to a sufficient number of

people. In 1972 the Guild of Voluntary Millers was founded with the aim to run mills by trained volunteers, sufficiently qualified to operate them. In addition, they had to be able to do light maintenance work themselves and/or to indicate that maintenance by a professional millwright was needed. And thus a thorough miller training became a fact. The exams were taken under the auspices of De Hollandsche Molen.



Putting on the sail cloth while the supervisor is watching (Photo by Erik Stoop, Cabauwse Molen).

3. An outline of the training course.

It sounds easy, but you have to bear in mind that the volunteers have different backgrounds, with different levels of education and work experiences. Many become volunteers after having ended an active career and are attracted to working at a mill. The knowledge transferred during the training has to be such that, once qualified, the miller is able to extend his knowledge and



Learning to fasten the sail cloth at night (Photo by Erik Stoop, Cabauwse Molen).

learn more from the experiences of fellow millers. A basic curriculum was developed, that included not only theory but also the practical aspects such as getting the ropes into your hands, noticing the changes in the sky and feeling the wind throughout the year, all of which are equally important. The first textbook, divided into 14 chapters was published in 1973. It was written in such a way that not only the knowledge of the author, but also his enthusiasm for the trade was clearly expressed. Nowadays the textbook comes in two binders, the content being organised so that it is not just a textbook but also serves as a reference guide. Apart from this basic textbook, a number of general mill books also have to be studied.

Usually theory lessons take place on evenings, while on Saturdays practical training takes place in small groups at a mill, given by an instructor who is an experienced voluntary miller. Their task is to teach the trainee the practical skills, but to also discuss with him/her the theory in-depth. The practical training at the instructor's mill takes at least 100 hours and a full year round in order to experience all kinds of weather. Apart from that, the trainee has to work at least 50 hours on a number of other mills in order to get acquainted with different mill types and functions. To obtain the certificate for wind miller, one must take two types of examinations.

In This Issue

[Intro by our President](#)

[Agenda](#)

[World News](#)

[Requests](#)

[Publications](#)

[E-News Team](#)

Information Links

[Council](#)

[TIMS Home Page](#)

[Membership 2016](#)

[Our Bookshops](#)

1.a regional examination: in the region where one has done one's training. A regional exam committee will judge the required skills.

2.the national examination: half a year later this exam is done under the auspices of De Hollandsche Molen.

Until 1996 windmillers who had passed their exams were also qualified to operate a watermill. Since then however, a separate training for watermill millers was introduced which does more justice to the specific requirements for these mills. There is no need to know everything about the weather and how the wind can behave, but instead knowledge about different types of waterwheels, their turning speed etc. is learnt. The examination for water mills also takes place in two steps, but the regional exam is set up differently. The certificate allows one to operate all water driven mills in The Netherlands, provided the owner gives permission.

The textbook's content

Within the limited space here it is not possible to discuss the content of the textbook in detail. Instead, the titles of the chapters are listed in order to give an idea.



Pulling the brake rope (Photo by Erik Stoop, Cabauwse Molen).

In This Issue

[Intro by our President](#)

[Agenda](#)

[World News](#)

[Requests](#)

[Publications](#)

[E-News Team](#)

Chapters windmill course

- 1.preface
- 2.Introduction
- 3.List of literature

- 4.Which types do we know

- 5.The mill building, construction of different windmill types, luffing gear, mill yard and gallery
- 6.Machinery, shafts and spindles, sails/sail cross, gear wheels and brake
- 7.Practical skills, operating, stopping and securing a mill, simple maintenance
- 8.The weather, the atmosphere, wind, clouds and their influences on the mill
- 9.Setting, elements around the mill that influence its functioning and access of the wind
- 10.Safety at windmills and watermills for visitors and millers
- 11.The drainage mill
- 12.The corn mill
- 13.The hulling mill
- 14.The oil mill
- 15.The saw mill
- 16.The paper mill
- 17.The water driven mill
- 18.Questionnaire

Chapters watermill course

- 1.Introduction
- 2.Modules watermill training
- 3.Watermills in The Netherlands
- 4.Safety at windmills and watermills
- 5.Turbine driven mills

- 6.Machinery, gear wheels

- 7.The watermill and its parts, greasing and lubricants, iron and steel, wood.
8. The mills of Limburg

9. Corn mills

10. Setting of the watermill

11. Singraven saw mill
12. The corn mill
13. The hulling mill
14. The oil mill
15. The saw mill
16. The paper mill
17. The water driven mill

Information Links

[Council](#)

[TIMS Home Page](#)

[Membership 2016](#)

[Our Bookshops](#)

The above illustrates that the textbooks have a lot in common. The differences

are mainly found in the chapters on the weather and the sail systems in the windmill course, and in the chapters on the waterwheels, turbines and water supply systems in the watermill course.

4. Conclusion.

We may conclude that thanks to the skilled operating carried out by voluntary millers, the mills in The Netherlands are generally in good condition. They contribute to the cultural awareness of the Dutch people and Dutch culture in general. It would be a good thing if this consciousness was felt throughout Europe and even worldwide. The Netherlands (and Flanders) show that it can be done and is very much worthwhile. Our beautiful mills, both wind and water driven, are worth preserving as part of our cultural heritage. In order to make this into a success, trained and experienced millers are needed who can maintain the mills in good condition after restoration, by dealing with them skillfully and respectfully.

The idea to establish an international miller training is worthy of exploration!



Learning how to make a secure knot (Photo by Erik Stoop, Cabauwse Molen).

In This Issue

[Intro by our President](#)

[Agenda](#)

[World News](#)

[Requests](#)

[Publications](#)

[E-News Team](#)



Miller Trade becomes Intangible Heritage.

The miller's trade will be nominated as Intangible Heritage. The Dutch Minister of Education, Culture and Science, Mrs Bussemaker, has decided to propose this trade to UNESCO. She announced this on 25 November 2015 during a visit to a chalk crushing mill D'Admiraal in Amsterdam.

It is the first time that The Netherlands are nominating a trade for the Representative List of Intangible Cultural Heritage of UNESCO. At the moment, several mill organisations are working together on the nominating report that will be presented to UNESCO in the Spring of 2016.

It is important that in future we can still enjoy these dynamic monuments in working order. By nominating the trade of miller to UNESCO, the knowledge of how to work a mill will not be lost for future generations and The Netherlands will remain the mill country "par excellence", so the Minister said. (Press release De Hollandsche Molen).

A letter from Finland

In January, we received a letter from Kirsti Horn, retired senior lecturer of Novia University of Applied Sciences, in which she draws our attention to the forgotten windmills of Finland. She wants to share with you her plans for doing research as well as for their rescue. And she would like to get in touch with anyone who might be able to assist her. Kirsti writes:

" ... Above all, my aim is to save the Finnish windmills. The number seems to be decreasing. It is only natural that wooden buildings deteriorate but it is of course, possible to avoid this through regular maintenance. This, a practical owner's manual, is one important goal of my study. Nearly half of the Finnish mills are owned by private people to whom they are an economic and practical burden even if they generally are objects for pride. The other half are museum mills, ... and not always in good condition either.

The second goal is to awaken the authorities to protect the mill through regulations in land use planning which is the main tool for rescuing buildings in Finland. My plan is as follows:

Information Links

[Council](#)

[TIMS Home Page](#)

[Membership 2016](#)

[Our Bookshops](#)

Phase 1

To build up a database with all historic windmills in Finland with two aims in mind:

- To document the present situation in more detail than is obvious from my inventory (which is a summary of the information I could obtain from the regional museums);
- To document not only the structures and machinery and their present state of repair, but also the history of each mill.

Phase 2

To write – specifically for mill owners – a general specification for the repair and maintenance of windmills.

Phase 3

Finally, on the basis of all this, it should be fairly easy to write a book about the subject i.e. an overall review of the history of windmills in Finland and the survived mills, their protection and maintenance.

... Thanks for reading this long epistle. I look forward to any advice I can get.
Yours, Kirsti”

These ambitious plans certainly deserve our support. If you think you can contribute, especially re. Phase 1, or just want to get in touch, please write to Kirsti Horn, kirsti.horn@gmail.com.

Kirsti also created a website at <http://www.sustainableheritage.eu/windmills-in-finland/>. And last but not least, she wrote an interesting report on Windmills in Estonia, Finland and Sweden, Sustainable Heritage Report No. 7. It is available online at <http://www.sustainableheritage.eu/report-no-7/>.



Hollow post mill at Vikelä farm, Ylöjärvi (Pirkanmaa). Picture 2011, but since restored (Photo Leo van der Drift).



Post mill “Saaninveden mylly”, at Ilsojoki, Pihtipudas municipality (Keski Suomi), having lost its sails (Photo Leo van der Drift, 2011).

In This Issue

[Intro by our President](#)

[Agenda](#)

[World News](#)

[Requests](#)

[Publications](#)

[E-News Team](#)

Information Links

[Council](#)

[TIMS Home Page](#)

[Membership 2016](#)

[Our Bookshops](#)

A working saw mill on Åland !

We remain in Finland for a while. Did you know that since 2014 there is a working wind-driven saw mill there? Interested? Then check out these videos on YouTube :

<https://www.youtube.com/watch?v=cyrTkbvleIo>

<https://www.youtube.com/watch?v=lZp19-xIeP4>

The second one is the better one, showing you in about 30 minutes how to make a beam out of a pine tree trunk by passing it four times through the saw.

These videos of Lumparby saw mill on Åland were kindly brought to our attention by Mr Erkki Härö of Espoo/Finland. Many thanks!

The post mill at Chorzów Ethnographic Museum, Poland, turns its sails!

I'm writing to you 'because I'd like to proudly announce that finally we have our windmill working with the use of wind. As a proof I have only two short movies, but hopefully we'll be able to run our windmill more often ;) Below you'll find two movies – one from outside and one from inside. In the movie from outside you'll see sails running much faster, 'cos wind was stronger while we were filming it. Next step for us is to produce some flour – and I really believe that this is possible.

<https://www.youtube.com/watch?v=bF11ToSBLRo>

<https://www.youtube.com/watch?v=82kZOoVyyUc>

<https://www.facebook.com/SkansenChorzowPW/?ref=hl>

In This Issue

[Intro by our President](#)

[Agenda](#)

[World News](#)

[Requests](#)

[Publications](#)

[E-News Team](#)

Best regards, Pozdrawiam,
Paweł Roszak-Kwiatek
Dział Edukacji i Popularyzacji
Muzeum „Górnośląski Park Etnograficzny w Chorzowie”
ul. Parkowa 25 41-500 Chorzów
tel. +48 32 241 07 18 W. 224
All pictures by the author.



Interview with Maria Asikainen, by Ranko Veuger, Netherlands.

The miller's training in the Netherlands is renowned worldwide. It is organised by Het Gilde van Vrijwilige Molenaars, the Guild of Voluntary Millers; a national organisation with provincial branches. In the branch of the Province of Noord-Holland we have a sort of tradition of having trained some foreign mill enthusiasts in the past, for example well-known TIMS member Alisa Crawford from Holland, Michigan, and Chris West, an expat from Vermont (USA) who lived in the Netherlands for some years. At the moment we have another special miller-in-training in our midst, Maria Asikainen, 24 years old, from Finland. Not yet a member of TIMS but who knows. On a mild Saturday in January, Maria came to experience a working oil mill. While having lunch in the so-called 'hut' or miller's canteen, I had the following interview with her.

Q: How did you become interested in mills?

It's really a long story, but a long time ago in Finland I saw a documentary on television about a Dutch man who lived in a windmill. It was a drainage mill, I think. Then, years later, I came to work as an au-pair in the Netherlands. My

Information Links

[Council](#)

[TIMS Home Page](#)

[Membership 2016](#)

[Our Bookshops](#)

In This Issue

[Intro by our President](#)

[Agenda](#)

[World News](#)

[Requests](#)

[Publications](#)

[E-News Team](#)

Information Links

[Council](#)

[TIMS Home Page](#)

[Membership 2016](#)

[Our Bookshops](#)

host mother used to buy flour and bread from a windmill.

I like baking so I had taken a course in bakery when I still lived in Finland. From my host mother I heard they are looking for volunteers at the local windmill and so I went to ask if I could volunteer. They thought I wanted to help in the shop. But I was actually more interested in the grinding process and the mill itself. So a week later I started helping the miller instead of working in the shop.

Q: *why did you come to the Netherlands?*

During my study I met a Dutch guy who soon became my boyfriend. I wanted to live closer to him so I decided to go and work as an au-pair, first in Belgium and then in the Netherlands. Soon there was no more a Dutch boyfriend but I liked it so much here that I wanted to stay longer.

Q: *I hear you speak very good Dutch, how did you learn it that quickly?*

I learned it mainly at the mill because the miller there does not speak English at all. Thanks to the Dutch boyfriend I used to have, I already knew some Dutch so it was easier to start communicating in Dutch than try to teach Jos, the miller, some Finnish. At the host family, for who I still work some hours, I only speak Finnish because the family is half Finnish-half Dutch. I also teach Finnish at the Finnish school of Amsterdam twice a month so the mill is the only place where I actually have to use Dutch. My Finnish friends already even say that I have a Dutch accent!

Q: *You also follow the theoretical course and the weather course which are given in Dutch, is that not very difficult?*

Sometimes it goes a bit too fast but generally I have no problem following the lessons because they're supported with Power Point presentations and I have plenty of books at home where I can look it up.

Q: *How much time do you put in the millers education? How long does the training take?*

About thirty hours a week. I work at De Zandhaas [at Santpoort, near Harlem] for 20 hours per week, which is a paid job. The other 10+ hours per week I spend at others mills or in the theory books. I intend to finish the training in about 2 to 3 years.

Q: *What are your plans for the future? And regarding the miller's certificate?*

Building or restoring a mill in Finland. And until that has happened, I probably stay in the Netherlands. Maybe I can get a full employment at De Zandhaas, or at some other mill, that would be great.

Q: *What do you know about mills in Finland? Are there many? And in your home town?*


There are still 550 windmills in Finland, but none of them is in working condition. And of course there are also watermills but I'm more interested in wind power. At end of nineteenth century there were about 20,000 windmills in Finland, now there's some 550 left, of which 200 are on Åland. There is an industrial corn windmill in Turku. It's called 'Samppalinnan Mylly' which means the mill of Samppalinna and it's about 2 hours by car from my home town. I visited it last year and also called the provincial museum. I told them I'm a miller and asked for more information about the mill but they were laughing and told me that wind millers do not exist anymore.

Q: *What do you like the most about milling?*

Most of the mills are very old and authentic, that is what I like about them. And working with old techniques, they are much more interesting than modern ones.

Q: *What do you do when you are not milling?*

Two days a week, when I'm not milling, I work as a nanny. In my free time I like to dance and bake cookies and sometimes also Finnish cheese bread. Oh, and I also like all kinds of handcrafts, especially drawing mills, of course :-).



Maria at the flour chute in cornmill De Zandhaas at Santpoort. Photo taken by Jos Kors, miller of De Zandhaas

Q: *Maria, do you know about TIMS? The International Molinological Society?*
Yes, I have heard of it. I even printed out the mill dictionary to explain the mill words to friends and, of course, to the visitors we have at the mill, because our miller doesn't speak any English. I even found out that there is no TIMS contact person in Finland. There is nearly no information about mills to be found in Finland, and I only found one website www.sustainableheritage.eu/tuulimyllyt/

Q: *Can we expect you to become a member of TIMS in the future?*

I have almost sent an application a couple of times already but I found it difficult to find my way through the website. I'm quite sure I can't avoid becoming a member so it's just the matter of time when I get the form filled.

News from Lille Mølle, by Susana Louro, Denmark.

In This Issue

[Intro by our President](#)

[Agenda](#)

[World News](#)

[Requests](#)

[Publications](#)

[E-News Team](#)


Lille Mølle, a lovely and picturesque watermill situated between Ørbæk and Refsvindinge on the Danish island of Fyn, was for decades in the possession of and cared for by one of TIMS' founding fathers, Anders Jespersen. After his death, the mill and accompanying buildings were sold and went through a difficult time because of lack of maintenance. Since a few years, the mill has new owners who put a lot of effort into making the necessary repairs and bringing the mill complex back to life.

Last September, Susana Louro visited Lille Mølle and reports: It was a beautiful sight seeing the wheel turn again and the new owners seem determined to raise DKR 2,500 000 to restore both the interior and exterior of the mill!

Apart from an arts & crafts shop, the owners now also run a small B&B in one of the adjacent buildings. Worth the detour!

Susana took a lot of photographs which she would like to share with you.

For more information, please visit <http://lillemolle.wix.com/lillemolle>.



Information Links

[Council](#)

[TIMS Home Page](#)

[Membership 2016](#)

[Our Bookshops](#)



We travel to Majorca on a regular basis and have been doing this for many years now. Most of the time during our vacations on this beautiful island is spent documenting the remaining windmills. We are also searching for literature and data on their history. The most interesting aspect is to see the condition of the mills visited and to compare it with previous years.

Moli d'n Sopa

In 2003, Louis Blom wrote an article about the "Origin of the Malta Windmills". This article was published in IM, No. 66. One of the pictures in the article showed the Moli d'n Sopa – please see the reproduction of the same postcard from my collection (Fig. 1). The mill is located near Manacor, on the road from Manacor to Porto Cristo.



Fig 1. Moli d'n Sopa, Manacor. Postcard c1970, author's collection.

We have visited Moli d'n Sopa several times, and again on a round trip during our holiday in July 2015. When we arrived at the mill, we found a nice restored building which is part of a site that includes a restaurant and a candle wax museum. I searched for more information and contacted the

local government who posted some information. The Moli d'n Sopa is one of 40 windmills for grinding flour which existed in the town of Manacor and which is preserved. The exact date of these mills construction is unknown. Historical records from 1685 confirm the existence of a Pastor family, (whose nickname was Soup), who in the nineteenth century had links with the trade of milling and mill products.

In the 1920s, the Moli d'n Sopa was still an operating mill. In 1963 it was restored using parts from other mills, and became a restaurant (Fig 2). In recent years, the mill was damaged by a fire in the mill tower which started as a result of lightning.



Fig 2. Moli d'n Sopa, Manacor. Author's photograph, 2004.

With the intention of recovering the traditional look of the mill, on 6th July 2010, the Council of Mallorca signed an agreement with the Duran family, the owner of this unique asset, to carry out the restoration. The agreement comprised the following aims:

- Elimination of all modern additions added to the mill during the past centuries.
- Reconstruction of the tower and the roof.
- Traditional materials must be used for the restoration of the mill machinery and the cap.
- The goal is that the mill can be fully operated again to produce flour.
- An exhibition of parts of mills and milling tools is housed in the mill as well.

The restoration work began in February 2012 and was completed in October 2013 (Fig. 3). The total budget was 158,200 Euros.

A very nice brochure about the mill was published.

The Mills of Porreres

Another windmill which was restored recently is the Moli d'en Donzell at Porreres (Fig. 4). The restoration began in November 2011 and was completed in February 2013. The mill is a private property.



Fig 3. Moli d'n Sopa, Manacor, after the 2012-2013 restoration. Author's photograph, 2015.

Fig. 4. Moli Donzell, Porreres, restored 2011-2013. Author's photograph, 2015.

In This Issue

[Intro by our President](#)

[Agenda](#)

[World News](#)

[Requests](#)

[Publications](#)

[E-News Team](#)

Information Links

[Council](#)

[TIMS Home Page](#)

[Membership 2016](#)

[Our Bookshops](#)

From the local government I got the following information about the mills of this area:

In the Municipality of Porreres there are 36 mill towers, and we know of another four that were demolished. Ten of these mills are located in the center of the town, and the others are located outside the town. Almost half of them are now residential homes, while 10, mainly outlying mills, serve as a storage space and a further 7 are completely deserted.

The architecture of most of the mills consists of a tower with a base. This base may be round, square, polygonal, hexagonal, rectangular or trapezoidal in shape. Six of the mills are built without any base.

In some, such as in the Molí des Pont or in the Molí de Son Gornals, there are still millstones. But most of the mills have no remains of the machinery.

Concerning the construction data of the mills at Porreres, the Molí d'en Recó dating from the 17th century is the oldest. The majority, however, were built in the 18th and 19th centuries and abandoned in the early 20th century.

Of the 36 buildings the highlights are the Molí d'en Tofol and Molí d'en Donzell in the town center, and the Molí des Recó, Molí de Son Mora, Molins de Ses Talaies, Molí de Son Gornals and Molí de Son Porquer outside.

These mills are an invitation to me to come back and see them during the next trip.

In This Issue

[Intro by our President](#)

[Agenda](#)

[World News](#)

[Requests](#)

[Publications](#)

[E-News Team](#)

New projects at the Mills Archive

Most of our readers will know of the Mills Archive Trust in Reading, England. The interesting thing is that they don't just keep the archive and wait for you to visit, but they also run projects with the material they have been given, thus actively encouraging and gaining an interest in mills by both young and old, and promoting the Archive and the material they are holding. An example in case is the project "From Quern to Computer", for which they received a grant of £68,200 in 2015 from the Heritage Lottery Fund.





Illustration from the brochure "Quern to Computer".

From the press release: this project focusses on telling the fascinating story of flour milling, from its ancient origins in 6,000 BC up to the present day and large computer-driven roller mills.



Victoria Flour Mills, Great Grimsby, Lincolnshire, a roller mill plant.

Another major project that was started in 2015 is the setting up of the world's first roller flour milling archive. From the introductory brochure: Roller flour milling is an area often neglected by traditional mill people, partly because of the complexity of flow charts involved and because the mills are not as romantic to look at as a windmill or a country watermill. Nevertheless they have a fascinating history of their

own. The Archive has therefore taken on the responsibility to collect, preserve and to make roller milling records freely available to the public.

Interested? Please visit www.millsarchive.org for the latest information. They also run an interesting book shop!

Information Links

[Council](#)

[TIMS Home Page](#)

[Membership 2016](#)

[Our Bookshops](#)

Persian Windmills

It is widely accepted that the oldest windmills in the world were not in England, France or Flanders, but in the border region of Iran and Afghanistan. These horizontal or “Persian” windmills were studied in detail by Michael Harverson, and the results were published by TIMS in 1991. (Bibliotheca Molinologica, publication No. 10).



TIMS member Christian Porcher found two movies on YouTube in which these fascinating mills come to life. The first and most interesting is “The Old Windmill – The windmills of Nashtifan” by IWCS. We get to know Haj Ali Mohammad Etebari, the last miller at Nashtifan, speaking about his mill and his work. We see the mill from both the outside and inside. The film runs for 5mins. 45s and is translated into English.

See <https://www.youtube.com/watch?v=WCO117ZJyY>.

The second one, in two parts, is much shorter. It is entitled “The world’s oldest windmills in Iran still working”. It was also shot in Nashtifan, near Khaf. It shows the mill from the outside running quite fast.

See <https://www.youtube.com/watch?v=vNp2C8IWOKY> (part 1) and <https://www.youtube.com/watch?v=lhjww8FBsZk> (part 2), and enjoy!

In This Issue

[Intro by our President](#)

[Agenda](#)

[World News](#)

[Requests](#)

[Publications](#)

[E-News Team](#)

One hundred years of Windmill Stamps

Under this heading, Pedro López-Pintor Díaz-Galiano composed a 76 page catalogue of windmill stamps, from Aden to Yemen P.D.R. The pdf can be found here:

http://burgzt.brigin.lt/pasto_zenklai/katalogai/Catalogo%20De%20Sellos%20De%20Molinos%20De%20Viento%20-%20Windmills%20On%20Stamps.pdf.



Drax Hall sugar mill, St George, Barbados



Steenvoorde post mill, Nord, France



Information Links

[Council](#)

[TIMS Home Page](#)

[Membership 2016](#)

[Our Bookshops](#)

Mill links, mostly from the UK, received from William Hill, Doc file with links from William Hill can be seen [here](#).

PUBLICATIONS

Book Corner, by Leo van der Drift.

Rectification

In the last edition of E-News, the publication Lexikon der Mühlenkunde. Technik - Geschichte - Kultur, by Berthold Moog was presented (No. 8). The author has informed us that the price we quoted is incorrect and should be 35 Euro. This price includes postage. Copies can be ordered from the author at

b.moog@vtxmail.ch.

Important: The idea of this section is that our readers share information on newly published work. If you come across an interesting publication, please send us the details so that we can put it in the next issue of E-News. We do not require full reviews, just a few lines about the content and details of the book and how to order it. Thank you for your collaboration!

We have again selected a number of recently published mill books. This time the emphasis is on western European books. Please note that prices are indicative and postage comes extra.

1. Die Mühlenkaskade von Ephesos.

Technikgeschichtliche Studien zur Versorgung einer spätantiken bis frühbyzantinischen Stadt, by Stefanie Wefers with contributions from Richard Brüdern, Anja Cramer, Guido Heinz, Tatjana M. Gluhak, Fritz Mangartz, Kuno Menchen, Cees Passchier, Gül Sürmeli-hindi and Alice Waldner.

The water-powered workshop and milling complex in the so-called Terrace House 2 in Ephesos, Turkey, is one of the largest known workshops using waterpower in Late Antique and early Byzantine times. Eight waterwheel races, each with one associated mill room or workshop, are preserved. Over a distance of ca. 100 m there is a difference of 30 m in altitude from the topmost point, which is the storage reservoir SR31, and the lowest waterwheel, which is located between Oktogon and Heroon. Seven of these water-wheels powered millstones to process cereals. The eighth water-wheel powered a stone sawing machine, cutting four stone slabs at the same time.

129 millstone fragments were archaeologically documented and geochemically analysed to determine their origin. Multiple construction periods could be identified through a detailed analysis of the features, coins, and ceramics. Two different waterwheel types were used which can be reconstructed from the well preserved wheel-races with sinter showing scratch marks from the wheel rims. Last but not least, the milling complex is analysed in relation to the immediate surroundings of the city of Ephesos. In German, with English summary.

A full review was published in International Molinology, No 91 (December 2015), on p. 94.


424 pages, hard cover, size 30x21 cm, 191 illustrations in b/w, 106 excavation drawings (41 in colour) plus 6 large size separate drawings.

Monographien des Römisch-Germanischen Zentralmuseums 118, Mainz, 2015, ISBN 978-3-88467-222-8. Price 75 EUR, available at www.amazon.de.



2. Traditional Milling Technology in the English Cement Industry 1796-1899, by Edwin A.R. Trout.

This paper was awarded the First Prize in the second biennial Mills Archive Research Competition held in 2014. It explores the early technology of cement milling, a neglected aspect of the history of the cement industry and of molinology as well. Both wind and water power was used in this industry. Interestingly, the rough material always had to be milled twice before the finished product was ready. It concludes with the replacement of traditional millstones by modern ball mills and tube mills in the 1890s.



54 pages, paperback, with many illustrations in b&w.

The Mills Archive Trust, Research Publication 3, Reading, 2015. Price £ 10, available at The Mills Archive Online Shop www.millsarchive.org/shop.

In This Issue

[Intro by our President](#)

[Agenda](#)

[World News](#)

[Requests](#)

[Publications](#)

[E-News Team](#)

Information Links


[Council](#)

[TIMS Home Page](#)

[Membership 2016](#)

[Our Bookshops](#)

3. **Windmills of Norfolk**, by John Ling.



In this book the author presents a selection of Norfolk windmills, both surviving and now lost. The most interesting examples are discussed in the following chapters: Surviving Tower Corn Mills, Tower Windpumps, Rare and Unusual Mills, and last but not least The Lost Giants (Norfolk's largest demolished and truncated mills). It is not an extensive inventory, but instead describes in detail the most special windmills in the county.

96 pages, paperback, with illustrations in sepia and colour. Amberley Publishing, Strout, Glouc., 2015, ISBN 978-1-4456-5377-8. Price £ 14.99, available at www.amazon.co.uk

[co.uk](http://www.amazon.co.uk)


4. **Die Britzer Mühle, ein technisches Denkmal mit bewegter Geschichte**, by TIMS Council member Gerald Bost.

TIMS Council member Gerald Bost has been active at the Britzer Mühle in Berlin since the late 1980's when he took the voluntary miller training that is offered there. In this book about "his" windmill, the author takes us chronologically through the different periods in its existence. The mill operated until c1953. Its rescue came with the plans for the Bundesgartenschau (garden exhibition) in 1985, in which the mill was included. In 1988, a formal Mill Group was established that brought new life into the mill.

Grinding, training of voluntary millers, all kinds of activities and festivities, and even getting married, it all takes place at the Britzer Mühle! In German.


112 pages, paperback, richly illustrated in b&w and colour.

Edition TERRA, 2015, ISBN 978-3-942917-24-7. Price 19,80 EURO, www.terra-press.de




5. **Menen, Molen "De Goede Hoop"**, by Luc Desloovere.

A well-produced monograph about "De Goede Hoop", a tower mill with reefing stage (combined corn and oil mill) at Menen, province of West-Flanders, Belgium, describing its history and rescue 20 years ago. In Dutch. Menen, 2015, 162 pages, hard cover, with over 200 illustrations in b&w and colour, no ISBN. Price 27,50 EUR. Limited edition. To obtain a copy, try Stichting Levende Molens at molencentrum@home.nl



6. **Tussen Wadden en Maas / From the river Meuse to the Wadden Sea – Hollandsche Molens voor Afrika / Dutch Windmills for Africa**, by Wim Blonk, Herman De Vilder, Bert Keyaerts and Ward Lernout.



With this publication the buyer supports a good cause: the proceeds go to an institution for deaf children in Moshi, Tanzania. Produced by Lions Club IJsedal at Tervuren, Belgium, in collaboration with NGO Close the Gap, Brussels, this is a combined art and photo book. The authors portray the most picturesque windmills in The Netherlands, north of the Meuse, in photographs, drawings and paintings. With a foreword by Archbishop Desmond Tutu of South Africa. The very limited text is in Dutch and English.

Lions Club IJsedal, Tervuren, 2015, A4 size, 64 pages, hard cover, full colour, no ISBN. Price 20 EUR. For orders, contact author Prof Dr Wim Blonk at wim.blonk@telenet.be.

In This Issue

[Intro by our President](#)

[Agenda](#)

[World News](#)

[Requests](#)

[Publications](#)

[E-News Team](#)

Information Links

[Council](#)


[TIMS Home Page](#)

[Membership 2016](#)

[Our Bookshops](#)

7. **1100 Zaanse Molens**, by Ron Couwenhoven.

In 1951, Pieter Boorsma, a famous regional molinologist, published his chef d'oeuvre 1000 Zaanse Molens, an inventory of all windmills that were known to have worked in the Zaan area near Amsterdam, The Netherlands. Since then, a lot of research was done by the author, resulting in a substantial number of additional mills found in archives, including his own family archive. He has published about his studies every year. In 2015, the Zaan Mill Society, founded as early as 1925, celebrated its 90th anniversary. On this occasion, Ron Couwenhoven has compiled his findings and composed an impressive and high quality book in which all 1100 windmills that the Zaan area has known throughout the centuries can be found. In Dutch.



400 pages, hard cover, size 24x30 cm, over 100 illustrations in full colour. Stichting Uitgeverij Noord-Holland, Wormerveer, 2015, ISBN 978-90-78381-81-5. Price 39,95 EUR, available from the publisher, website www.uitgeverij-noord-holland.nl, e-mail bestellen@uitgeverij-noord-holland.nl.

8. **Koepermolen in Zuuk**, by Henri Slijkhuis.



The Netherlands is widely known for its windmills, but there have also been dozens of watermills. One of these, still existing mills, is the subject of this book. Although the present building was erected only in 1858, the site has a fascinating history that goes back to 1539. Its function was changed several times, reflecting economic changes at the time. The mill worked as a corn mill for almost 170 years, then served as a paper mill for 40 years, then was converted into a copper mill (hence its name) and 110 years later into a paper mill again. Finally, from 1891 on, it operated once more as a corn mill! One of the few


monographs on Dutch watermills, it is beautifully laid out and illustrated. In Dutch.

80 pages, hard cover, size 17x25 cm, illustrations in b&w and colour.

Epe, 2015, no ISBN. Price 12,50 EUR, sold in local bookshops, but you can also try the Bekenstichting, e-mail info@sprengenkben.nl.

9. **Windscheppen op Ameland**, by Douwe de Boer & Warner B. Banga.

Ameland is one of the islands north of the Dutch mainland. This book deals with the windmills and horse mills of this island and their history. Most of them were corn mills, including barley hulling but there was also a wind-driven saw mill, and another one crushed mustard seeds. Many interesting facts and details are presented. The book is attractively laid out and richly illustrated. In Dutch.




144 pages, available in paperback or hard cover version, size 21x21 cm, in full colour.

Uitgeverij Wijdemeer, Leeuwarden, 2015, ISBN 978-94-92052-10-0 (paperback) and 978-94-92052-11-7 (hard cover). Price 20 EUR (hard cover), available from the publisher, website www.wijdemeer.nl, e-mail info@wijdemeer.nl.

10. **Des Moulins et des Hommes**, by Jacky Adam.

This is a series of books on watermills in the Walloon part of Belgium, more specifically the watermills in the Ourthe basin, a tributary of the river Meuse. In November 2015, the 6th



In This Issue

[Intro by our President](#)

[Agenda](#)

[World News](#)

[Requests](#)

[Publications](#)

[E-News Team](#)

Information Links

[Council](#)

[TIMS Home Page](#)

[Membership 2016](#)


[Our Bookshops](#)

volume in the series was published. The author visits all mill sites researching the history not only of the mill, but equally important (as the title already suggests), the experiences and stories of the people who work and live there. A personal approach that brings back the life and work of Walloon miller families. Richly illustrated with many old and new photographs, drawings, maps, etc. In French.

Each volume is c280 pages, hard cover, size 30x24 (oblong format), full colour. Des Moulins et des Hommes a.s.b.l., La Roche-en-Ardenne, 2001/2003/2006/2009/2012/2015. Price per volume c60-80 EUR. Available at www.desmoulinsetdeshommes.be (to order, choose “commande”). According to the website, volumes 1 and 3 are no longer available.

11. **Moulins du Berry**, by Guillaume Cotinat.

The Berry is the region around the town of Châteauroux in the centre of France. This book is about the several hundreds of watermills that once existed here and of which only a number are left. There were very small mills, intermediate mills and big modernised turbine driven mills in the area. An inventory is at the back of the book. Special attention is given to the different water infrastructure systems that fed the mills. The book is beautifully illustrated with a lot of old picture post-cards and modern colour photographs. In French.



286 pages, paperback, with illustrations in b&w and colour.

Geste éditions, La Crèche, 2015, ISBN 978-2-36746-246-2. Price 35 EUR, available at www.amazon.fr.

12. **Moulins de France, journal of the Fédération Française des Associations de sauvegarde des Moulins** (FFAM, French Federation of Mill Protection Associations, website www.moulinsdefrance.org).



The FFAM was founded in 1977, with the aim to study, protect, promote and appreciate wind-and watermills. It now represents over 100 regional and local mill associations from all over France. Their specialized, quarterly journal offers a wide range of articles on technique, legislation, local and regional mill studies, news items and a book section. The latest issue (No 105, January 2016) includes articles on the peculiar wind-mill at the Château du Haut-Kœnigsbourg in Alsace, the medieval mill at Templemars (Nord), boat mills on the river Doubs and the restoration of a watermill in

Asturias/Spain. In French.

Four issues a year of 42 pages each, A4 size, paperback, richly illustrated, mainly in colour. Price for 2016: 33 EUR.

For subscriptions please contact Mrs Annie Bouchard at tresorier@moulinsdefrance.org.

MESSAGE FROM THE E-NEWS TEAM

Please remember to send us details on the books or other information that you would like to see here next time! Send your e-mails to: Leo van der Drift (lvddrift@telfort.nl).

In This Issue

[Intro by our President](#)

[Agenda](#)

[World News](#)

[Requests](#)

[Publications](#)

[E-News Team](#)

Information Links

[Council](#)

[TIMS Home Page](#)

[Membership 2016](#)

[Our Bookshops](#)

