



# TIMS E-NEWS

## The International Molinological Society

Fall / Winter 2011

Issue 11

### In This Issue

[Intro by our President](#)

[TIMS Organization](#)

[TIMS Symposium](#)

[World News](#)

[Book Reviews](#)

[E-News Team](#)

### INTRO BY OUR PRESIDENT

Dear TIMS Members and Mill Friends,  
first of all I would like to thank you all for sending us so many inputs !!  
And please do continue giving us inputs!!

TIMS E-News is a bit late this time. The reason for this is the TIMS Symposium held last month in Denmark. About a hundred participants from 20 (!! ) different countries have taken part in this event and had the opportunity to discuss the many interesting papers and presentations, as well as to enjoy a fine selection of the Danish mill heritage. Just have a look at the photographs in this issue.

I have two items for your agenda:

- In 2013 the TIMS Mid-Term Tour will be to Greece. Most likely it will be in October.
- In 2015 the 14th TIMS Symposium will be held in Sibiu, Romania. The exact dates are not yet known.

Why not having a look at our Forum? Three special topics do deserve your attention:

1. [The correct preservation of mills](#) - a continuation of the discussions during the Symposium in Denmark
2. [Water Rights in the EU](#)
3. [Ancient Grooves in Gotlandic Stones](#)

Not a member of TIMS yet? Well, it is so easy to enroll, just complete the [on-line application form](#)..... as a member you will receive twice a year our magazine „International Molinology“ as well as all new issues of our “Bibliotheca Molinologica” series.

Our Mill GPS Database contains now more than 8000 mills and many more to come. If you have not used yet, you really should give it a try, as you are missing something.

Enjoy reading the E-News!!

Willem van Bergen

e-mail: [wdvb@gmx.de](mailto:wdvb@gmx.de)

### Information Links

[Council](#)

[TIMS Home Page](#)

[Membership 2011](#)

[Books and More](#)

[Click here for printable version](#)



Sibiu – the perfect setting for our next Symposium


## COUNCIL NEWS

### NEW COUNCIL MEMBERS



**George Lucas** was born in April 1968 in Lisbon. He was trained in computerized design and scientific illustration in the field of archeology and ethnography. In the last decade he was active as an assistant archaeologist at the municipal museum of archeology. He was a member of Crl Tradition, and he is currently collaborating with “Etnoideia Lda”, a company renovating traditional mechanisms, mills and working in various historical rural projects. He is also responsible for some windmills and has assumed miller functions doing maintenance and guaranteeing their operation. He is a member of TIMS, Portugal since 2000. He participated at two international TIMS meetings in Portugal. Currently he is living in Gois and working at “Lousitanea”, an association implementing the Eco-museum of the Gois area villages.

**Stephanos Nomikos** was born in Athens in 1941 and is an architect. Since 1971 he has been studying Greek mills and has done a lot of fieldwork and researches for finding their location and recording them, as well as projects for their restoration. He has been a member of TIMS since 1986 and since 2007 Corresponding Member for Greece. He was the first president of the Institute of Hellenic Mills (1997-2000) as well as President of the Greek Society for Ethnology (2002-2004). He has a series of publications to his credit, lectures and conferences papers on Greek mills. Since 1997 he has been giving lessons on the subject and supervises dissertation projects in the School for Architects of the National Technical University of Athens.



**Robbert Verkerk** was born in 1963, educated as mechanical engineer (Msc) and now works as an operation manager at a firm overhauling and repairing industrial gas turbines. Since 1981 he has been active as hobby miller and been a member of TIMS since 1988. He has published about the mills in his local area and re-used material. He visits mills all around world and until now he has visited more than 20 countries, including Iran. He became interested in the Moulin Tourquois in 1997.

**Charles Yeske**- Manager of Historic Properties

Oddly, my first association with mills and milling was as a college student, parking cars at a mill converted into a restaurant, and not knowing until years later that one of my grandfather's had been a miller's assistant there for years. Later I was associated with a civic association which owns an 1820 turbine driven mill, still preserved, but as an art gallery. Then in earnest, I began my current career 36 years ago in charge of two mills – the Durham Mill (1820) and Stover-Myers Mill (1800). Now with just the Stover-Myers Mill, I've been overseeing its gradual restoration to operational status later this year, albeit motor driven until a turbine can be installed. In the past, I assisted Derek Ogden in hosting the 2000 TIMS symposium in the USA, and I have been since then involved in TIMS-America and the Society for the Preservation of Old Mills: Mid-Atlantic chapter. I am currently making plans to host the major SPOOM annual conference in September, 2012. Personally, I am single, with an autistic son and a daughter who is an archeologist in Alaska.



[Click to Return to Top](#)

**CONTACT US**  
[www.molinology.org](http://www.molinology.org)

We also encourage you to share this newsletter with others

[Link to subscribe](#)

[Link to unsubscribe](#)

## NATIONAL MILL DAYS

Future National Mill Days on June 16 and 17- 2012  
[www.moulinsdefrance.org](http://www.moulinsdefrance.org)



## QR CODE FOR TIMS WEB SITE



When you use an I-phone and focus your camera on the QR-code the website URL will be read and the website will appear on your screen.

## MILL NEWS ITEMS FROM AROUND THE WORLD, LOCAL MILL ACTIVITIES, FUND RAISING, COMPETITION, CONFERENCE AND COUNTRY REPORTS

### FINAL REMINDER: RESEARCH COMPETITION; ONLY JUST OVER A MONTH TO GO

The deadline to choose and submit your title for the first Mills Archive Research Competition is 1 December this year - but you don't need to wait!

As previously announced the Mills Archive has launched two research competitions with cash prizes of £500 and £50 with guarantees of publication. The research must be on a topic connected with traditional milling, by wind, water or muscle power. It must be original, previously unpublished and written in English.



Anyone over the age of 18 on the date of submission may enter. Researchers must choose which of the two competitions they wish to enter and inform the judges of the intended title either by email to [info@millsarchive.com](mailto:info@millsarchive.com) or by post to the address below. Your title and choice of competition must be received at our office before 5pm on Thursday 1 December to qualify. You then have 6 months to complete and submit your paper.

Two prizes are on offer and the entries will be judged by a panel comprising two trustees from the Mills Archive Trust together with one 'lay' member with mill expertise appropriate to the subject matter, selected by them. The panel's decisions are final and they are not obliged to explain them.

The Mills Archive Research Prize of £500 is for a major piece of research of about 25,000 words and the winning entry will be presented as a stand-alone individual edition, published by the Mills Archive Trust.

The Mills Archive Research Award of £50 is for shorter research communications of about 5000 words. The winning entry will be published in a special edition of Mill Memories.

Illustrations are not essential for either competition and the work may draw on items deposited in the Mills Archive. Use of the Archive and its holdings is recommended but is not a condition of entry. A public lecture, to be delivered at the Mills Archive in Reading, may be arranged if it seems appropriate.

Paper submission deadline: 31 May 2012 (titles by 1 December 2011).

[Click to Return to Top](#)

### CONTACT US

[www.molinology.org](http://www.molinology.org)

We also encourage you to share this newsletter with others

[Link to subscribe](#)

[Link to unsubscribe](#)

The full rules of the competition are available on the Internet at [http://www.millsarchivetrust.org/index.php/mills\\_archive\\_research\\_prize/rules\\_for\\_the\\_mills\\_archive\\_research\\_prize\\_competition/](http://www.millsarchivetrust.org/index.php/mills_archive_research_prize/rules_for_the_mills_archive_research_prize_competition/) and by request to:  
The Research Management Board, The Mills Archive Trust, Watlington House,  
44 Watlington Street, Reading RG1 4RJ, UK

## HELP THE WINDMILL WIN \$25,000

The NEW Little Chute windmill (Dutch Catholic community outside Appleton WI -near Green Bay) wants you to vote for their mill -\$25,000 /grand endowment contest, Oct 16-25. The smock mill, lower level is being poured now. Lucas Verbij (who cares for ours) is building the rest now. Pass this on to anybody interested.

Trudy

### HELP THE WINDMILL WIN A \$25,000 ENDOWMENT!



Windmill foundation under construction

Hello Robert & Trudy,

The Windmill needs your help to win a \$25,000 endowment or a \$2,500 grant in the Community Foundation's 25 for 25 Charity Challenge! Please vote for Little Chute Windmill online EVERY DAY Oct. 16-25 at [www.cffoxvalley.org](http://www.cffoxvalley.org) The 25 area organizations who receive the most votes will win. Help us be one of them!

#### Spread the word!

 [Forward to a Friend](#)

[Click to Return to Top](#)

CONTACT US  
[www.molinology.org](http://www.molinology.org)

We also encourage you to share  
this newsletter with others

[Link to subscribe](#)

[Link to unsubscribe](#)

For details visit the [25 for 25 page](#).

Sincerely,  
Robin Dekker  
Windmill Director

Little Chute Windmill, Inc.  
127 E. Main St., 2nd Floor, P.O. Box 182  
Little Chute, Wisconsin 54140  
920-788-2629 / [www.littlechutewindmill.org](http://www.littlechutewindmill.org)



## TIDE MILL INSTITUTE CONFERENCE

The Tide Mill Institute conference will be held in Maine on 19th of November 2011 "To all tide mill enthusiasts -

TIDE MILL INSTITUTE is pleased to present its preliminary announcement of THE TIDE MILL: A ONCE AND FUTURE THING.

This will be our 7th annual conference. It will be held at the site of the 1790's Perkins Grist Mill in Kennebunkport Maine.

We suggest you "save the date" and put this event on your calendar. More details about the conference and directions to the site will be available in late September.

This year's keynote speaker will be Roger H. Charlier, internationally respected and author. His work on international tide mill heritage and contemporary utilization of tidal power was most recently presented in the book OCEAN ENERGY, co-authored with Charles W. Finkl.

Other speakers will include John Goff, former editor of Tide Mill Times, who will discuss "The History of Tide Mill History." Bud Warren will review his research on more than 200 Maine tide mills. Environmental lawyer Todd Grisette will discuss the history and contemporary issues relating to tide mills.

A highlight of the day will be a discussion about the history and current archaeology of the James Perkins grist mill, followed by a visit to the site where a large metal turbine is now in the process of being exposed.

Other presentations are being reviewed.

We ask that you share information about this conference with your colleagues, urge you to browse our website [www.tidemillinstitute.org](http://www.tidemillinstitute.org), and invite you to contact us should you have questions about the conference or the work of TIDE MILL INSTITUTE.

Best regards,

Bud Warren

(for) TIDE MILL INSTITUTE

[budw@myfairpoint.net](mailto:budw@myfairpoint.net) – 5 Berkeley lane, Topsham Maine 04086-6119 - 207-373-1209"



[Click to Return to Top](#)

### CONTACT US

[www.molinology.org](http://www.molinology.org)

We also encourage you to share this newsletter with others

[Link to subscribe](#)

[Link to unsubscribe](#)

### TIDE MILL INSTITUTE NEWSLETTER

The Tide Mill Institute circulates a newsletter "The Tide Mill Times" in pdf format. <http://www.tidemillinstitute.org/25.html>

Topics covered in the August issue were:

- Tide Mill Archaeology at Kennebunkport
- John Goff and his efforts to preserve the Souther Tide Mill in Quincy, Massachusetts and other such mills.
- Tide Mills of western Europe an exhibit traveling around Europe.
- Tidal power for a Maine island's electricity.

## MILLING AROUND

Good news at Heckington Windmill <http://www.thisislincolnshire.co.uk/Heckington-Windmill-step-closer-national-tourist/story-12994889-detail/story.html>

More on Chesterton repairs

[http://www.warwickcourier.co.uk/lifestyle/entertainments/repairs\\_will\\_see\\_chesterton\\_windmill\\_sail\\_on\\_into\\_the\\_future\\_1\\_2893226](http://www.warwickcourier.co.uk/lifestyle/entertainments/repairs_will_see_chesterton_windmill_sail_on_into_the_future_1_2893226)

House Mill appears in a new book [http://www.amazon.co.uk/Water-Power-Mills-Historical-Guide/dp/1847972438/ref=sr\\_1\\_1?ie=UTF8&qid=1311919205&sr=8-1#reader\\_1847972438](http://www.amazon.co.uk/Water-Power-Mills-Historical-Guide/dp/1847972438/ref=sr_1_1?ie=UTF8&qid=1311919205&sr=8-1#reader_1847972438) (1/2 way down)

Watch this 'Asset List' with care in your locality!

<http://www.guardian.co.uk/politics/2011/aug/05/councils-publish-lists-assets?CMP=EMCSOCEML657>

New Dutch style windmill to be built in the US <http://www.littlechutewindmill.org/>

Wind Turbines live on on the Isle of Wight

<http://www.iwradio.co.uk/news/iw-radio-news/island-should-get-its-act-together-and-lead-green-agenda-huhne-2660/>

A selection of mill art

<http://www.easyart.com/scripts/search/generalsearch.pl?start=0&totalrows=123&page=1&searchquery=mill&ptlimit=1%2C2%2C3%2C4%2C7%2C8>

<http://www.youtube.com/watch?v=NAanMWJyTPc> Williamsville Mill is 200  
<http://www.village.williamsville.ny.us/waterMills.html>

Though it seems subject to re-development. History paper is excellent <http://www.buffalonews.com/city/article506151.ece> more video

-

Cockermouth mill being excavated <http://www.nparchaeology.co.uk/cms/memorial-gardens-cockermouth-community-archaeology-project.html>

[Click to Return to Top](#)

New Turbine method

<http://www.businessweek.com/ap/financialnews/D9OU1SC00.htm>

## CONTACT US

[www.molinology.org](http://www.molinology.org)

We also encourage you to share this newsletter with others

[Link to subscribe](#)

[Link to unsubscribe](#)

<http://www.khl.com/magazines/international-cranes-and-specialized-transport/detail/item66138/Wooden-windmill-works-for-BKF/> Crane news... on a fine Dutch mill & <http://www.vertikal.net/en/news/story/12689/>

Update on American Mill Museum

[http://www.nytimes.com/2011/07/31/us/31ttwindmill.html?\\_r=1](http://www.nytimes.com/2011/07/31/us/31ttwindmill.html?_r=1)

US Windmill <http://portsmouth.patch.com/articles/viewfinder-prescott-farm-windmill#photo-7172835>

Saving a Kinderdijk Mill-Hurrah! <http://www.rnw.nl/english/article/kinderdijk-windmill-standing-straight-again>

A meal after visiting the Mills Archive... <http://www.thenewmill.co.uk/>

Another curious US Mill <http://middletown.patch.com/articles/travel-back-in-time-boyds-windmill#photo-7064900>

Stanton windmill protected from intrusive building  
[http://www.eadt.co.uk/news/delight\\_as\\_plans\\_for\\_new\\_homes\\_refused\\_1\\_971498](http://www.eadt.co.uk/news/delight_as_plans_for_new_homes_refused_1_971498)

York Castle Mill to be developed [http://www.yorkpress.co.uk/news/9134215.\\_100k\\_project\\_is\\_to\\_open\\_up\\_river\\_bank\\_near\\_Castle\\_Museum/](http://www.yorkpress.co.uk/news/9134215._100k_project_is_to_open_up_river_bank_near_Castle_Museum/)

Burgh Mill Stalwarts honoured [http://www.skegnesstandard.co.uk/news/local/alford/burgh\\_duo\\_in\\_windmill\\_honour\\_1\\_2848975](http://www.skegnesstandard.co.uk/news/local/alford/burgh_duo_in_windmill_honour_1_2848975)

Lytham sails repaired  
<http://www.bbc.co.uk/news/uk-england-lancashire-14025911>

US windpumps <http://ramona.patch.com/articles/windmills-have-been-a-familiar-sight-in-ramona-for-decades>

Wednesday, 20:00 on BBC One (and Iplayer for a week after)

<http://www.bbc.co.uk/programmes/b013cbsl>

Sarah Beeny follows a passionate group of locals as they spend a year trying to rescue their community. When the residents of Talgarth near Brecon applied for a grant from the BIG Lottery fund to renovate a derelict mill, they had no idea what was in store. The mill last ground corn in 1946, but can a bunch of volunteers really turn its fortunes around?

<http://www.talgarthmill.com/>

Official website

**William Hill**

[Click to Return to Top](#)

**CONTACT US**  
[www.molinology.org](http://www.molinology.org)

We also encourage you to share  
this newsletter with others

[Link to subscribe](#)

[Link to unsubscribe](#)

## THE TIMS BOOKSHOP

For more than two years the Mills Archive in the UK has managed the TIMS Bookshop on our behalf. In that time we have raised hundred of pounds by selling our publications not only to members, but also to the general public around the world. The bookshop is on the Internet at <http://shop.millsarchivetrust.org/home.php?cat=27>

More than 20 TIMS publications are listed, all of which may be ordered and paid for online. If you are uncomfortable with Internet shopping, you can always email your order to [shop@millsarchivetrust.org](mailto:shop@millsarchivetrust.org) and you will then be sent an invoice. The shop is part of the Mills Archive bookshop, so you can combine your order with the purchase of some 300 other books on mills. Postage is calculated by weight and, as the stock is held in the UK, this is particularly attractive to European members.

The screenshot shows the Mills Archive Trust website. At the top, there is a logo of a windmill and the text 'Mills Archive Trust'. Below it, there is a search bar and navigation links: Home, Join the Friends, Shopping Cart, Contact Us, Mills Archive. The main content area is titled 'The Mills Archive Trust > Books > TIMS Bookshop (New Publications)'. On the left, there are sections for 'CATEGORIES' (BOOKS, SUITABLE PRESENTS, POSTCARDS, JOURNALS AND REPRINTS), 'BESTSELLERS' (listing 5 books), and 'SPECIAL' (Gift certificates). The main content area displays three books for sale, each with a small image, title, author, and price. The first book is 'BOAT MILLS IN EUROPE FROM EARLY MEDIEVAL TO MODERN TIMES NEW!' by Daniela Graf, priced at £30.00. The second book is 'FRENCH MILLSTONES NEW!' by Owen Ward, priced at £12.00. The third book is 'GANZEL AND WULFF: THE QUEST FOR AMERICAN MILLING SECRETS' by Derek Ogden & Gerald Bost, priced at £13.92. On the right, there is a 'YOUR CART' section showing 'Cart is empty' and an 'AUTHENTICATION' section with fields for Username and Password, and buttons for Log in and Register.

[Click to Return to Top](#)

## CONTACT US

[www.molinology.org](http://www.molinology.org)

We also encourage you to share this newsletter with others

[Link to subscribe](#)

[Link to unsubscribe](#)

## THE NEXT ISSUE OF INTERNATIONAL MOLINOLOGY (IM)

The next issue of International Molinology will be published on 1st December 2011, it will contain the following main items:

- Report on the mill visits at the TIMS 13th Symposium in Denmark
- The Mills of Dizfull, Iran by Michael Harverson
- Inverted Windmills in the Mezen District of Russia by Piet Schiereck, Paul Groen, Anna Kruchkova & Alexander Davydov
- Bills - Their Unique Place in Milling by Colin Moore
- Millstones from La Ferte-sous-Jouarre: The Early Days by Owen Ward



## E-NEWS - OLD VERSIONS

[Click here](#) to download e-newsletters.

### TIMS 13TH SYMPOSIUM 2011 IN DENMARK.

The 13th International Symposium in Molinology took place in Aalborg from 3-11-of September. The program had also two extra tours. The pre- tour, 30th August-3rd September, was held in Bornholm and Skane (Southern Sweden) and the post tour 11-14 September in southern Denmark.

Almost 100 people participated at the Symposium, with many very interesting papers and discussions on them. Around 50 persons followed the pre-tour and almost 40 the post-tour.

A more detailed report will be published in our journal International Molinology. Here are some pictures from our trip to Denmark.



A picture of the participants in front of Kaleko Vandmølle.



The TIMS brothers- they will organize RO2015.



Godthaab hammermill

[Click to Return to Top](#)

**CONTACT US**  
[www.molinology.org](http://www.molinology.org)

We also encourage you to share this newsletter with others

[Link to subscribe](#)

[Link to unsubscribe](#)

During the Symposium in Aalborg we elected four new members for the council. So, we introduce you the new council...



Have a look at some of the very interesting windmills and watermills, that we visited during our stay in Denmark! You can also watch some videos from our member Gerald Bost:

<http://youtu.be/l9QZCRux6lY>

<http://youtu.be/qiTdrI13gA>

<http://youtu.be/FX6uDgfRNCY>

<http://youtu.be/oK3ofUaHGew>



Hjerritsdal watermill



Havnoe windmill



Grubbe mill



Tadre mill



Borkop watermill

[Click to Return to Top](#)

Sillerup mill, Damgards Bodhvedem mill, Ringsted windmill.

**CONTACT US**  
[www.molinology.org](http://www.molinology.org)

We also encourage you to share this newsletter with others

[Link to subscribe](#)

[Link to unsubscribe](#)






## 2012 MEMBERSHIPS

The membership fee for 2012 remains 32 Euro, but some currency adaptations have been made (for USA and Canada 43US\$ and Switzerland 40CHF). Payments can be made to your country's representative or the TIMS treasurer.

[Click here](#) to find your representative.

## TIMS PRESENTATION



Do you want to learn more about TIMS? Do you have an organization or group of interested Molinologists? [Click here](#) for our new presentation of TIMS. Please show to as many people as possible. Thanks to our TIMS president for putting this together. Help spread the news!

## NEWS FROM AROUND THE WORLD FRANCE



Journée du Patrimoine de Pays  
& Journée des Moulins

### Bilan 2011

La 14<sup>e</sup> édition de la Journée du Patrimoine de Pays et des Moulins s'est tenue le 19 juin 2011, dans toutes les régions de France. Destiné à promouvoir le bâti ancien, les paysages et les savoir-faire traditionnels, ce rendez-vous annuel a accueilli plus de 150.000 visiteurs, confirmant ainsi l'intérêt du public pour ce patrimoine oublié ou méconnu. Cette année, 1600 manifestations (chiffre en hausse!) étaient organisées autour du thème "Patrimoine caché", invitant les visiteurs à venir découvrir les secrets du patrimoine qui nous entoure. Associations, élus locaux, professionnels du tourisme, artisans spécialisés ou encore particuliers se sont mobilisés pour sensibiliser le public à la sauvegarde de ce patrimoine souvent non protégé.



Pour la première fois cette année, l'Association des Moulins du Quercy Lot et Tarn-et-Garonne coordonnait les activités proposées sur les 8 départements de la Région Midi-Pyrénées (en collaboration avec Patrimoine Hautes-Pyrénées qui coordonne le 65).

Nous avons dénombré 228 destinations de visites, randonnées et animations soit : 8 pour l'Ariège, 20 pour l'Aveyron, 13 pour la Haute-Garonne, 18 pour le Gers, 65 pour le Lot, 65 pour les Hautes-Pyrénées, 18 pour le Tarn et 21 pour le Tarn-et-Garonne.

Les moulins (ou animations en rapport avec ce thème) représentaient 69 de ces destinations soit 3 pour l'Ariège, 3 pour l'Aveyron, 12 pour la Haute-Garonne, 1 pour le Gers, 25 pour le Lot, 8 pour les Hautes-Pyrénées, 8 pour le Tarn et 8 pour le Tarn-et-Garonne.

L'Association des Moulins du Quercy a réalisé une brochure éditée à 25 000 exemplaires qui est téléchargeable sur le site [www.moulinsduquercy.com](http://www.moulinsduquercy.com).

De nombreux articles sont parus dans la presse qui s'est faite le relais de l'événement.

Le nombre moyen de visiteur par animation est de 125,9. Les 69 moulins visités cette année par 4906 visiteurs accueillant en moyenne 75 visiteurs par site, restent donc une destination très fréquentée et appréciée cette année encore.

[Click to Return to Top](#)

**CONTACT US**  
[www.molinology.org](http://www.molinology.org)

We also encourage you to share  
this newsletter with others

[Link to subscribe](#)

[Link to unsubscribe](#)

Sur les 8 départements de la Région Midi-Pyrénées, l'événement a été salué par 23256 visiteurs soit une moyenne de 2907 visiteurs par départements.

La prochaine édition « Journées du Patrimoine de Pays et Journées des Moulins » se déroulera sur deux jours le Samedi 16 et le dimanche 17 JUIN 2012 sur le thème « Cuisine, patrimoine et savoir-faire ».



L'Association des Moulins du Quercy se propose de poursuivre son action de développement et de coordination en 2012.

The 14th edition of "Journée du Patrimoine de Pays et Journée des Moulins" was held on June 19th 2011 in all



regions of France. With the purpose of promoting the old buildings, landscapes and traditional knowledge, this annual event attracted over 150,000 visitors, thus confirming the public's interest in this heritage forgotten or ignored. This year, 1600 events (increased number!) were organized around the theme "Hidden Heritage", inviting visitors to discover the secrets of the hidden heritage around us. Associations, local officials, tourism professionals, craftsmen or individuals have mobilized to raise public awareness to safeguard this heritage often unprotected.

For the first time this year, the Association "Moulins du Quercy Lot et Tarn-et-Garonne" coordinated the activities offered on eight departments of the Midi-Pyrenees region (in collaboration with "Patrimoine Hautes-Pyrénées" coordinating the 65 department).

We counted 228 destinations tours, excursions and activities including:

8 in Ariège, 20 in Aveyron, 13 in Haute-Garonne, 18 in Gers, 65 in Lot, 65 in Hautes-Pyrenees, 18 in Tarn and 18 and 21 in Tarn-et-Garonne.

The mills (or animations related to mills) representing 69 out of these destinations: 3 in Ariège, 3 in Aveyron, 12 in Haute-Garonne, 1 in Gers, 25 in Lot, 8 in Hautes-Pyrenees, 8 in Tarn and 8 in Tarn-et-Garonne.

The association "Moulins du Quercy" has produced a brochure published in 25,000 copies, which can be downloaded from the site [www.moulinsdu-quercy.com](http://www.moulinsdu-quercy.com).



Many Press article were also published around this event relaying it all around. The average number of visitors per animation is 125.9. The 69 mills, visited by 4906 visitors this year - welcoming an average of 75 visitors per site - remained a very popular and appreciated destination this year.

Over the eight departments of the Midi-Pyrenees region, the event was welcomed by 23,256 visitors meaning an average of 2907 visitors per department. The next edition of the "Journée du Patrimoine de Pays et Journée des Moulins" will take place over two days on Saturday June 16th and Sunday June 17th 2012 about "Cuisine, patrimoine et Savoir-Faire" ("Cooking, Heritage and know-how").

The association "Moulins du Quercy" intends to pursue its development and coordination in 2012.

[Click to Return to Top](#)

**CONTACT US**  
[www.molinology.org](http://www.molinology.org)

We also encourage you to share this newsletter with others

[Link to subscribe](#)

[Link to unsubscribe](#)

## GERMANY

### Inauguration of the new old boat mill in Ginsheim on the Rhine



What technical refinements have our ancestors created with the simplest means! But yet, with how much effort our daily bread had to be produced. All this should make the new old boat mill for young and old visible and tangible.

On Saturday, the first October 2011 it was finally ready. With a ceremony and speakers from politics and business, the ship mill was inaugurated. Gerald

Bost conveyed the congratulations of TIMS and the Britzer Müller Verein, Berlin.

After a good five months of construction, the boat mill, with the two large water wheels fixed on either side, was moved from the ship yard in Speyer to Ginsheim and fastened to the pilings. Here is the ship mill located at Rhine-km 492.9 and is now being gradually equipped with the mill technology. The sheer size is remarkable.

Overall length: 27.54 m

Overall width: 14.06 m


Overall height pontoon floor to the top of the roof: 9.50 m

Diameter of the water wheels: 5.25 m

The project is supervised by the Historical Society Rhine mill Ginsheim e.V.

[www.schiffsmuehle-ginsheim.de](http://www.schiffsmuehle-ginsheim.de)

Professor Dr. Hans-Jürgen Holland, the Project manager, is preparing a summary with more details for our next IM issue.



[Click to Return to Top](#)

The boat mill can be found on youtube:

<http://www.youtube.com/watch?v=b7nm2t1GXmk>

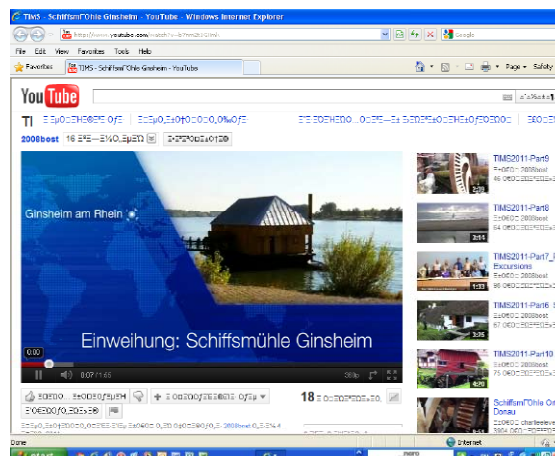
## CONTACT US

[www.molinology.org](http://www.molinology.org)

We also encourage you to share this newsletter with others

[Link to subscribe](#)

[Link to unsubscribe](#)





## GREECE

### The Institute of Hellenic Mills - I.t.E.M.

#### Events during 2011

##### Visit to Bread Museum at Varnavas Attica

In April 2011, several I.t.E.M. members visited the Historical and Folk Art Museum at Varnavas, near Marathon. Inside its premises, a Bread Museum is to be found, including a collection of traditional bread and bakery items from all over Greece, Cyprus and other European countries. In the museum garden, some old manually operated mills and a traditional Greek village oven are being displayed.



Further details and info: tel. 210 3304120, 6937822962, e-mail: [museo@limp.gr](mailto:museo@limp.gr)

##### Presentation of an educational program created and published by The Institute of Hellenic Mills-I.t.E.M. in the Zappeion Mansion in Athens

Presentation of an educational program created and published by The Institute of Hellenic Mills - I.t.E.M in the Zappeion exposition center in Athens during May 2011, on the occasion of the annual of Greek traditional food products exposition.



The Institute of Hellenic Mills was invited to participate in this event and presented its latest “educational kit” for children aged 8-12, titled:

“I bake cookies and bread..., the oven is burning, our home smells of bread”.

Twelve (12) different units are included in this program about seed cultivation, flour production in mills, baking in the oven and various traditional baking recipes.

##### Art Athina Expo



In May 2011 the Institute of Hellenic Mills, being a member of the “Athens Museum and Cultural Institutions Net”, participated in the “Art Athina Expo”. This important yearly exhibition was held in the re-used “Taek Won Do” Olympic Games building. At its exhibition stand, all visitors were informed about the Hellenic Mill Institute’s premises, its library, its publications, as well as recent events and exhibitions held at 45 Asomaton str. In Athens. Further info can be

found at [www.athensmuseums.net](http://www.athensmuseums.net).

[Click to Return to Top](#)

## CONTACT US

[www.molinology.org](http://www.molinology.org)

We also encourage you to share this newsletter with others

[Link to subscribe](#)

[Link to unsubscribe](#)

##### Exhibition «Senegal: Landscape and Mills»



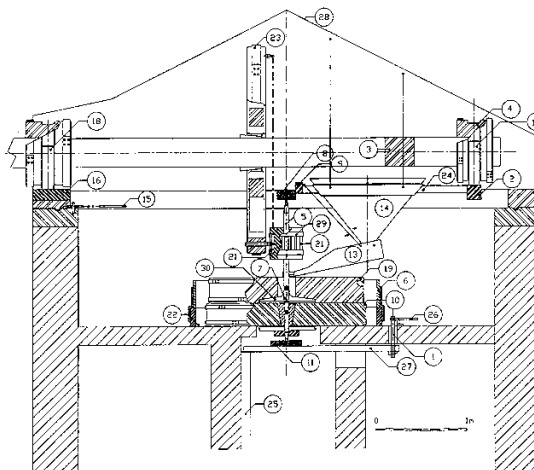
In June 2011 an exhibition of George Papageorgiou’s photos from Senegal was presented in the courtyard of the Institute’s premises, at 45 Asomaton str.

During this event two videos were continually shown about Senegal’s baobab and peanut mills for the visitors. A reception followed.



##### Windmill in Galaxidi

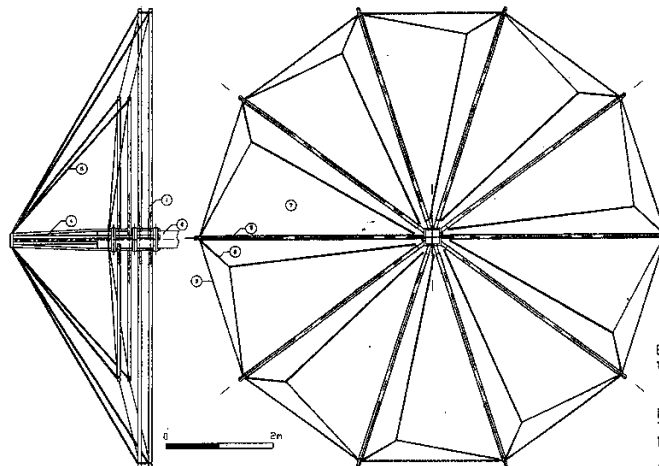
The Institute of Hellenic Mills is presently collaborating with the Academy of Athens Folklore Unit with the purpose of transforming a local old windmill of Galaxidi into a Wind power Museum.



- 1 Ανεβάτης
- 2 Ανιξόνιο
- 3 Αξόνι
- 4 Βίαλα
- 5 Βασίλειο σίδερο
- 6 Γυρός ή φάρκος
- 7 Διχάλο
- 8 Ζυγός
- 9 Καρούτι
- 10 Κατορία
- 11 Κατοροχλι
- 12 Κατωλάκες
- 13 Κοσκινίστρα
- 14 Κοετινίδα
- 15 Μανέλα
- 16 Μαξέλαρα
- 17 Μηρατολία
- 18 Πτεκοί
- 19 Πανοριο
- 20 Πανορικό
- 21 Πενταροβδα
- 22 Ριχτούσα
- 23 Ροδα
- 24 Σκοντα
- 25 Στάτης
- 26 Τιμονί
- 27 Τραπεζία
- 28 Τροχάκι
- 29 Φανερι
- 30 Χελιδόνα

Εικόνα 1 : Αναπαράσταση μηχανικού μέρους του ελληνικού ανεμομύλου

Η ΠΑΝΙΝΗ ΦΤΕΡΩΤΗ  
 ΤΗΕ SAIL ROTOR  
 DER SEGELROTOR  
 ΚΩΝ. ΚΑΡΑΤΖΟΓΛΟΥ



- 1 Αντεννες
- 2 Αξόνι
- 3 Γυροσκοκίνο
- 4 Κουδουνές
- 5 Μουδες
- 6 Σαρτιά
- 7 Πανία
- 8 Σκότα

Εικόνα 2 : Αναπαράσταση φτερωτής του ελληνικού ανεμομύλου

Η ΠΑΝΙΝΗ ΦΤΕΡΩΤΗ  
 ΤΗΕ SAIL ROTOR  
 DER SEGELROTOR  
 ΚΩΝ. ΚΑΡΑΤΖΟΓΛΟΥ


**Honorary diploma to Mr. Athanasios Morogiannis**

The first honorary diploma issued by the Institute of Hellenic Mills was given to an old miller, Mr. Athanasios Morogiannis for restoring the family mill in an exemplary fashion, in collaboration with his two sons. Besides that, he financed a book publication in Athens 2008, titled “The pre-industrial Falaisia in Arcadia. Mills, watermills and oil-mills”.

**Watermill (Morogiannis)**

Mr. Athanasios Morogiannis


Consequently, the Institute stipulated that a similar honorary diploma will be given to individuals or institutions that have contributed in saving old mills in Greece. Info on the project can be found in [www.neromylos-morogianni.gr](http://www.neromylos-morogianni.gr)



[Click to Return to Top](#)

**CONTACT US**  
[www.molinology.org](http://www.molinology.org)

We also encourage you to share this newsletter with others  
[Link to subscribe](#)  
[Link to unsubscribe](#)



### Education Seminar in Methana

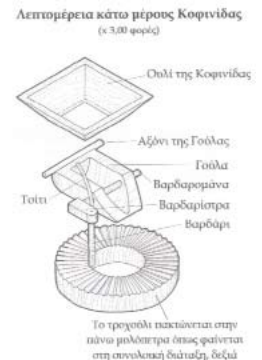
Participation in an Environmental Education Seminar in Methana, Poros and Galatas in Peloponnesus.

There the Institute of Hellenic Mills was invited to participate in June 2011. The initiative was taken by the Environmental Education Center in Methana, Trizinia. Among the speakers were three Institute representatives i.e. Maria Grypari, President, Paraskevi Didoni, Architect and Constantinos Toumbakaris Civil Engineer.

Info tel. 0030 2298 35150.

### Mills Presentations by I.t.E.M.

The following Papers were presented at the Institute's premises during a seminar cycle in 2011: "Mills as alternative tourist resources": "Carpathos windmills" by the Architects Maria Diakomanoli and Fotini Halvatzi, "Watermills of Naxos" by the Civil Engineer Constantinos Toumbakaris and "The watermills of Eurytania" by the Polytechnic of Athens Professor George Giannitsaris.



### Traditional water-powered systems exhibition

A special exhibition is now being shown at the ground floor of the Institute of Hellenic Mills concerning traditional water-powered pre-industrial systems in Greece and Cyprus.

It is about watermills, water driven oil mills, sawing mills, carpet processing mills and sugar mills.



Info telephones. 0030 6977787407, 0030 210 2288755

e-mail: [itemylon@gmail.com](mailto:itemylon@gmail.com), [itemylon@freemail.gr](mailto:itemylon@freemail.gr),

site: [www.athensmuseums.net](http://www.athensmuseums.net).

«Environment and Culture 2011: Myriads of Water Voices» at the Open -Air Water-Power Museum, Dimitsana, Greece



[Click to Return to Top](#)

CONTACT US

[www.molinology.org](http://www.molinology.org)

We also encourage you to share this newsletter with others

[Link to subscribe](#)


[Link to unsubscribe](#)



Museum's first building that houses a fulling tub and a flourmill.

© Smaragdis Andreas – Piop Photographic Archive

The Piraeus Bank Group Cultural Foundation participated in the Pan-Hellenic awareness-raising campaign «Environment and Culture 2011. Myriads of Water Voices» organized by the Hellenic



External view of the Museum

© Kottas Athanasios – Piop Photographic Archive



Ministry of Culture and Tourism over the four-day period from October 6-9, 2011. From October 6 through to October 9, at the Open-Air Water-Power Museum in Dimitsana (Peloponnese), the public had

the opportunity to acquaint itself with targeted museum exhibits related to the theme of water, while a special educational and entertainment activity has been scheduled for school groups.

In particular, at the Open-Air Water-Power Museum in Dimitsana, the water-powered installations of a fulling-tub and a flourmill, housed on the same premises, have been chosen as the basic exhibits for the public's visit, while, in



External view of the Museum  
© Kottas Athanasios – Piop Photographic Archive

parallel, on Friday, October 7, a story-making workshop was held for primary school groups. During the workshop, and after a brief tour of the museum's exhibits and a reminder of the significant role of water in the world of fairytales, the pupils created their own stories, inspired by a creative pictorial game.

### A miller's house at Kea island



The Moraitis mill and the house at a lower level

Kea island has the largest number of windmills in the Cyclades islands, grouped together in line on the top of the hill above the main town. Due to the attention a windmill needs, the millers were living always next to their mill. In this small article we will describe the house of one of the millers still standing abandoned next to the mill. It is the Moraitis mill. The purpose of this article is to picture the life of a windmill operator in rural Greece up to the '60s so different from the present island life.

The Moraitis mill complex consists of the windmill and the miller's house, at a lower level on the eastern side. The reason for this is not to obstruct the prevailing N and NW winds.

The house consists of one room and a kitchen. The two rooms' axes are vertical to each other facing the house courtyard to the south. In this way the house is protected from the strong northern wind. At the courtyard there is a trellis for a grapevine bordered by a short stone fence with wholes built to keep various household items and covered by large slabs used also as benches and selves. The courtyard is part of the functioning house and during the mild island winters the family members could spend a lot of time there doing house chores. During the hot



The kitchen entrance (left) and the house entrance (right)



The porch and the kitchen entrance with the oven

summer days the grapevine could offer some protection but anyhow the family members without any work at the mill would attend the family animals (mainly goats, a pig and chicken) and work far in the fields. Needless to say the miller's family was self-sufficient. The main room of the house was a place to sleep and spend time during the

[Click to Return to Top](#)

**CONTACT US**  
[www.molinology.org](http://www.molinology.org)

We also encourage you to share this newsletter with others

[Link to subscribe](#)

[Link to unsubscribe](#)



The chicken watering stone trough



Ledges underneath the trough. Ledges of all shapes are found all over the building and in the stone fence for various purposes.



Wooden kneading trough

cold winter days. All these explain the small house size for a big family.

The house is built by local slate including the roof consisting of stone beams covered with earth. In this way the roof from the outside, if one has not seen the chimney, looks just like the front yard of the mill.

The walls are leaning inwards so that the upper side will be able to support the stone beams, which cannot be any longer without

breaking and collapsing. To maximize this, a crevice by a series of flag stones on top of the walls, give an additional space in the width of the oblong house. This approach has created only oblong buildings in Kea and when somebody wanted a wider building they would build another oblong building next to it with openings on the common walls. This type of building did not need special craftsmen but it was built by the millers themselves. To build a house or any similar structure, they formed a team of friends and neighbors lending work to each other. This institution of lending work was used in the barter economy till it was changed to cash economy slowly in the 20th century. Cash was used only for imported from the outside world items, since the islanders were self sufficient.

The only special craftsman needed was the one who could choose the proper stone to quarry the roof beams. The beams carried and placed on the top of the walls on their back by special human saddle. The millers did not build only mills but also other buildings. We have the testimony of millers building the nearby pottery kiln and workshop. Proof for this is a mill grinding stone in the wall of the kiln.



Inside the house (western side). On the left corner the hearth, in the middle the cupboard, below one of the stone beds. At the hearth they were making cheese and heating water to knead. Notice the roof stone beams. Notice the leaning walls inwards

The main room has only one window and different ledges on

the walls to place house utensils. It has two stone beds and a hearth. In this room 12 children of the family had grown up. The last miller lived in this house until 65-68, she was called Katingo Moraitis, a woman miller. She inherited the mill from her father.

The kitchen, “fournario”, is for cooking and baking bread. They used to bake bread once in a week and eat it stale the other days. The Kea oven was always a special place consisting of a room and inside it there is a big domed oven.

From the outside it looks like a conch but in this case



The only window on the eastern side

[Click to Return to Top](#)

**CONTACT US**  
[www.molinology.org](http://www.molinology.org)

We also encourage you to share this newsletter with others

[Link to subscribe](#)

[Link to unsubscribe](#)



since it is below ground one cannot see it. Inside the kitchen there is a very narrow tunnel for the chicken as a chicken coop also for them to come and go without opening the door.

Some of the functions of the house were included in the mill itself as the flour bin is placed inside the mill, both as the miller's



Small clay pitcher built in the wall next to the hearth used for cutlery



Big jar for barley or wine storage

payment safe keeping and the flour bin for the family.

Finally to have a complete picture of the miller's household, some other functions of the household were placed in family fields in the neighborhood or far out in the family fields which could include a similar house/stable for larger animals and farming equipment. Note that the miller was at the same time farmer and cattle breeder. Being a miller was not an occupation but one

of a farmer's chores. The miller also besides being able to build a structure could also work the stone and wood, make baskets and be a good craftsman for the many needs arising by repairing a mill or cultivating the fields.



The chimney above the hearth



The second bed on the eastern side of the house below the window

From all these, one can see the house and its functions were maximizing space and optimizing building material very well adapted to the climatic and working environment to its full.

the climatic and working environment to its full.



The oven inside



An old mill wheel part of the roof in the kitchen

[Click to Return to Top](#)

**CONTACT US**  
[www.molinology.org](http://www.molinology.org)

We also encourage you to share this newsletter with others

[Link to subscribe](#)

[Link to unsubscribe](#)

Inside the kitchen with the oven opening at the middle of the picture



The oven

The oven inside. Note the red ceramic clay between the stones



A typical Kea oven from the outside



The blocked hole inside the kitchen for the chicken to be able to come and go




The flour storage bin (left) inside the mill basement



The side and the roof of the kitchen with the small hole for the chicken. The roof is the windmill yard

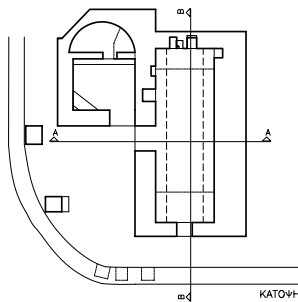
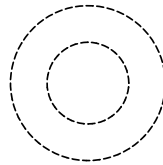
A grinding stone in the wall of the kiln



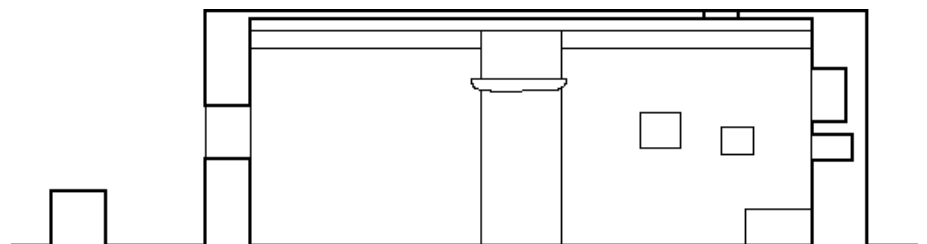
The human saddle to carry the roof beams



The roof with beams in another building, note the crevice with stones supporting the beams



Section



[Click to Return to Top](#)

**CONTACT US**  
[www.molinology.org](http://www.molinology.org)

We also encourage you to share this newsletter with others  
[Link to subscribe](#)  
[Link to unsubscribe](#)



## ITALY

### AMICI DEI MULINI ITALY (Friends of the mills)

In Italy an association “Friends of Historic Mills, has been established. The headquarters are in Revere in the province of Mantua. In Revere a boat mill was rebuilt.

[http://www.comunerevere.it/index.php?option=com\\_content&task=view&id=111&Itemid=45](http://www.comunerevere.it/index.php?option=com_content&task=view&id=111&Itemid=45).



#### The boat mill at Revere

The boat mill was a characteristic feature of the Po River landscape in the late 1800's and early 1900's. It was the reference point of social and economic life of the time.

The Revere boat mill is the only full-scale reconstruction of a fully operating boat mill. The inventory of over 300 boat mills, existing in the early 1900's at the mouth of the Po to Cremona, is intended to rediscover and appreciate past traditions and daily life of the people who lived on the banks of the great river. The boat mill is located at a wharf at the part of the river north-east of the City of Revere, on the right bank of the Po. This area is close to the Gonzaga Revere Palazzo Ducale, and where the museum of the Po is located, to which the boat mill constitutes an outdoors annex.

Structure: The structure of the mill consists of two hulls connected by steel beams. Part of it is covered by larch wood.

Size: The size of this mill is typical of all mills on the banks of the Po between the late 1800's and early 1900's (Total Length 13.60 m, width 10.15 m, total average draft m. 0.80 m, freeboard average 1.45 m).


The mill is really a machine utilizing the hydraulic power of the river current. It can produce small amount of flour destined for traditional preparations for tourists.

For information and reservations:

Associazione Pro Loco 0386 846092 – 335 6702863

Comune di Revere 0386 46001

[info@comunerevere.it](mailto:info@comunerevere.it)



[Click to Return to Top](#)

CONTACT US  
[www.molinology.org](http://www.molinology.org)

We also encourage you to share this newsletter with others

[Link to subscribe](#)

[Link to unsubscribe](#)

## THE NETHERLANDS

### “De David”, a hidden sawmill

In 1890, a small model of a big mill was built in Thesinge in the neighborhood of Groningen by millwright Christaan Bremer for testing wing-systems, especially the self-reefing system. A year later he built his first mill with self-reefing the Eva in Usquert. In 1894 the small mill got a new destination. It became a sawmill. Not a usual one but one with a band-saw and a whetstone. One, in a forgotten category of small industrial mills, that has almost completely disappeared. It was used for cutting laths and branches used for drying hey crops in the northern parts of the province of Groningen. The small mill became after some years the name David. An appropriate name in the neighborhood of the big mills Goliath and Adam and Eve in the region.



One of The David in 1934

In 1934 the mill, like other small industrial mills, had no longer a future because of the development of electricity and other economic reasons. As for the most of them the fireplace or stove was waiting. But Christaan Bremers son Thomas saved the mill by storing him in his workshop in Adorp. So the mill survived World War II where a lot of other ones in the Netherlands were used as firewood. In 1980 it got during a short time a place in the Agricultural Museum in Leens. But also on this place “the wind did not sit in its quarter” and David was blown down. Again the fireplace was threatening.

It was Piet Groot, one of the first members of TIMS, who saved it from the burning-future. He conserved it and gave it a place in his workshop in Winsum (Gr). There it stood, hidden again, waiting for a new birth in the region.

Now a place is found in the museum Het Hoogeland in Warffum in the middle of other old houses and shops of a former country hill-village in that region. It will be rebuild with a view over the spacious countryside of the northern part of

the province of Groningen and will function as in earlier times. Therefore another 50 to 65.000 Euro are needed to realize this project. The voluntary millers in the region and other volunteers are sure, the money will be found and of its re-birth in the near future.

The hidden existence and other circumstances were the reason that this small industrial mill didn't get an official recognition on the official records of Dutch Windmill Monuments. The organization hopes that the David as yet gets an official recognition as a cultural monument for this forgotten part of the Dutch mills.

Huub van Est

More information:

[www.molendedavid.nl](http://www.molendedavid.nl)

[www.hethoogeland.com](http://www.hethoogeland.com)



And on his future place in the museum

[Click to Return to Top](#)

### CONTACT US

[www.molinology.org](http://www.molinology.org)

We also encourage you to share this newsletter with others

[Link to subscribe](#)

[Link to unsubscribe](#)

Following this letter we also received the following very interesting letter from Piet Groot about the same mill to vote and support it with similar information. We publish both of them. Unfortunately the e-news would appear later than the voting although TIMS members passed the word around.

“For centuries small windmills were used to supply energy by small industries in The Netherlands. Most of them disappeared when electricity was put in. One survived, but in storage and incomplete since 1934.

This small windmill is the octagonal sawmill “De David” from Thesinge, the last of its kind in this size. This mill was originally built around 1890 by the millwrights Klaas Kremer and Christiaan Bremer to test patent sails.

After introducing these succesful sails on many mills in the north of the Netherlands, “De David” was converted into a sawmill in 1894.

“De David” drove a bandsaw and a grindstone.

In 1934, after 40 years of faithful service, this mill came out of use and was saved by millwright Thomas Bremer in Adorp. He restored and stored the mill.

Eleven years ago I got the mill and since then it is my intention to restore ”De David” in it’s old glory.

We found a beautiful place in the open air museum Het Hoogeland at Warffum, in the northern part of the province of Groningen, where it will be situated between various 19th century buildings.

Our intention is to restore De David in the situation as it was around 1900, in working conditions, with patent sails, an understructure, a reefing stage and with an old band-saw and a grindstone.

As soon as the restoration is completed, the ownership of the mill will be turned over to the museum.

At the beginning of September we placed the remains of “de David” in the open air museum.

You can find more about “De David” on [www.molendedavid.nl](http://www.molendedavid.nl)

We developed a restoration plan and requested De Hollandsche Molen (Dutch Mill Association) to nominate ”De David” for the national mill price 2011.

In the meantime De David has been nominated, between six other candidates, for this price.

The only problem is that the price money of 50.000 euro is only for the winner!

Please vote on [www.molenprijs.nl](http://www.molenprijs.nl) on ZAAGMOLEN DE DAVID (sawmill the David).

When you have voted it will immediately be confirmed.

Voting was possible until the 28th of September”.

### **Historic windmill rebuilt at Schiedam (NL) by Leo Van der Drift**

Together with the Kinderdijk drainage mills and the industrial windmills at the Zaanse Schans near Amsterdam, the tower mills at Schiedam are among the most famous mills in The Netherlands. This small town just west of Rotterdam once had no less than 20 giant tower mills grinding roasted malt for the some 400 distilleries working here. Five mills have survived and were visited during the pre-symposium tour “Highlights of Holland” in 2007.

It was the active local mill group’s ambition to rebuild a sixth mill, “de Kameel” (the Camel) that once stood prominently at the entrance of the town centre. Plans were made and funds were raised, and on 10 November 2008 its reconstruction started. On 14 May 2011, National Mills Day, the mill was officially opened. After more than 145 years, Schiedam had a brand new Camel!

The Camel is a representative of the first generation of tower mills in Schiedam. Originally built in 1715, it was somewhat less tall and less wide than the later generation, to which all five surviving mills belong. Still, this is a giant mill,



The brand new Camel at the entrance to Schiedam’s town centre, with the cave clearly visible.

[Click to Return to Top](#)

**CONTACT US**  
[www.molinology.org](http://www.molinology.org)

We also encourage you to share this newsletter with others

[Link to subscribe](#)

[Link to unsubscribe](#)





The Babbersmolen awaiting completion.

with the reefing stage at 15.5 meters. In addition, it has a unique feature : a so-called “cave” that permits small boats to go into the mill for loading and unloading. In the past there have been more windmills with such a cave, but none have survived.

Meanwhile, the local mill group has announced a new plan : to complete one of the town’s drainage mills, the Babbersmolen, that was taken out of service in 1924. This mill was built in 1710 – and is one of the oldest still existing brick-built drainage mills in the country – and was raised in 1888. The scoop wheel was of unusual design and it is the intention to reconstruct this wheel. Another project that no doubt the mill group will bring successfully to an end.

### What is the definition of a smock mill? by L.W.D. van Raamsdonk

Among the several types of traditional wind mills, the smock mill is a rather frequent occurring type, at least in north-western Europe.

Considering the situation that the smock mill presumably originated in the Netherlands in the fifteenth Century (Beedell, 1976; Watts, 2000), the Dutch version can be used as starting point for a description. The Dutch smock mill is a cap-gearing windmill, which is usually thatched, octagonal and battered (with concave sides or showing a waist). It can be located at ground level or on a stage. The English version is usually covered with wood, not battered and it can be hexagonal. This shape resembles a smock of a countryman (Beedell, 1976; Moore, 2010). Also in Germany smock mills can be found which resemble pretty much the appearance of the Dutch version.

In other countries further East, such as Denmark, Sweden, Poland, Finland and Baltic states cap-gearing windmills occur which at least have a wooden, conical body, but differ from the Dutch type in other aspects. In countries north-east of Germany the smock mills seems to be such a remote type that a specific terminology is apparently absent. Conical, cap-gearing windmills are indicated in general by one term (see table).

### Terminology in six languages

[Click to Return to Top](#)

**CONTACT US**  
[www.molinology.org](http://www.molinology.org)

We also encourage you to share this newsletter with others  
[Link to subscribe](#)  
[Link to unsubscribe](#)

Type	English	Dutch	German	Danish	Swedish	Polish
windmill	<a href="#">windmill</a>	<a href="#">windmolen</a>	<a href="#">Windmühle</a>	<a href="#">Vindmølle</a>	<a href="#">Väderkvarn</a>	<a href="#">Wiatrak</a>
cap-gearing windmill	cap winder	<a href="#">bovenkruier</a>	<a href="#">Holländerwindmühle</a> , <a href="#">Erdholländer</a>	hollandske mølle	<a href="#">Hollandare</a> <a href="#">(vaderkvarn)</a>	<a href="#">Wiatrak</a> <a href="#">holenderski</a>
wooden, eight-sided mill	<a href="#">smock mill</a> (in UK usually with stage, also hexagonal)	<a href="#">houten stellingmolen</a> , <a href="#">houten achtkant</a>	Galerieholländer	---	---	---
brick conical mill	<a href="#">tower mill</a>	<a href="#">ronde stenen molen</a>	Turmholländer	---	---	---
parallel-sided mill	<a href="#">tower mill</a>	<a href="#">torenmolen</a>	<a href="#">Turmwindmühle</a>	---	---	---
post mill	<a href="#">post mill</a>	<a href="#">standerdmolen</a>	<a href="#">bockwindmühle</a>	<a href="#">Stubmølle</a>	<a href="#">Stubbkvarn</a>	<a href="#">Kozłak</a>
paltroek mill	paltroek mill	<a href="#">paltroekmolen</a>	<a href="#">paltroekmühle</a>	---	<a href="#">Paltroekkvarn</a>	<a href="#">Paltroek</a>

The close resemblance of smock mills and of brick conical mills is remarkable in some Central and Eastern European countries. Notable examples are:

·Germany, Vlotho-Exter: a conical, not battered mill with a circular groundplan. The body seems to consist of wooden panels, but this can be the cover of a brick body.

·Finland, Turku: also a conical, not battered mill with a circular groundplan. The elements of the wall seems to be wood, since brick is not common in Finnish windmills.

·Germany, Bassum; Germany, Etelsen; Germany, Rahden-Tonnenheide: octagonal mills with battered sides. The bodies are painted white, but the material is indicated to be brick.

·Germany, Neuenkirchen-Vörden: octagonal body with partly battered sides. The material is clearly stone, but the mill shows the appearance of a smock mill.

Considering these, and other, intermediate types, the question arise about a well-established definition of a smock mill. Such a definition automatically means that the appearance of conical brick mills (“tower mills”) have to be circumscribed either.

Any suggestions about typical characteristics of smock and tower mills are welcome.

[Leovr21@gmail.com](mailto:Leovr21@gmail.com)

[www.windmillevolution.nl](http://www.windmillevolution.nl)

### **Bibliography**

Beedell, S., 1975. Windmills. Bracken Books, London.

Moore, C., 2010. Windmills, a new history. The History Press, Stroud.

Watts, M., 2000. Water and wind power. Shire Publications, Aylesbury.


## **PORTUGAL**

### **Travelling Exhibition “Tide Mills of Western Europe” presented at the Sado estuary (Portugal).**

The touring exhibition produced in the scope of the project “Tide Mills of Western Europe”, coordinated by the Seixal Municipal Council through the Ecomuseu Municipal do Seixal will visit for the first time the Sado estuary (Portugal), with a venue at Tróia Resort in November and December.

Several tide mills were built in the Sado estuary since the 15th century, an area under the jurisdiction of the Military Order of Santiago, including the Tróia tide mill, located near a roman site which nowadays is an important touristic attraction.

Aimed at helping to increase public awareness of these heritage buildings common to the European Atlantic Coast and the ways in which their potential has been developed we hope that this presentation may give a contribution towards safeguarding what are now considered to be rare examples of heritage, both given the antiquity of these structures, and the fact that they lost their original functions with the advent of industrialization. In some cases, tide mills have simply disappeared like this tide mill in Tróia peninsula and the memory of the site and a few documents and plans are the only remains.



[Click to Return to Top](#)

### **CONTACT US**

[www.molinology.org](http://www.molinology.org)

We also encourage you to share this newsletter with others

[Link to subscribe](#)

[Link to unsubscribe](#)

Cláudia Silveira (Ecomuseu Municipal do Seixal)

[claudia.silveira@cm-seixal.pt](mailto:claudia.silveira@cm-seixal.pt)

## SWEDEN

### Grooves on the Gotlandic rocks – a possible interpretation

This is a summary of my article on some of the 3000 ancient grooves that can be studied on stone blocks and on the rock ground on the Swedish island of Gotland. I have in 40 years reconstructed and built ancient musical instruments for studying them in their context, and using them too. In 1985 I moved to this interesting island as a cultural coordinator at the Municipality of Gotland. I discovered these grooves that aroused my curiosity so much that I started to study them in a similar way as my instrument making. My research material consists of photographs, literature, notations from field studies and experiments in my workshop. I focused on the following:

- a) How do they actually look like, as different from grooves from other places?
- b) How were they shaped technically?
- c) For which purposes were the grooves designed to this unique form?
- d) May wind- or waterpower have been utilized to dig out these grooves?

Not until I started with these questions I successively became interested in the traditional construction of windmills. I soon became convinced that the typical grooves on Gotland probably had been formed by human beings using a large wooden wheel with an axle. I also realized that this wheel must rotate rather fast, with gyro-effect during a long time, with power from the nature, preferably from the wind. Entering an old post mill, I found its great gearwheel and its friction brake called "Pärsen" (from pressure), and saw a connection.

This is a stone block with the typical grooves that are mostly almost a meter long and more or less semicircular. I propose that they were used as brakes for a balance wheel with a diameter of 2,5 – 3 meter, and also used to control the speed of its rotation with precision. This is well functioning and does not destroy the wheel when water is used as lubrication. When the first groove has become too deep, the wheel or the stone had to be moved one step for making a new groove. If not, the axle for transmitting the energy from the wind wings would change its angle so much that the cog wheel mechanism would be in danger.

When studying this archeological phenomena I developed several models in order to test my interpretations of the grooves and their function. Here is my latest version, showing a "windmotor" that rest in one of its grooves in the rock under the lubricating



brook water. The wind hits only the top half of the long, horizontal wings, which starts the wheel. The friction in the groove is with precision regulated with the long horizontal lever to the left, that can lift the front nave of the long axis. With that the pressure of the wheel down into the groove can be regulated as well as the speed of the wheel. At the further end of the axis the energy is transmitted with cogwheels to millstones, water lifting

devices, the bellows in a blacksmith's workshop, etc. This reconstruction looks a bit like an horizontal version of the very ancient wind mill with a vertical axle, from Seistan, Persia. The medieval post mill has its big gear wheel with its cogs, balance function and brake system – all in one.

I would be happy to receive any inputs from the readers concerning my efforts to interpret the functions of the grooves on Gotland and my proposed reconstruction of this windmotor that might be a forerunner to the medieval postmill from about 1000 AD.

The full and more detailed article has 41 pages that are richly illustrated with photographs and drawings. It is planned that the article will be available for download at the TIMS E-NEWS. I am very thankful for the help which the President of The International Molinological Society has given me in order to open for a discussion on this matter. I cannot come much further myself due to my lack of knowledge about the history, technology and socio-economical context of windmills.

Olov Gibson- Halsjärngatan 12 S-621 47 Visby, Sweden

E-mail: [olov.gibson@comhem.se](mailto:olov.gibson@comhem.se)

An extended article can be found at:

<http://www.molinology.org/pdf-files/Ancient-Grooves-in-Gotlandic-Stone.pdf>

Should you like to reply to Olov's interpretation please go to the TIMS Forum\_ <http://forum.molinology.org/read.php?11,70>

[Click to Return to Top](#)

## CONTACT US

[www.molinology.org](http://www.molinology.org)

We also encourage you to share this newsletter with others

[Link to subscribe](#)

[Link to unsubscribe](#)



## UNITED KINGDOM

### British Prince visits Windmill!



Prince Edward is welcomed by Piers Bostock, Peter Straw and Alan Gifford, whilst the Queens representative (in uniform) looks on.

On a lovely sunny day, May 6th 2011, Prince Edward, Earl of Wessex, paid a private visit to the six sail, restored, Heage Windmill, as part of a tour of a numbers of Derbyshire activities. On arrival he was greeted by about 30 volunteers and Trustees of windmill and some 50 children from Heage Primary School who were waiting there to meet him.

He was welcomed by Piers Bostock, Chairman of Heage Windmill Society and , after talking to some of the children, was taken on a tour of the Mill. He was shown all the various mill machinery, spread over three floors, including the 'power house' in the mill cap, by Alan Gifford, Anthony Sharp and Brian Naylor, all millers at the windmill. The Prince was very interested the various grades of flour produced and said if he had had a boiler suit on he would have liked to have examined some features more closely! He completed his

tour by actually starting the mill, which duly turned swiftly in the brisk breeze.

On leaving the mill itself he met Peter Straw, Chairman of the Friends of the windmill, and was presented with a print of the mill, painted by Margaret Bonsall (one of the Friends of the Windmill) Friends. With his evident interest in flour he also received, from Lynn Allen, an assortment of various flours milled and sold at the windmill, and also at some local Farmers Markets.

Everyone was delighted with the visit and, to the best of our knowledge, this is the first time a member of the British Royal family has ever toured round a tower\* windmill! The mill also got very good media publicity as a result of his visit.



Prince Edward is welcomed by Piers Bostock, Peter Straw and Alan Gifford, whilst the Queens representative (in uniform) looks on.



Exited school children grouped in front of the 'dressed windmill'

\* Known previous visits have been to watermills, although Princess Alexandria opened Lowfield post mill in 1990.

If you need any more info see our web site [www.heagewindmill.co.uk](http://www.heagewindmill.co.uk)  
Alan Gifford.

[Click to Return to Top](#)

**CONTACT US**  
[www.molinology.org](http://www.molinology.org)

We also encourage you to share this newsletter with others

[Link to subscribe](#)

[Link to unsubscribe](#)

### A Future for Stoke's Flint and Bone Mill?

In December 2010 Stoke-on-Trent City Council let it be known that Jesse Shirley's Etruscan Bone and Flint Mill – the last steam powered potter's mill in Britain, was likely to close as part of the program of local government savings. This mill was fully restored to working order, including an 1820s steam engine, by volunteer labour over a period in excess of 30 years. Once restored the mill was operated and maintained as one of the city's museums.

Some of the original volunteers and supporters have now forming a charitable trust to take over the running of the mill. Stoke City Council have responded positively by supporting the mill for at least six months until the trust can be formed. The volunteers are hoping to be able to hold a full program of steamings

over the summer on the first weekend of each month.

Hopefully the future of Jesse Shirley's mill is now a little more secure than it had appeared at the beginning of the year.



The gearing system for one grinding pan



A flint grinding pan



Jesse Shirley's Etruscan Bone & Flint Mill



The main drive shafts and gearing

### Lottery Grant for London's Tidal Mill

The House Mill is a grade 1 listed 18th century tidal mill in the heart of London's East End. This remarkable building is believed to be the largest tidal mill still in existence in the world. Originally built in 1776, on an existing pre-Domesday site it is a timber framed building clad in brick on three sides. Built across the River Lea, the Mill trapped the sea and river water at high tide to turn the water wheels on the ebb. The outflowing water turned four large wheels driving twelve pairs of millstones. These four wheels and



six of the pairs of millstones survive together with other historic machinery. The House Mill worked in conjunction with the Clock Mill and nearby Distillery, grinding grain mainly for the manufacture of alcohol.

In 1989 work began on the House Mill and the fabric of the Mill has been fully restored. As part of the work to restore the site, the Miller's House, which had been demolished in the late 1950s, was reconstructed in 1993/4. The façade was rebuilt to the 1763 design with reused 18th century bricks. The Miller's House provides a visitor, information, and education centre, with meeting rooms for hire and a small cafe. It was funded by the European Union. In 1996 it won a Civic Trust Commendation for outstanding architecture.

Now the House Mill has been given the green light by the British Heritage Lottery Fund (HLF) for a £2.65M grant. A development grant of £248,000 has been awarded to help the River Lea Tidal Mill Trust, who own the mill, to progress their plans, which include restoring the mill and creating a self-sustaining and vibrant visitor centre around the history of this industrial gem in the heart of the Thames Gateway. The Trust aims to incorporate hydro electricity production using the restored waterwheels and additional turbines, which will not only

[Click to Return to Top](#)

**CONTACT US**  
[www.molinology.org](http://www.molinology.org)

We also encourage you to share this newsletter with others

[Link to subscribe](#)

[Link to unsubscribe](#)

boost income at the site but also provide a key educational hook for learning about the milling process for visitors of all ages.

The creation, for the 2012 Summer Olympics construction work, of the Three Mills Lock on the Prescott Channel; and the Three Mills Wall River Weir has created a head of water behind the mill that may mean that it can be operated again. But it has removed altogether the tidal benefits of the site.

Having been awarded a first-round pass, the project now has up to two years to submit fully developed proposals to compete for a firm award.

## **UNITED STATES**

### **Miller Camp in Fulton, Illinois**



For one week in June 2011, nine selected students between the ages of 10 and 15 gathered in Fulton, Illinois, to learn about windmills. Class topics focused on mill shapes, foundations, and sails, simple machines, wind & weather, bagging, safety, mill history, and meeting and greeting visitors. The young people also worked on individual mill kits. The grist mill in Fulton is open 7 days a

week June through October and the students planned to shadow millers weekly during the summer. Group work will continue on a monthly basis.

Six of the nine students had met during the summer of 2010 with millers Christiaan Smit and Andre Koopal from Koog aan de Zaan who were spending two weeks at Fulton's mill. The Dutchmen run a miller program in the Netherlands for young people. They established a tone and recommended content for the 2011 mill week in Fulton.

De Immigrant mill in Fulton is operated by 25 volunteer millers who think it is imperative to interest local students in the culture and workings of the grist mill.

The volunteer educators at the Windmill Cultural Center also write milling curriculum for the hundreds of school children who spend an hour at the mill and the cultural center. This year's theme was "Sawmills Here and There." The site for the Windmill Cultural Center sits where an 1800's sawmill cut lumber which floated down the Mississippi as log rafts. On loan for one year is a 5 foot model sawmill from Henk Hielema of DeMotte, Indiana. The operational model mill demonstrates sawing and logging operations of a wind powered sawmill.

The curriculum theme for 2012 will be "Water, Water Everywhere" with emphasis on drainage mills.

Fulton educators are eager to learn from international millers who design and execute mill programs for young people. The coordinator of the Fulton miller camp is Judy Holesinger.

Inquiries can be made to Nancy Kolk [www.ednakolk@hotmail.com](mailto:www.ednakolk@hotmail.com) or tourism director Heather Bennett [www.chamber@cityoffulton.us](mailto:www.chamber@cityoffulton.us)

[Click to Return to Top](#)

## **CONTACT US**

[www.molinology.org](http://www.molinology.org)

We also encourage you to share this newsletter with others

[Link to subscribe](#)

[Link to unsubscribe](#)

### **Murphy Windmill restoration**

From San Francisco, USA -Murphy Windmill restoration nearing completion.

On September 12th, the head of the Murphy Windmill was put in place with appropriate ceremonies. Quoting the local newspaper web site SFGate.com:

"The windmill at the southwest end of Golden Gate Park is, at long last, getting the wind back in its sails. After undergoing nearly a decade of restoration, a shiny copper dome weighing 64 tons was placed atop the Murphy Windmill on Monday. The act capped off the 1905 city landmark that has languished for decades.





In its heyday, the six-story windmill, among the tallest of its kind in the world, pumped water to the rest of the park. But from the mid-20th century onward, its sails rotted, its wrap-around wooden deck was removed and its inside succumbed to roosting pigeons.

The damage inspired citizens and city officials to begin a long campaign to restore the windmill, a process repeatedly held up by a lack of funds.”


The head to the mill was seen by those attending the 12th TIMS Symposium in 2007 at the Verbij factory. At that time the delivery mechanism was stalled due to funding problems. The mill, a veritable giant, may in the future be used again to pump water for the Golden Gate Park, but for the moment, no pumping mechanism has been placed due to budgetary limitations. The mill has had to have been completely rebuilt so as to overcome concerns about the earthquake safety of the previous tower.

The miller’s house is earmarked to become a restaurant.



### **Save a Windmill -Save a Town**

It was a crazy idea. Or it seemed so at the time. Dismantle a deteriorating, non-working windmill in Denmark and reassemble it in the Danish community of Elk Horn. The 650 residents of Elk Horn had to raise tens of thousands of dollars and face a Danish government that opposed them.



Nonetheless, this small group of western Iowa Danes went ahead. The result is a working windmill that has spurred local business development, landed Elk Horn on the 2010 list of Iowa Great Places, and attracts 70,000 visitors a year.

Relatives in Denmark located a windmill for sale in Nerre Snede. On behalf of the Iowans, the Danes hired a local crew to dismantle, catalog, and ship the windmill, along with a 1:10 scale model, to Iowa. It all arrived in Elk Horn in February 1976.

Three hundred volunteers worked tirelessly to reassemble the windmill, replacing rotted parts and restoring it to working condition in time for the nation’s Bicentennial. Today it is the only working, original 1848 Danish mill in the United States.

Though windmills across Denmark had fallen into disrepair as technology made this old method of grinding grain obsolete, Danish preservationists were spurred on by the American initiative to save and restore their national treasures. Denmark also passed a law to prevent other windmills from leaving the country.

Lisa Riggs, manager of the Danish Windmill, reports that the 60-foot windmill, combined with community enthusiasm, convinced the Danish Immigrant Museum to locate in Elk Horn instead of the Twin Cities and led to the building of a motel and expansion of restaurants. «It’s fair to say the windmill saved a small rural community from dying,» she concludes .

Elk Horn welcomes visitors at all times but particularly during Tivoli Fest on Memorial Day Weekend, May26-27. [www.danishwindmill.com](http://www.danishwindmill.com).

### **Tide Mill Institute conference**

The Tide Mill Institute conference will be held in Maine on 19th of NOVEMBER. “To all tide mill enthusiasts -TIDE MILL INSTITUTE is pleased to present its preliminary announcement of THE TIDE MILL: A ONCE AND FUTURE THING.

This will be our 7th annual conference. It will be held at the site of the 1790’s Perkins Grist Mill in Kennebunkport Maine. We suggest you “save the date” and put this event on your calendar. More details about the conference and directions to the site will be available in late September.

[Click to Return to Top](#)

**CONTACT US**  
[www.molinology.org](http://www.molinology.org)

We also encourage you to share this newsletter with others

[Link to subscribe](#)

[Link to unsubscribe](#)

This year's keynote speaker will be Roger H. Charlier, internationally respected and author. His work on international tide mill heritage and contemporary utilization of tidal power was most recently presented in the book OCEAN ENERGY, co-authored with Charles W. Finkl.

Other speakers will include John Goff, former editor of Tide Mill Times, who will discuss "The History of Tide Mill History." Bud Warren will review his research on more than 200 Maine tide mills. Environmental lawyer Todd Griset will discuss the history and contemporary issues relating to tide mills.

A highlight of the day will be a discussion about the history and current archaeology of the James Perkins grist mill, followed by a visit to the site where a large metal turbine is now in the process of being exposed. Other presentations are being reviewed.

We ask that you share information about this conference with your colleagues, urge you to browse our website [www.tidemillinstitute.org](http://www.tidemillinstitute.org), and invite you to contact us should you have questions about the conference or the work of TIDE MILL INSTITUTE.


Best regards, Bud Warren [budw@myfairpoint.net](mailto:budw@myfairpoint.net)

## BOOK REVIEW

### BREAD FOR THE PEOPLE: THE ARCHAEOLOGY OF MILLS AND MILLING

Edited by David Williams and David Peacock, Southampton University Archaeology Monographs no 3 [to be published during the second half of October 2011 by Archaeopress, Oxford. Price not advised as yet].

This volume contains a series of papers that resulted from the proceedings of a conference which was held between the 4th and 7th November 2009 at the British School at Rome, via Gramsci. The broad themes of the Rome conference encompassed the study of quarries of all periods, production and trade in querns and millstones; archaeometrical studies; ethnographic studies and ore processing. There are 33 papers, covering a range of periods from the Neolithic to the recent, and a range of countries, including southern and northern Europe, Scandinavia, Africa and America. There are studies on saddle querns, rotary querns, windmills and watermills. In fact, something for anyone who is interested in the process of turning cereals into flour [and the grinding of other things as well].



#### CONTENTS

Keynote A. BELMONT: Why dig a millstone quarry? The case of Claix in the South West of France (5th-19th centuries.). Ethnography C. HAMON and V. LE GALL: Les meules en pays Minyanka (Mali): etude des carrières et techniques de production actuelles. H. PARTON: The hand-mills of Olymbos: an ethnographical study of their form, function and role in a Greek village. Pre-Roman E. BLOXAM: Visualising the invisible: re-discovering the ancient grinding stone quarries of the Aswan West Bank, Egypt. N. ALONSO, M. AULINAS, M. T. GARCIA, F. MARTIN, G. PRATS and S. VILA: Manufacturing rotary querns in the 4th century BC fortified settlement of Els Vilars (Arbeca, Catalonia, Spain). S. WEFERS: Still using your saddle quern? A compilation of the oldest known rotary querns in western Europe. D. PEACOCK and L. CUTLER: The earliest rotary querns in southern England. A. LEHMKUHL: Rotary querns from the Late La Tène found in the Oppidum of Heidengraben: a new type of volcanic rock and its origin. Roman F. JODRY: First century querns of the Roman army,

[Click to Return to Top](#)

CONTACT US  
[www.molinology.org](http://www.molinology.org)

We also encourage you to share this newsletter with others

[Link to subscribe](#)

[Link to unsubscribe](#)


in the light of modern texts. L. JACCOTTEY and S. LONGEPIERRE: Pompeian Millstones in France. D.F. WILLIAMS and D. PEACOCK: A note on Pompeian style mills in Britain. C. GREEN: Hertfordshire Puddingstone querns: working with a difficult rock. M. de VOS, R. ATTOUI and M. ANDREOLI : Hand and ‘donkey’ mills in North African farms. M. WATTS: A newly identified milling artefact from Roman Britain. Medieval M. POHL: Querns as markers for the determination of medieval northern European trade spheres. C. COULTER: Of cakes and kings: bread-making in early medieval England. J. SANCHEZ NAVARRO: Les meulières de l’Ile de Minorque: Trente-neuf sites industriels d’époque Andalousí (Xe – XIIIè siècles). P. ARTHUR: Rotary hand-querns in volcanic stone in the medieval Mediterranean. P. GALETTI : Production, commercialisation et qualité de meules à main et de meules à moulin dans l’Italie médiévale : un bilan de la recherche historique et archéologique. N. MINVIELLE LAROUSSE and M.-C. BAILLY-MAÎTRE: Ore grinding in the Middle Ages: the example of Brandes-en-Oisans (Isère, France). Post-Medieval C. D. HOCKENSMITH: The study of America’s millstone quarries: past research and future directions. J. P. DUC: La fabrication d’une meule en emeri et ciment magnésien. J.-Y. DUFOUR: La fouille du moulin à vent de Roissy-en-France (Val-d’Oise), France. T. ANDERSON and T. GRENNÉ: Millstone quarries from the Iberian volcanic regions of Cabo de Gata and Campo de Calatrava. T. ANTI.

### Two mill books for environmental education

The Athens publishing company Kedros has produced the series “Greek Folklore” intended to introduce to today’s children - born and bred in the city life - the magical world of the old machines and tools. By them they will learn the old artisan’s wisdom, powers of observation, his ingenuity, the materials and tools at his disposal but also the heavy toil producing amazing work. In the old days people had neither money nor supermarkets to do their shopping. So they learned to obtain various materials from the natural environment. With ingenuity, the resourcefulness, their tireless efforts and hard toil, seized the materials and began producing clothes, wine, honey, cheese and flour.

In this series two books referred to mills: “A watermill in the island of Kea” and “An olive press in the island of Alonisos, by George Speis and Katerina Palaiologou.

### A watermill on the island of Kea



Watermills always are found in ravines, since running water is needed to operate a watermill. But how can water reach the mill? Man must build furrows and basins. Thus nature and human intervention combine to create a humid environment. In this environment, a world of plants, insects and animals comes alive. All these give life and color in a limited space, since the mill itself, is nothing but a machine without life.

In this book we learn how the mill operates, but also in the margins of pages, a whole lot of information about the flora and fauna hosted by the watermill. Also tales and stories are told about the mill and its strange world of fairies and goblins. At the end some watermill technology along with the first watermill in the Athenian agora completes the picture.



[Click to Return to Top](#)

**CONTACT US**  
[www.molinology.org](http://www.molinology.org)

We also encourage you to share this newsletter with others


[Link to subscribe](#)

[Link to unsubscribe](#)



## An olive press on the island of Alonisos

The oil mill is a workshop, which is impossible to recognize by looking at it from the outside. There is nothing that stands out giving an identity to the building. But it is certain that where one can see olive trees, olive oil presses are around. Olive trees are all over Greece, except in the north and mountainous areas, so oil presses are almost everywhere. They are located in the basement of country houses or stand on their own, usually near a spring or well, since they need plenty of water to squeeze out every drop of oil from the olives.



In every locality the olive press has a different name, so in the island of Alonisos it is called “kaliagra”. But people working around the olive groves have also many names and words for tools and animals, birds and plants, being lost


very rapidly as the life style is changing. Thus, this book uses some words of all those features we meet on the road and around the olive groves especially in the islands. Also it has stories and beliefs about the importance of olive oil, along with information about the development of olive oil technology.



Cost: 10.5 Euros plus postage

## The mills in and around Köniz - Mills and other plants using water power.

With this publication, the author is making an attempt, to make an inventory of all the mills which operated in the immediate vicinity of the municipality of Köniz using water power. Based on old documents, a comprehensive picture is drawn for each operation. This inventory on small scale enterprises, which have played an important role, is aiming to build a monument and to prevent them from being fast driven to the world of oblivion.



The publication can ordered directly from the author:

Ernst Eichenberger, Haselholzweg 37, CH-3098 Schliern bei Köniz,

Tel. 0041 (0)31 9713127, [ernst@eichenberger.ch](mailto:ernst@eichenberger.ch)

128 pages, ISBN 978-3-9523247-2-1,

CHF 20 - (plus postage).

[Click to Return to Top](#)

**CONTACT US**

[www.molinology.org](http://www.molinology.org)

We also encourage you to share this newsletter with others

[Link to subscribe](#)

[Link to unsubscribe](#)

## A MESSAGE FROM THE E-NEWS TEAM

As you might have already seen we have introduced a new type of article relating to the miller and his life. This is an example of our holistic approach to the mills as mentioned in the last e-news issue.

At the same time we have tried to invite for articles and information from countries not much represented in this publication. In this case we have just failed. As you have already read there is no information given either by TIMS members or by new friends on more “exotic” places including some major European countries!

Let’s try to make this newsletter a real international one!

*George Speis*

[gspeis11@otenet.gr](mailto:gspeis11@otenet.gr)

*Katerina Toutouza*

[ktoutouza@hotmail.com](mailto:ktoutouza@hotmail.com)

(We have used our best efforts in collecting and preparing the information published herein. However, we do not assume, and hereby disclaim, any and all liability for any loss or damage caused by errors or omissions, whether such errors or omissions resulted from negligence, accident, or other causes.)



[Click to Return to Top](#)

**CONTACT US**

[www.molinology.org](http://www.molinology.org)

We also encourage you to share  
this newsletter with others

[Link to subscribe](#)

[Link to unsubscribe](#)