

TIMS E-NEWS

The International Molinological Society

Spring/Summer 2011

Issue 10

In This Issue

[Intro by our President](#)

[TIMS Organization](#)

[TIMS Symposium](#)

[World News](#)

[Book Reviews](#)

[E-News Team](#)

INTRO BY OUR PRESIDENT

A new team, a new game Already in this first edition by George and Katerina you might notice that something different is about to happen. New is that all of our readers have received an e-mail with a request for inputs, new is also a shift towards what is happening around a mill, such as the people involved, the environment, art, fairytales and so on.

I do count on all our readers to support George and Katerina by providing them with mill news of your country, information on new mill books, conferences, mill days, exhibitions and so on.

In September, the 13th TIMS Symposium will take place in Denmark. If you intend to come you should register a.s.a.p. as the deadline of May 1st is approaching quickly. All relevant information on the Symposium and how to register can be found on our website www.molinology.org.

In December/January we sent the latest issue in our series Bibliotheca Molinologica "Ganzel and Wulff - The Quest for American Milling Secrets" to all our members. In short this BM describes in full detail the mill technology in the USA in the beginning of the 19th century. The feedback received so far has been tremendous.

If you are interested to get a copy or an additional copy, you can order it directly in one of our bookshops (as long as supplies last).

If you are not a member of TIMS we encourage you to join and enjoy mills worldwide.

Willem van Bergen

e-mail: wdvb@gmx.de

LET'S HAVE A LOOK INSIDE THE TIMS ORGANIZATION

*In our newsletters, we would like to introduce you to the TIMS Council or key members of the organization. This time TIMS E-News will take you to Germany to meet **Gerald Bost**, co-author of **BM 20** and **TIMS** representative for **Germany**.*

TIMS: Gerald, your name – together with Derek Ogden – has set a new milestone in TIMS publication. However apart from the last BM 20 we would like to know a little bit more about you and how you got fascinated to mills.



Gerald: I was born in October 1949 in Holzminden near the river Weser, south-west of Hannover. A small town with a few Watermills working at the time when I was a school-boy. These mills were always an interesting place for excursions or places to play.

Information Links

[Council](#)

[TIMS Home Page](#)

[Membership 2011](#)

[Books and More](#)

[Click here for printable version](#)

Picture: Gerald 2007 at the TIMS Symposium workshop. Hands on at the sawmill.

There was Bense's Mill, a flourmill driven by a turbine, with the water from a large millpond. At the other end of our town was the factory for wooden "Beach-Chairs" with a millpond in the Solling forests. Both places we used for swimming in the summer time. The millponds still exist, but the mills closed long time ago. Another mill I often visited together with my father was the flourmill at Bevern. In a village close to Holzminden, where we took the wheat from our farm and bought the flour. Later during my research for Ganze l& Wulff, I discovered that the Technical Highschool in Holzminden was one of the very first to set up a special class for millwrights in 1851. The millpond still exists in the middle of the town, just next to the Technical Highschool.

I started my business career at Dragoco (today called Symrise) in Holzminden and with the age of 19 years I worked for them in Hadleigh, Suffolk. From there I went many times to my favourite mill place in Suffolk: "Flatford Mill". After returning to Germany I served 18 months in the army in the Bavarian mountains – which explains why I love to climb high into the sails of a windmill. After I finished my education as sales- and marketing-professional, I went back to London to work for an international cosmetic company for over 6 years. And again, I visited many wind- and watermills during that time in England. When our son Mark was born in London in 1980, we decided to go back to Germany and mills went a little bit out of my focus.

In 1989 I moved with my family to Berlin, where I still live today. Here I joined the "Britzer Müller Verein" in 1993, because they offered an 18-month training for mill-volunteers. During this time I got hooked to this fascinating hobby. In my profession as sales director for a pharmaceutical company, I had the opportunity to travel a lot in Germany and used every spare time to visit mills and to make new contacts.

TIMS: When and how did you get in contact with TIMS?

Gerald: In 1994 I joined the DGM (Deutsche Gesellschaft für Mühlenerhaltung) as a member and met some TIMS members. Having no problems with the English language, the next step for TIMS membership was a given consequence. That year I went to the TIMS Symposium in Hungary and met Derek the first time – we became friends. I also met Wiard Beek, and we decided to start a web-page for TIMS. When I told Ellen (my wife) about all the wonderful experience and nice people, she was keen to meet them all herself. Since 2000, with the Symposium in the USA, we have taken the opportunity to attend to all the TIMS meetings. At the Symposium at Stratford Hall, Virginia, Wiard and I presented the TIMS-Internet platform, while Ellen made friends with a lot of TIMS people from all over the world. On the Baltic Tour in 2003, Michael Haverson and others talked to me nicely about the council-membership for Germany. I strongly refused, but in Portugal 2004 I was elected as TIMS representative for Germany. That is the way it goes! Ellen didn't quite understand why I accepted because at that time I was already in the council of the Britzer Müller Verein as President. I reorganized this mill group and set up new guidelines for the training-program of our volunteer millers, organized excursions, wrote the newsletters and started the research on the Ganzel & Wulff story. Today I am still member of the executive board of the Britzer Müller Verein and supervisor for the board of examiners and I enjoy to server as TIMS representative in Germany. The family accepts what I am doing and often supports me. There was always a lot of "mill-free-time" for other family activities, too. In 2008 I organized with Ellen's help the TIMS council meeting in Frankfurt, where we could use our conference rooms for the weekend to have a very good working session.

[Click to Return to Top](#)

CONTACT US
www.molinology.org

We also encourage you to share
this newsletter with others

[Link to subscribe](#)

[Link to unsubscribe](#)

For the mill part of this council meeting, Willem organized an excursion to mills in the Black Forrest.

Since 2005 I am entrepreneur and work as senior consultant for an assessment-company (Profiles International – www.profilesinternational.de) at Frankfurt-Main. During the four-hour train ride between Berlin and Frankfurt, I do most of the administrative work for TIMS and Britzer Müller Verein, update the website for my own homepage or take care of the content for the BMV. However, BM 20 was not written in the train. It took me about five years of research in libraries all over Germany. Most of the time I searched in the State libraries in Berlin and found a lot more of interesting material which I could not use for the Ganzel & Wulff story, but will built a good foundation for later issues.

Molinology gives my the right work-life-balance and I only wish I had a bit more often the time to serve as volunteer at the Britzer Mühle on a sunny Sunday morning with a lot of visitors.
Glück zu! Gerald

www.britzer-muellerverein.de

www.windmill.de

E-Mail: tims@windmill.de

TIMS: Gerald, thank you very much for the interview.

Berlin, 1st March 2011

THE NEXT SYMPOSIUM

TIMS 13th Symposium 2011

Our next Symposium in Aalborg, Denmark.

The SYMPOSIUM DK2011 will take place from Saturday, 3rd September till Sunday, 11th September.

The PRE-TOUR is scheduled from the 30th of August till 3rd September. It will be to the paradise of mills, Bornholm and Skåne (in southern Sweden), with departure from Copenhagen. The POST-TOUR is from 11th September till 14th September, and will be to southern Denmark, and will finish in Copenhagen.

Deadline for registration: 1st of May 2011

Read more in www.molinology.org



[Click to Return to Top](#)

CONTACT US

www.molinology.org

We also encourage you to share this newsletter with others


[Link to subscribe](#)

[Link to unsubscribe](#)

2011 MEMBERSHIPS

The membership dues remain the same for January-December 2011. Payments can be made to your country's representative or the TIMS treasurer. [Click here](#) to find your representative.

TIMS PRESENTATION



Do you want to learn more about TIMS? Do you have an organization or group of interested Molinologists? [Click here](#) for our new presentation of TIMS. Please show to as many people as possible. Thanks to our TIMS president for putting this together. Help spread the news!

ADVERTISEMENT

WATERMILL FOR SALE IN SOUTH AFRICA

5 authentically restored cottages & an unrestored watermill,
on 8.5ha in magnificent setting at the foothills of the Rooiberg mountains.

Organic, off the grid, with solar power and water.
Ideal for eco-tourism or 'green' living.

Asking Price: Euro 445 000

For more information: Call Pamela On +27285512318

or e-mail watermillfarm@gmail.com

Farm Website : www.watermillfarm.co.za



Nature Lover's Paradise

[Click to Return to Top](#)

CONTACT US

www.molinology.org

We also encourage you to share
this newsletter with others

[Link to subscribe](#)

[Link to unsubscribe](#)

OTHER LOCAL MILL ACTIVITIES

A colloquium in France:

Archéologie des moulins hydrauliques, à traction animale et à vent des origines à l'époque médiévale.

Colloquium from 2nd to 5th November 2011

More information's at:

<http://www.inrap.fr/archeologie-preventive/Actualites/Agenda/Rencontre-scientifique/p-11174-Archeologie-des-moulins-hydrauliques-a-traction-an.htm>

E-NEWS - OLD VERSIONS

[Click here](#) to download Past e-newsletters.

NEWS FROM AROUND THE WORLD

National Mill Days, Local Mill Activities, Scholarship, Mill for Sale and Country reports.

NATIONAL MILL DAYS 2011

Belgium

22 May - The Flemish Mill Day

www.molenechos.org/molendagen.html

Denmark

19 June - National Danish Mill Day

<http://www.danskmoellerforening.dk/dansk-molledag>

France

14 & 15 May - Journée des Moulins et du Patrimoine Meulier d'Europe

www.fdmf.fr/index.php

18 & 19 June - Journée du Patrimoine de Pays et Journée des Moulins

www.moulinsdefrance.org/Encours/jdm.swf

Fédération Française des Associations de Sauvegarde des Moulins (FFAM)

19 June : Journée du Patrimoine de Pays et des Moulins

www.moulinsdefrance.org

Journées européennes du Patrimoine / European Heritage Days

17 et 18 septembre

Germany

28 & 29 May Mill-Day at Britzer Mühle, Berlin

more information: www.britzer-muellerverein.de/

13 June -Germany "National Mill Day"

more information and list of participating mills:

<http://www.muehlen-dgm-ev.de>

1 - 3 July DGM Jahrestagung at Traben-Trarbach, Mosel

for further information contact:

Deutsche Gesellschaft für Mühlenkunde und Mühlenerhaltung (DGM) e.V.

Telefon: 05702-2694 E-Mail an die DGM-Geschäftsstelle

11 September

National heritage day (Denkmaltag)

Netherlands

14 & 15 May - National Mill Days

www.nationalemolendag.nl/index2.php?pageid=22

Portugal

7 April - National Mill Day

9 & 10 April - Mill are open to visitors

Switzerland

4 June - Swiss Mill Day

www.muehlenfreunde.ch/de/global/millday.html

UK

14 & 15 May - National Mill Weekend

www.nationalmillsweekend.co.uk/nmw.htm



[Click to Return to Top](#)

CONTACT US

www.molinology.org

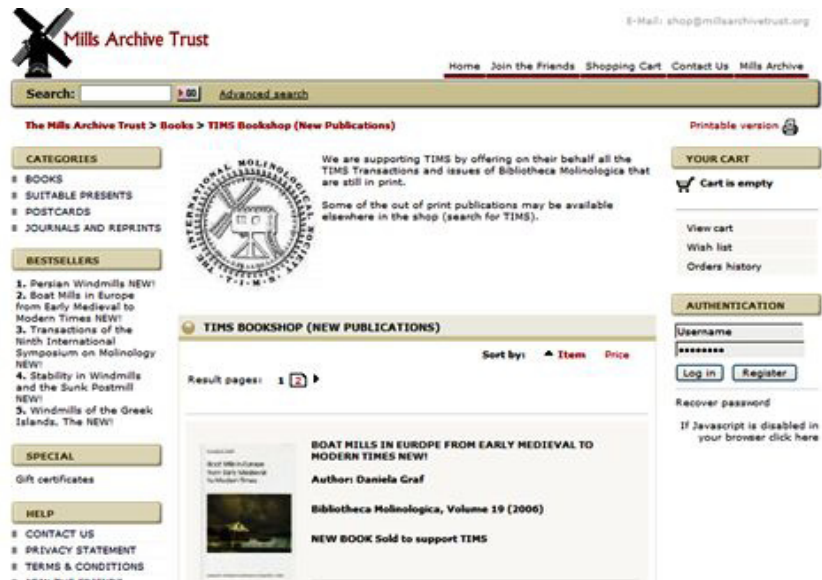
We also encourage you to share this newsletter with others

[Link to subscribe](#)

[Link to unsubscribe](#)

THE TIMS BOOKSHOP AT THE MILLS ARCHIVE

For more than two years the Mills Archive in the UK has managed the TIMS Bookshop on our behalf. In that time we have raised hundred of pounds by selling our publications not only to members, but also to the general public around the world. The bookshop (below) is on the Internet at <http://shop.millsarchivetrust.org/home.php?cat=27>



More than 20 TIMS publications are listed, all of which may be ordered and paid for online. If you are uncomfortable with Internet shopping, you can always email your order to shop@millsarchivetrust.org and you will then be sent an invoice. The shop is part of the Mills Archive bookshop, so you can combine your order with the purchase of some 300 other books on mills. Postage is calculated by weight and, as the stock is held in the UK, this is particularly attractive to European members.

MILL RELATED PUBLICATIONS


Netherlands

New book: Jim mutte komme, ut waait!
Molens en molenaars in Dongeradeel.
This book is the result of several years of research by Warner Banga in Dongeradeel (part of Frisia in the Netherlands). It contains many new and so far unpublished facts and photographs.

A miller is dependent on the wind, which simply means that without wind the mill cannot operate. In other words, when there is wind, the miller must do his job!! Albert Willems Banga, former miller in Dokkum, used to wake up his helper in the middle of the night with the words „Jim mutte komme, ut waait!“ („Jim, you must come, there is wind!“).

The book costs 46,50 Euro + shipping and can be ordered from:

<http://www.historia-doccumensis.nl/historiadoccumensis/uitgaven/56/bestellen/> or by contacting the author directly: warner.b.banga@knid.nl



[Click to Return to Top](#)

CONTACT US
www.molinology.org

We also encourage you to share this newsletter with others

[Link to subscribe](#)

[Link to unsubscribe](#)

France

New mill book by Jean Bruggeman available for subscription (Mills of the district of Bourbourg in the North of France)

Les moulins de l'arrondissement de Dunkerque


Tome 3

Les moulins du Canton de Bourbourg

Par Jean Bruggeman

Voici le troisième tome regardant les moulins du canton de Bourbourg. Un canton, comme on peut le voir sur la carte générale, très imbibé d'eau, couvert de watergangs, car en effet la mer arrivait jadis jusqu'au pied de Watten et même de la ville de Saint-Omer. Et pourtant pas un seul moulin à eau ne s'y trouve, sauf peut-être il y a très, très longtemps à Watten. L'homme au contraire a tout fait pour rejeter cette eau préjudiciable à la mer.

Plus de 40 moulins à vent ont parsemé le territoire du canton composé de 12 communes : Bourbourg, Brouckerque, Cappelle-Brouck, Drincham, Holque, Looberghe, Millam, Saint-Momelin, Saint-Pierre-Brouck, Spycker, Watten et Wulverdinghe. Seules deux communes n'ont apparemment jamais eu de moulins à vent. Tous sont destinés à mouler le blé, sauf neuf concentrés au chef-lieu du canton destinés à torréfier les graines oléagineuses, plus un moulin exceptionnel à fabriquer du ciment.



de pompage, alors qu'il était inscrit dans les Sites et protégé à l'Inventaire Supplémentaire des Monuments Historiques.

Heureusement, il reste le superbe moulin de la Montagne à Watten, sauvé grâce à l'action conjointe de la Municipalité, de l'association des Amis du Vieux Watten et de l'ARAM Nord-Pas de Calais. Le seul donc du canton, ouvert au public, tournant au vent, pouvant mouler et situé dans un site remarquable.

Ce beau livre de plus de 200 pages, contient près de 300 illustrations, impression noire et quadrichromie, sur papier semi-mat comme les précédents ouvrages. Brochage cousu au fil de lin. Couverture cartonnée avec pelliculage. Dos carré.

Il sera vendu au prix de 52 €. Prix valable jusqu'au 15 mai 2011. Après cette date, son prix sera de 60 €. Parution dans la première semaine de juin. Tirage limité à 200 exemplaires.

Que reste-t-il de ces moulins ? Une tour, elle aussi exceptionnelle, en attente d'une restauration qui tarde, à Looberghe, village qui comptait aussi il y a quelques années deux rares tours octogonales, dont un moulin de drainage remplacé par une affreuse station

Les ouvrages sont à retirer au siège de l'ARAM-Musée des Moulins, rue Albert Samain - 59650 Villeneuve d'Ascq. Tél. : 03.20.05.49.34 / Mail : jeanbruggeman@nordnet.fr



BON DE SOUSCRIPTION

« Les moulins du Canton de Bourbourg » par Jean Bruggeman

A retourner avec votre règlement, libellé à l'ordre de : l'ARAM Nord-Pas de Calais
Rue Albert Samain, 59650 Villeneuve d'Ascq
Tel. : 03.20.05.49.34 / Mail : jeanbruggeman@nordnet.fr

Coordonnées bancaires Crédit du Nord : IBAN : FR76 3007 6029 0629 0945 0020 002
BIC : NORDFRPP

Frais d'envoi : 9 € (France Métropolitaine). Pour l'Europe : 20 €. Autres : nous consulter.

Nom et prénom :
Adresse :
Code postal : Ville :
Mail :@..... (pour être informé dès sa parution)
Je souscris pour exemplaire(s) au prix de 52 € (jusqu'au 5/5/2011) soit €
Plus participation aux frais d'envoi pour les commandes par la poste soit €
Soit un montant total de €, réglé par chèque, virement ou espèces (barrez la mention inutile) le

[Click to Return to Top](#)

CONTACT US
www.molinology.org

We also encourage you to share
this newsletter with others

[Link to subscribe](#)
[Link to unsubscribe](#)

The above form is also available under:

www.molinology.org/pdf-files/souscription%20tome%203.pdf

TIMS AMERICA ANNOUNCED- SCHOLARSHIPS, GRANTS, AND RESEARCH FUNDS AVAILABLE

In fulfillment of its ongoing mission and purpose, the TIMS America Board is willing to make limited funding available "to provide historical, technical, and economic information about the early milling industry, for educational purposes of TIMS America members and the public, through publications, newsletters, lectures, and meetings."

Interested, non-profit organizations, mills, individuals and historical researchers are encouraged to apply for scholarships, grants and research funds. Funding will be awarded by the TIMS America Board on a case by case basis, limited to \$300.00, and is for short term very specific projects, such as mill technology training donations or scholarships, grants for mill education projects, and historical mill research. Please inquire about developing details and policies, which the Board may implement. Send written inquiries, proposals, and funding requests to:

Jon Joyce, President, TIMS America
ATTN: Scholarships, Grants and Research Funding
1555 Locke's Mill Road
Berryville, VA 22611

MILL STAMP

The 150th anniversary of Kansas statehood is commemorated with the issuance of this stamp. Kansas is believed to be named after the Kansas River, which bears the name of the Kansa, one of several Native American tribes in the region prior to European settlement. Kansas became the 34th state in the Union on Jan. 29, 1861.



This stamp, which will be issued Jan. 27, features artwork by renowned commercial and fine-art painter Dean Mitchell. Created specifically for the U.S. Postal Service, this stamp is a symbolic artistic snapshot of Kansas that encapsulates many of the state's most prominent features: history, industry, agriculture, and pioneering ingenuity.

In the foreground stands a type of efficient windmill pioneered in America during the mid-19th century, first made of wood but later out of metal (like the one shown on this stamp) and fitted with a tail, like a weather vane, to change the direction of the wheel relative to the wind.

In the background stand five modern wind turbines that demonstrate continuity and the forward-looking nature of the modern Kansas economy. Below and behind the windmills is the Kansas landscape, with stylized bands of color implying the varying topography of the state. A golden band suggests the undulating plains of western Kansas and implying statewide prosperity in agriculture, while a green band hints at the forests and hills of eastern Kansas.

[Click to Return to Top](#)

CONTACT US
www.molinology.org

We also encourage you to share
this newsletter with others

[Link to subscribe](#)

[Link to unsubscribe](#)

AUSTRALIA

Mills Inventory in Australia

Bernard Vance has the intention to do research and enquiries to create a database of Australian mills. His contact data can be found below.

YOUR help will allow him to accelerate the process of recording the Australian mills. So if you know some Australian mills, please contact Bernard!

The picture shows the mill in Bathurst New South Wales. More pictures of mills already in the database can be viewed at the link:

<http://www.molinology.org/pdf-files/BathurstAustralia.pdf>

For more information about these mills, please contact:

Bernard Vance

Crago Mill

No 2 Piper Street Bathurst

Bathurst NSW 2795

or

Post Office Box 6

Bathurst NSW 2795

Australia

Mobile: +61 2 417 440 554

Email: bernard@vancecorporation.com



Crago mill at Bathurst NSW



Crago mill at Bathurst NSW-inside



Crago mill at Bathurst NSW-inside



Cootamundra NSW



Maryborough Queensland (old flour mill)

[Click to Return to Top](#)

CONTACT US
www.molinology.org

We also encourage you to share
this newsletter with others

[Link to subscribe](#)

[Link to unsubscribe](#)



Junee NSW



Corowa NSW

FINLAND

FINLAND's PHOTO ARCHIVES

A small but excellent collection of historical mill photographs.

Have you never been to Finland, and would you like to know how their mills looked like? Don't you have any mill book on Finland in your collection, yet you do want to learn about them? Then the Internet now offers an excellent opportunity to catch up!

A visit to the Finnish Photo Archives will turn out to be very rewarding. Go to www.kuvakokoelmat.fi, enter the word 'tuulimylly' (= windmill) into the search field and press 'Hae'. The result will be 33 windmill pictures. It is a small but fine collection, showing beautiful examples of each of the three types of windmills once common in this country: post mills, hollow post mills and smock mills. Explanatory details of each photo can be found by pressing on the title or on the picture. Use the Translate facility on the Google toolbar to get the text translated into the language of your choice. The picture itself can be enlarged to full screen size by pressing the rightmost icon showing four arrows pointing outward. Once you have the full screen version on your screen, there is even the possibility to zoom in further by left-clicking of your mouse. Incredible details emerge! Do you want to see more? Try the search words 'mylly' (= mill) or 'vesimylly' (= watermill). This will result in more mill pictures, mainly watermills this time. Enjoy!



Leo van der Drift

Härkälän hollow post mill at Somero, SW Finland

FRANCE



PRESS RELEASE Fédération Française des Associations de sauvegarde des Moulins
Secrétariat : André GARRIGUES – Rouffiac – 48000 Saint BAUZILE
TEL: 09 77 63 11 65

E-MAIL: direction@moulinsdefrance.org , www.moulinsdefrance.org
January 25, 2011

[Click to Return to Top](#)

CONTACT US
www.molinology.org

We also encourage you to share this newsletter with others
[Link to subscribe](#)
[Link to unsubscribe](#)

THE DECISION TO CLEAR THEIR THRESHOLD MET THE HERITAGE OF WATER MILLS IN DANGER

by the French Federation

Associations for the Protection of Mills www.moulinsdefrance.org

Historically, owners of water mills were always included on actions of any findings that were planned on waterways, because they were the most affected and most concerned. The tendentious interpretation of the European directive on water (DCE 2000) by the State Services has created a ministerial circular of 25 January 2010, called 'Restoring the consequences'. The State agencies have planned to study only later, in a few weeks, without proper consultation and without taking into account the potential of renewable energy that holds these assets (equivalent to a nuclear power station). In addition, it has never been scientifically proven that the r better water quality. All the rivers, on which the

mills are located, have been artificially modified for centuries and the hydraulic modifications have never prevented the required "green continuity", excuse given for their removal.



In addition to a national symposium held in November 2010 in Cholet in parallel to the AFEPTB symposium,

which attracted about 200 participants, a petition signed by over 18,000 people, FFAM, its 82 associations, its 5,000 members, filed in December an appeal before the Conseil d'Etat against the ministerial circular cited.

Analysis of the action by Mr. EC and JM Remy Pingault on

www.moulinsdefrance.org/doc/recoursCE_circulaire25janvier2010.pdf

CR FFAM Days, Cholet (24 pages supplement to Moulins de France in January 2011, No. 85) www.moulinsdefrance.org/Encours//EncartCholet_MdeF85.pdf

Contacts:

Annie Bouchard President direction@moulinsdefrance.org

Tel 09 77 63 11 65 / 06 11 02 71 84

Jean-Marie Pingault jmpingault@club-internet.fr

Tel 02 32 49 80 90

GREECE

TWO GREEK ONE-ACT THEATRICAL PLAYS CONNECTED WITH MILLS.

I have recently discovered the publication of two "unknown" one-act theatrical plays which were performed in theatres in Athens in the past and which were directly connected with mills.

The first one was published in the "National Calendar" of 1895 with the title "The mill of discord"; it was first performed with professional actors in the theatre "Olympia" in the summer of 1892. It is considered a comical-love affair play, is divided into 17 scenes, includes 7 songs and is written by Nicolaos I. Laskaris.

The play is taking place in front of a ruined windmill without a wheel, in the location "Mili" in Attica; it is about the dispute of two old laborers who claim the ownership of the ruins. The problem lies in the fact that their children are in love and want to get married the soonest possible. The old men, however, do not consent to their marriage because of their feud.

Eventually a lawyer finds the solution. He appears before them and asks to buy the mill because an alleged treasure is buried under its foundations. The cunning old men pull down the tower with their axes in the evening so as to get hold of the treasure. However, they find nothing and in the morning the truth is revealed to them. Since the object of their dispute no longer exists, they make it up between them and give their consent for their children's marriage. The play ends with a song that praises the harmony among neighbors as well as the happiness of the children in love: that is in fact the greatest treasure.

The second one is published in the "Editor's Union of the Athens Newspapers Calendar" of 1930 with the title "The tale of the mill". It was performed by an amateur company; we do not know where and when. It is considered a dramatic romance, is divided in nine scenes and is written by Lambros Asteris (pen-name of Dimitrios I. Karahalios).

The play is taking place in the wood, in front of a watermill, not in function any longer. The old miller's wife is telling to three young girls from the nearby village what has happened and has made her so unhappy.

[Click to Return to Top](#)

CONTACT US

www.molinology.org

We also encourage you to share this newsletter with others

[Link to subscribe](#)

[Link to unsubscribe](#)

The miller's wife's son fell in love with the daughter of a witch. The witch, however, did not consent to their marriage because she was very wicked. The young girl was so unhappy that she fell ill and finally died. The witch, out of revenge, put a spell upon the young man who lost his wits and haunted the mill. As a result the wheel stopped turning, no matter how much water was falling on it.

Eventually one of the three young country girls who were listening was so touched by the story that she fell in love with the crazy young man; her love got the better of the spell and the young man became well again. However, the wheel started to turn again only after the miller's wife died, since only death could break the witch's spell. After the miller's wife's died, her soul got out of the watermill in the form of a dove, and flew towards the wood

I hope I will soon present the two one-act theatrical plays to I.M. in more detail. These plays contain subjects very well known and quite common in Greek literature concerning mills: buried treasures, dispute about their ownership, spells preventing their regular functioning etc.

Stephanos Nomikos

OIL MILLS AT KEA



Olive grinding stones from the island of Kea Greece, 1st half of 20th century. The stones weigh approximately 250-300 kilos. They are used by turning them with the iron handle around the horizontal axis but at the same time the user was turning them around the vertical axis a few degrees. One of them is still in use.



[Click to Return to Top](#)

CONTACT US
www.molinology.org

We also encourage you to share this newsletter with others

[Link to subscribe](#)

[Link to unsubscribe](#)

THE MILLS OF THE OPEN AIR WATER-POWER MUSEUM IN DIMITSANA AND THE EVENT «A DAY AT THE MILL»

The Open Air Water-Power Museum in Dimitsana, which opened to the public in the summer of 1997 and is operated under the direction of Piraeus Bank Group Cultural Foundation, is a thematic museum centred on the importance of hydraulic power in traditional societies. It presents the basic pre-industrial techniques using water as their main source of energy to produce various goods. Among its several water-power installations and machinery which have been restored, the visitor can discover a flourmill with a horizontal paddle-wheel. Here the visitor can drop corn kernels into the grain hopper and watch how they are ground by the millstones and via the meal spout fall into the flour bin. The adjoining small room which is next to the flourmill was the miller's house, where his -usually large- family spread out the bedding each night in the loft and slept in rows side by side.

In a lower level of the museum the visitor will come across to a gunpowder mill, a reconstructed machine with an upright external wheel for the production of gunpowder, one of the very few that survive globally.



The upright wheel of the gunpowder mill

There is a small exhibition providing information about the technology for the production of gunpowder, the machinery and how it operated, and the important question of how saltpetre was collected and manufactured. Dimitsana was one of scores of villages where, from the 16th century onwards, raw potassium nitrate (saltpetre) was col-



The grinding mechanism of the flourmill collected and handed over to the Ottoman Turks as a tax in kind.

It goes without saying that in the open-air water power museum often take place various activities with educational purposes associated with the mills such as the activity called «A day at the mill» which was organised from

October 7 through to October 10, 2010 and drew the attention of more than five hundred people. Both schoolchildren and the general public had the opportunity to grind corn at the Museum's flourmill, make dough and, with the help of Arcadian women, decorate the loaves so as to make the famous traditional «embroidered» bread and, lastly, taste some of the region's traditional dishes, such as the local pancakes (tiganites).



Schoolchildren make the traditional «embroidered» bread

[Click to Return to Top](#)

CONTACT US
www.molinology.org

We also encourage you to share this newsletter with others

[Link to subscribe](#)
[Link to unsubscribe](#)

The Open Air Water-Power Museum, Kefalari Ai-Yianni, GR-220 07 Dimitiana, Greece
(+30) 27950 31630

THE PIRAEUS BANK GROUP CULTURAL FOUNDATION
6 Ang. Gerontas St., 105 58 Athens - www.piop.gr

ENVIRONMENTAL EDUCATION IN GREECE



Visit of the Artemis Senior High School environmental group at the Rosolymos watermill at Pikermi on the 4th of December 2010 and the renovated Markopoulo windmill on February 5th 2011 under the guidance of Senior High School teachers Mr Polychronis, Mrs Vazaïou, Mr Margetis and Mrs Orfanou. In the first visit at Pikermi the school was kindly provided with information by Mr Makris while the information and tour at Markopoulo was presented by the vice President of the Institute of Hellenic Mills Mr Karatzoglou.



[Click to Return to Top](#)

CONTACT US
www.molinology.org

We also encourage you to share this newsletter with others

[Link to subscribe](#)

[Link to unsubscribe](#)



HANDMILL IN ANDROS ISLAND

Handmill to grind quartz for pottery glazing from the Kozanitis pottery workshop at Amolohos, Andros island Greece, 1st half of 20th century.



THE INSTITUTE OF HELLENIC MILLS (I.T.E.M.)



The Institute of Hellenic Mills is a non-profit organization established for the purposes of study, research, documentation, and protection of historical forms of mills, as well as related traditional systems of energy sources in the Greek territory. Its specific aims are: formation of archives within a Documentation Center; specialization of scientific and technical personnel; creation of

[Click to Return to Top](#)

CONTACT US
www.molinology.org

We also encourage you to share this newsletter with others

[Link to subscribe](#)

[Link to unsubscribe](#)

The I.t.E.M. logo.
a Museum of Molinological History in Greece and finally organizing regional and international meetings and exhibitions, as well as any other activities for the promotion of the “mill”.

The term “mill” designates its various forms, as being classified according to aspects like: source of driving force (hand-mill, animal- or human-driven mill, windmill, watermill, etc.), final product (flour mill, rice mill, gunpowder mill, oil-mill, tanning mill etc.), mechanical function (compression, hulling, sawing, grinding, crushing, etc.) and includes all those elements that constitute its physical surroundings.

Being a member of The International Molinological Society (T.I.M.S.), the Institute of Hellenic Mills was established in Athens in 1996. Its regular members, both individuals and institutions from Greece or abroad, are approx. 300. They can be architects, archaeologists, historians, ethnologists, folklorists, engineers, restorers, lawyers, economists, researchers, mill owners, local

authorities etc.

Up to now, the Institute of Hellenic Mills has dealt with the following matters:

The organization of a library specialized in molinology.

The publication of books written by its members and other scholars, as well as articles in important newspapers and magazines, on both the Greek Windmill and the Greek Watermill.

The participation in International Symposiums, Meetings and mid-term excursions organized by T.I.M.S.

The collaboration with various institutions in Greece and abroad in such European projects as Raphael and Culture, as well as THRACE- AEGEAN- CYPRUS and presentation of the research results thereof.



View of the exhibition Program “Thrace-Aegean-Cyprus”; subject: “Water Power in Traditional Energy Systems in the Aegean from Thrace to Cyprus” by the walls of Nicosia, in Cyprus.

I.t.E.M. members while carrying out a research into the watermills on the island of Andros.



The Intervention in more than 100 cases, concerning preservation and protection of mills and guidance in restoring windmills and watermills throughout Greece.

The development and execution of educational programs for elementary schools, as well as annual lectures by specialists in molinology and students of the polytechnic schools.

The organization of several Scientific Conferences on the following subjects:

-“Water: Source of Life, Motion, Purification” and “Wind: Source of Life, Motion, Purification”

-“Mills, Olive Presses, Olive Oil Refineries”

-“Problems in Research and Documentation of Greek Mills”

·Organizing exhibitions in Amsterdam, Holland and Switzerland as well as various Greek towns on windmills and watermills.

·Designing Educational Programs using CD-ROM on watermills and oil mills in eight European languages.

·Undertaking a restoration project of eight windmills in Santorini

·Developing an educational program (KIT) for the Greek watermill as well as a DVD on watermills.

The Institute of Hellenic Mills is located at 33 Aghion Asomaton Str., Athens 10553. Recently we relocated at the adjacent building on 45 Aghion Asomaton Str., Athens 10553. A small annex for the northern suburbs can be found at 36, Hippokratous str., 15351 Kanza.

[Click to Return to Top](#)

CONTACT US

www.molinology.org

We also encourage you to share this newsletter with others

[Link to subscribe](#)

[Link to unsubscribe](#)

For further information you can contact the President, Ms Maria Grypari, Architect, 6977787407, (+30 210 7218866) or the General Secretary Ms Helena Chalkoutsaki, Architect, (+30 210 2288755, echal@teemail.gr).

GREEK TIMS MEMBERS MEET

On the 3rd of February a meeting among Greek TIMS members took place in Athens. The meeting was attended by 14 of the 21 members who live in Athens.

Ideas and activities for 2011 were discussed and more specifically:

- The Greek participation in the 13th Symposium in Denmark.
- The publication of the TIMS E-NEWS in Greece.
- The organization of an excursion to the island of Andros on 18-20 March, where there are interesting watermills and windmills.
- Development of a Greek mills blog.
- The possibility of carrying out a TIMS activity in Greece.



TIM'S 18-20TH MARCH ANDROS TRIP



[Click to Return to Top](#)

CONTACT US
www.molinology.org

We also encourage you to share
this newsletter with others

[Link to subscribe](#)

[Link to unsubscribe](#)



NETHERLANDS

ISSUE 67 OF „DE MEULE“

Our Council Representative from the Netherlands, Ton Meesters, would like to draw your attention to issue 67 of „De Meule“, which is the magazine of the society „De Westbraabantse Molens“. This issue is a special on sail systems.

Should you wish to get your own personal copy, please contact Ton directly:

Ton.Meesters@mazars.nl



THE SMALLEST SHORT MOVIE

At the end of September 2010 the Dutch Film Festival took place in Rotterdam.



For that event the Dutch photographer and film-director Anton Corbijn made a stamp with a film of one second. On the stamp you see a Dutch mill and the Dutch screen-star Carice van Houten. She is for one second eating her finger if you move the stamp in a vertical way. The effect is called lenticular effect.

Anton Corbijn should be invited to let move the sails by moving the

stamp in a horizontal way and put him in the joy.

Huub van Est



[Click to Return to Top](#)

CONTACT US

www.molinology.org

We also encourage you to share this newsletter with others

[Link to subscribe](#)

[Link to unsubscribe](#)



PORTUGAL

INTERNATIONAL EXHIBITION “TIDE MILLS OF WESTERN EUROPE” PRESENTED AT CORROIOS TIDE MILL (SEIXAL, PORTUGAL).

The project "Tide Mills of Western Europe: conserving and enhancing natural and cultural heritage as a resource of development", coordinated by the Seixal Municipal Council through the Ecomuseu Municipal do Seixal, took place between November 2004 and November 2005 and was funded by the European Commission's Culture 2000 Programme.

The aim of this project is to contribute towards safeguarding what are now considered to be rare examples of heritage, both given the antiquity of these structures, and the fact that they lost their original functions with the advent of industrialization. On the other hand, tide mills are part of extremely sensitive ecosystems

which are now under threat. At a time in which energy is one of the problems of the day, it is essential to safeguard and preserve this example of alternative energy, as well as the working skills and know-how with which they are associated.

The touring exhibition produced in the scope of this project focuses on aspects related to geographical distribution and location of tide mills, types and modes of functioning, their many uses and their value as heritage sites. It is travelling since October 2005 around Europe.

It can be seen between 7 April until November at Corroios Tide Mill, a building of the XVth century and one of the most impressive tide mills that once operated in Tagus estuary. In the present is one of the heritage sites that belong to the Ecomuseu Municipal do Seixal and a complete program of visits and conferences is prepared to receive this travelling exhibition.

Between January and May 2011 the Tide Mill on the island of São Miguel in Azores (Portugal), could be also visited. The exhibition is still available for those institutions that might be interested between 6 June and 15 August 2011 or after 15 February 2012.



Seixal - Tide mill of Corroios

[Click to Return to Top](#)

CONTACT US
www.molinology.org

We also encourage you to share this newsletter with others

[Link to subscribe](#)

[Link to unsubscribe](#)

Cláudia Silveira
Ecomuseu Municipal do Seixal
Praça 1º de Maio
2840-485 Seixal
Portugal

Contacts: 00 351 210 976 112 or
claudia.silveira@cm-seixal.pt



ROMANIA

WATERMILLS FROM WESTERN ROMANIA

Assistant Corina Tătar, University of Oradea, Dpt. of Geography, Tourism and Territorial Planning, 1 University st, 410087, Oradea, Romania, +40 729923741, e-mail: corina_criste_78@yahoo.com

The Romanian territory enjoys a fairly even proportion of plains lined by many rivers and lakes, hills and mountain areas; the water of rivers providing the necessary tool for the unfolding of different economic-driven activities related to watermills.

The cross border area from western Romania (namely catchment area of Crișul Negru River-over 100 km long and 70 km wide) has hosted watermills since old times; the written records trace them back to 1778 with over 132 water-



Fig. 1 Watermill from Roșia, western Romania
Roșia (Bihar County) (fig. 1 and fig. 2) under the shape of a wooden building since the 19th c., a wheel-house organized on two levels, the ground floor hosting the old grinding mechanism; it also allows access into the mill and the upper one hosting the miller's personal belongings. The watermills are used nowadays by the young researchers and students of the Department of Geography, Tourism and Territorial Planning from the University of Oradea as traditional resources to be exploited for tourism.

in exchange of feudal taxes (Ștefănescu et al., 2001). Besides its economic function (i.e. of grinding cereals) it was also an occasion for the villagers to socialize and interact as almost all families from the village would use it by turn within a year. Most watermills in the region were dusted by the pass of time, some resisting better, others in an advanced stage of decay. There are still functional watermills in



Fig. 2 Watermill from Roșia, western Romania (Foto. Toros Vig Csaba)

[Click to Return to Top](#)

CONTACT US

www.molinology.org

We also encourage you to share this newsletter with others

[Link to subscribe](#)

[Link to unsubscribe](#)

SOUTH AFRICA

SANDSTONE HERITAGE TRUST DISMANTLES PHOENIX ROLLER MILLS IN GRAHAMSTOWN.

We previously reported on the preparation for the trip to Grahamstown to dismantle and remove the contents of Phoenix Roller Mills in <http://www.sandstone-estates.com/index.php/agricultural-heritage/41-agricultural-heritage/1091-sandstone-heritage-trust-to-send-a-team-to-dismantle-phoenix-mill-in-grahamstown> .

Sandstone's team leader, Gert Jubileus made a reconnaissance in the preceding week, checking on details like access for the crane, Traffic Department for permission to close off Dundas Street if necessary and accommodation for the team.

I was lucky in persuading a long-time friend from Cape Town, now resident in Knysna, Fraser Howell to join the team. Fraser is a retired Engineer, and I knew he would be a valuable addition to the team. From the Sandstone Heritage Trust's Steam workshops on Sandstone Estates, we had Derrick, Wouter (Gert's brother) and Henk and from Sandstone Heritage Trust's Bloemfontein Steam workshops we had Tinus and Leon, kindly loaned from Lukas Nel. Also from Sandstone Estates, Estate Manager, Len Huxham, with plenty of structural contracting under his belt.

Transport would be both Freightliners from the farm, one with the high sided grain semi-trailer, driven by Manass, the other with a 3-axle low-bed, driven by Thabiso.

In the SHT collection is already a mill, but it was dismantled in such a way that nobody knows how to put it together again. We were determined that even if a total stranger with no milling background was to tackle the job of assembly, it should be possible to identify any part and its position in the complicated set-up.

My original plan was to divide the whole area into about half-meter cubes, which would have led to a more-or-less position for everything. Fraser's much better plan was to mark a point on each item with a nail, marked with a number and to log its position in three dimensions, from the North wall, the West wall and from the floor it was standing on, all to the nearest 10mm. I had already decided to mark N for North side and an arrow pointing upwards on everything. Measuring to this detail would mean a lot more work, in this way any single item can be held up in its final position, without reference to any other part.



Preparation on the farm included clearing everything from one of the sheds, so that the entire contents of the Mill can be laid out so that the reference numbers can be seen. This shed will be locked and nobody will have access to it until the plan has been formulated to erect it again.

Both the Cape contingent and the farm team would be working far from home, in my case 830km. We all thought carefully about what we might need, without having to buy or hire in Grahamstown. The list went back and forth, being added to, and different colours were used to show who would be bringing what. Colour coding of tools was essential so that there would be no argument when it came to packing up.

Plans were coming together nicely, when we realized that the world famous Grahamstown Festival was going to be still in progress in the week we had chosen. All plans were deferred for a week.

We also studied the site from photos and with the aid of camera shots from Google Earth. At the auction, we were kindly given a case of transparencies by Trevor XXXXX. These were converted into digital form and can be seen in <http://www.sandstone-estates.com/index.php/agricultural-heritage/41-agricultural-heritage/1094-old-slides-of-phoenix-roller-mills-come-to-light>. In some of these photos it was noticed that there were overhead three phase electric lines on two sides of the building! The plan had been to bring the Grove crane from the farm. This had been certificated in the previous week, but we realised we would not be able to work over the wires.

Gert searched for possible crane hire firms and found that Protec in Port Elizabeth was managed by somebody well known to him, who had been involved with running the 2-foot Narrow Gauge line from PE to the Langkloof. Quotes were asked for, and a site inspection was done by them. They estimated that it would require a 70-tonner, and that one day would be needed to extract everything. I had my doubts about that time schedule!

[Click to Return to Top](#)

CONTACT US
www.molinology.org

We also encourage you to share this newsletter with others

[Link to subscribe](#)
[Link to unsubscribe](#)

Eventually, the week of 11th July approached. I left Elgin at midday on Saturday 9th and reached Fraser's home in Knysna in the later afternoon. We had time to discuss marking methods and to add to the tools, including Fraser's dumpy level and a step-ladder. All this had to fit into my Citroen Berlingo! We left Knysna early in the morning of Sunday 10th. It rained all the way from home to Grahamstown and well into Sunday night, not boding well for the job in hand.

At the Mill, we contacted Brian Bonsor, who has been running this business for many years; in fact, he still ran the mill for six months after taking over the business from his father. Brian kindly opened up for us so that we could get stuck into the measurement. We started upstairs, and continued until we couldn't even see what we were doing with the lights attached to our hard hats. Bringing these gives an insight into the detailed panning we had done! For interest, by the end of Tuesday, more than 227 points had been recorded in three dimensions, including each pulley and belt. Many more measurements were taken which will make the reassembly and erection of a framework easy.

PART NO	DESCRIPTION	DIM		HEIGHT H FROM MILL FLOOR	FLOOR LEVEL	REMARKS
		A FROM WEST END	B FROM NORTH FACE			
1	TRUNK	225	4420	1740	U	SCOURER BLOWS INTO THIS. ROUGHLY MADE + LEFT BEHIND
2	CURVED TRUNK	520	3660	200	U	FLOOR TO TRUNK (CURVED) FROM SCOURER
3	TRUSS NO1	660	430	3030	U	
4	ELEVATOR NO1	845	1850	1510	U	PAIR FRONT REAR
5	(near trunk) NO1	845	2370	1510	U	
6	Line shaft NO1	520	2300	3320	U	UPPER LINE SHAFT WEST END (TO CENTRE)
7	CROSS BEAM NO1 SUPPORTING ELEVATORS 2+3	630	2910	3330	U	FIXED TO TOP OF TRUSS NO1
8	CROSS BEAM NO2 FOR ELEVATORS 2+3	560	3960	3330	U	
9	CROSS BEAM NO3 FOR ELEVATORS 2+3	1270	5210	3080	U	NOTCHED INTO TRUSS NO1
10	CROSS BEAM NO4 FOR ELEVATORS 2+3	1270	4470	3010	U	FIXED TO UNDERSIDE OF TRUSS NO1
NB! NO8 TO 200 ON UPPER FLOOR						

For marking, I had brought various things. I had 100 metal labels cut and drilled twice each. To attach these to wooden items, I brought a heavy duty stapler; for attaching to metal items, a reel of binding wire. For marking them, a Koki was the best. For metal parts I brought a paint pen. This proved to be good for belts too, even shiny wooden items! In the event, it was necessary to cut the metal labels in half... Suddenly we had 200! Also we had timber chalk, which we found rubbed off too easily and timber wax crayon which was too difficult to apply.

I was glad we had half a day start on Sunday, because when the Sandstone team got stuck in on Monday morning, they wanted to start dismantling! We made a rule that they could loosen off the fixings, but not move an item before it had been marked and logged. The way the rest of the Sandstone team got stuck in was nothing short of phenomenal. Henk was invaluable in helping Fraser and me with measuring and logging. Tinus, Leon, Wouter and Derrick were all over, and with the slightest suggestion, worked out how best to do a particular job, got stuck in and in no time they had done it, and moved without needing prompting to the next one. For example long after knock-off time one day, Wouter asked for a hammer, and in no time, the cubicle at the end of the upper level was in pieces!

Len was most helpful with the organizing of and interaction with the roofing contractors, not being shy to get stuck in with his beloved chainsaw!

[Click to Return to Top](#)

CONTACT US
www.molinology.org

We also encourage you to share this newsletter with others

[Link to subscribe](#)
[Link to unsubscribe](#)

That leaves Gert..... while he wasn't necessarily wielding a hammer or crowbar all the time, he was the point man to go to and say, 'I think we need someone to supervise at the truck.' and the answer would invariably be, 'So-and-so is there already!'. At meal-times, suddenly he produced food and drinks. When we needed to shift accommodation, he had arranged another place to stay. Not to have to worry about these details meant a lot to the rest of us. His 300+ photographs (featured here) will be invaluable, too.

Once Thabiso and Manass understood the correct way of packing, both trucks were loaded to capacity. I'm not sure Leon Flynn would have got another match-stick on those lorries!

The Crane men, Derrick (another one!) the driver, James and Renier (riggers) were superbly helpful, professional, and I might say, very diplomatic when their boss told them to stop working on Thursday morning. For some inexplicable reason, after quoting terms of 30 days from statement for payment, the owner of Protec suddenly decided he wanted cash up front! Nobody was in the office in Johannesburg to transfer funds, so we had to keep ourselves busy without the crane for a while... a totally unnecessary waste of time!



The interaction between the riggers and me seemed effortless. Just a suggestion of, for example, 'Let's tackle the next truss.' and it was done. Sometimes they had another plan, in which case we quickly decided which was better, and it was out!



But first, the roof sheeting had to be removed. We had assumed that the engine would be lifted out first. Gert, Wouter and Len tackled that, dismantling flanges where possible and using flame-cutting equipment where necessary on pipes. So that roof came off first. It was interesting to note that the contractors' workers had no kind of safety equipment, just hammers and crow-bars!

[Click to Return to Top](#)

CONTACT US
www.molinology.org

We also encourage you to share this newsletter with others

[Link to subscribe](#)

[Link to unsubscribe](#)

With the roof off the engine room and the crane in the back yard, it was discovered that there was a telephone line in the way, so Telkom had to be contacted to remove it. Once that was out of the way, the riggers and driver soon had the Crossley slung, and with the warning buzzer beeping as it cleared its mounting (10 tones at the radius), the crane recorded 7½ tones for the engine, allowing for the weight of the hook and paid-out wire. As soon as it was clear, the driver 'boomed in' to reduce the radius and it was effortlessly lifted out in one piece and on to the waiting lorry in the yard.

Once the engine room roof was off, the contractors could move to the main building.

My biggest worry was the removal of the elevators. Although we had marked





each in four places, front and rear, top and bottom in case they had to come apart, I fervently hoped they would come out in one piece. This would rely on the strength of the belt alone. Len disappeared and came back with several reels of 1200-lb rope and with several short lengths of wood cut and propped in between the trunks, the elevators were trussed up like chickens, and yes, they came out, all ten

of them, each in one piece. The shortest of them was 7½ meters long, the others were 9! Laying them down on the waiting low-bed was also a worrying time, they're not made to stay stiff at that angle! We had to start with elevators, before we could remove roof trusses and line shafting between them, and the trusses had to come out before we removed the six screens. This meant that there



were six elevators on the low-bed and the screens still to come. This was the state on Wednesday evening when we knocked off. During dinner at the local Spur for the combined team including the crane men and drivers (14 in all!) we discussed whether we had to remove the six on the low-bed and then load the screens, and then re-load the elevators on top. In the end, we decided the elevators wouldn't stand the extra handling, and that with proper support under



and between the two layers already on the truck, the screens could go lengthwise on top, and the remaining four elevators on top of those!

As the screens came out, the floor was exposed. We gave up any attempt to save the floorboards. The nail extractors didn't work well, the 'cut nails' were too deep in the wood, so crow-bars from the top and wooden poles hitting from the bottom had to suffice. It was unfortunate, as some

of the planks were a foot wide. They all turned out to be cold climate pine, or 'Oregon' as it's called here. One has to remember that the pressure was on, and that the crane was costing tens of thousands of Rands a day!

Once the floor beams were exposed, they could be sawn off flush at the ends with a chain saw. A detail that was overlooked was spare chains, luckily there was one only available for that saw in Grahamstown, and Wouter produced a saw chain file and got stuck in to sharpen it from time to time! I narrowly stopped Derrick sawing one of the heavy yellowwood beams in half, there was no need for that! The beams nearly balanced on a supporting beam across the middle of the lower floor and they were easy to shift out of the way, for access to the mills below.

They had been loosened off days before by the farm team, and it was simply a question of slinging and lifting out.

An interesting point to note, in the same way as Sandstone Heritage Trust has a 2' Garratt steam locomotive made by each of four manufacturers, the mills here are by four well known makers. The first to come out was from Henry Simon of Manchester http://www.satake.co.uk/uk_division/UK_History.html , the second

[Click to Return to Top](#)

CONTACT US
www.molinology.org

We also encourage you to share this newsletter with others

[Link to subscribe](#)

[Link to unsubscribe](#)



E R & F Turner (still existing as Christy Turner in Ipswich <http://www.christy-turner.com/>), the third, from Thomas Robinson of Rochdale, also http://www.satake.co.uk/uk_division/UK_History.html and the fourth, from S Howes, from Silver Creek, NY , also still operating <http://www.showes.com/about.asp> . An amusing point on this ‘scourer’ mill is the stenciled ‘Contracted to H

M Government’ on it, so perhaps the animosity of the War if Independence had worn off by then?

There was still room on the high-sided trailer for some of the mills, but we clearly weren’t going to get everything on to the two trailers, we never expected to. Again, Brian Bonsor went out of his way to give us safe storage, either inside his stores or if that was not possible, in his yard, until the low-bed can return to load the rest and the 3-tonne forklift which Thabiso brought with him.

One item on the top floor was causing a problem. Called on the plan a ‘clean grain bin’, it is a large box, comprising two hoppers side by side inside. Although mounting bolts had been removed we couldn’t work out any plan to dislodge it from its position. We had even been inside the hoppers, and tried to cut downwards so that the front panel could come off, to no avail. James the rigger had a plan to sacrifice two of its supporting beams, to cut them off short and to lift the bin out with the cut-off pieces. Rather as a last resort, I suggested we try slinging the top cross-member against the wall. We had to chisel away a bit at the top of the wall and to saw a few planks to get the 8-tonne strops through, but that turned out to be the solution. Once away from the wall, we didn’t stop and within a short time it was on pallets in the road.



There were still the rest of the floorboards and beams to remove as well as two roof trusses and the raised platform of the mills floor to remove at this stage, and time was running out! Suddenly, Gert the Organizer informed us that he

had negotiated with the roofing contractor to remove them for us by hand. So suddenly, we were done!

The road still had to be cleared of the grain bin, roof trusses, mills and line shafting, but once again, the farm team got stuck in with their forklift and in the space of half an hour, the road was clear of that, the lorries and the crane!



We all slept well at the new accommodation that night, knowing we had made it! The lorries left early Friday morning, and so did we. Fraser and I went back to make some final measurements and in a split second that my car was unlocked and unguarded, someone took the opportunity to remove my camera case with both cameras in.

[Click to Return to Top](#)

CONTACT US
www.molinology.org

We also encourage you to share this newsletter with others

[Link to subscribe](#)
[Link to unsubscribe](#)



Only noticed later at home, it left a sour taste to the end of an otherwise successful operation! We have to thank Gert Jubileus for these photos. We had certainly caused a stir in Grahamstown during our stay, the latest edition of Grocotts Mail was out!

Author: Andy Selfe



COMPAGNES DRIFT WATER MILL



Compagnes Drift in Bot River dates back to 1750 and was an outpost of the Honourable Dutch East India Company (VOC). The farm, home to the Beaumont family, is situated about 100 km due East of Cape Town. The mill was restored as faithful as possible using James Walton's book, from the photographs and drawings of the now sadly derelict Mill at Kleine Zand Drift in Bredasdorp.

The Mill is now operated as often as possible on Saturdays. While there is still work to do, the restoration is mostly complete; a very satisfying four years of spare time well spent!

The whole article on the mill and its restoration hopefully will appear on the IM.

[Click to Return to Top](#)

CONTACT US
www.molinology.org

We also encourage you to share this newsletter with others

[Link to subscribe](#)
[Link to unsubscribe](#)



UNITED KINGDOM

BRINGING CROMFORD MILL BACK TO ITS FORMER GLORIES

The potter who turns the mills of the Industrial Revolution into a tourist trap Cromford Mill could become a gateway to the Derwent Valley Mills World Heritage Site, if it secures crucial funding grants next month.

The largest mill built by Sir Richard Arkwright will be turned into an interactive visitor centre and exhibition space that could attract up to 100,000 tourists a year. The centre will introduce and explain all the industrial heritage landmarks along the 15-mile Derwent Valley, which runs from Matlock Bath to Derby.

The Arkwright Society, which bought the listed mills in 1979, has applied for £4 million of funding from the Heritage Lottery Fund, Derbyshire's regional development authority and the European Regional Development Fund.

The society, of which Emma Bridgewater is a trustee, is committed to sustainable regeneration of the Cromford buildings and will build service office space for new and growing businesses, particularly from the media, IT and creative industries, in the renovated buildings.

The Arkwright Society is not only interested in building conservation. Founded as an educational charity, it has a number of community projects designed to help disadvantaged people to develop skills that will help them to find work, in keeping with Arkwright's reputation as a firm but fair employer.

Cromford Mill could become a gateway to the Derwent Valley Mills World Heritage Site, if it secures crucial funding grants next month.

The largest mill built by Sir Richard Arkwright will be turned into an interactive visitor centre and exhibition space that could attract up to 100,000 tourists a year. The centre will introduce and explain all the industrial heritage landmarks along the 15-mile Derwent Valley, which runs from Matlock Bath to Derby.

The Arkwright Society, which bought the listed mills in 1979, has applied for £4 million of funding from the Heritage Lottery Fund, Derbyshire's regional development authority and the European Regional Development Fund. The society, of which Emma Bridgewater is a trustee, is committed to sustainable regeneration of the Cromford buildings and will build service office space for new and growing businesses, particularly from the media, IT and creative industries, in the renovated buildings.



Emma Bridgewater, a trustee of the historic Cromford Mill in Derbyshire, is an advocate of traditional manufacturing, as practised by her earthenware company Fabio De Paola for The Times

The Arkwright Society is not only interested in building conservation. Founded as an educational charity, it has a number of community projects designed to help disadvantaged people to develop skills that will help them to find work, in keeping with Arkwright's reputation as a firm but fair employer.

Emma Bridgewater is standing at the heart of Cromford Mill in Derbyshire. She is surrounded by the buildings in which Sir Richard Arkwright developed the factory system, after inventing the first successful water-powered cotton spinning mill.

The connection between the creator of spotted mugs and cereal bowls and Sir Richard's isolated mills is not immediately obvious. But Ms Bridgewater, whose company is 25 years old this year, has recently become a trustee of Cromford Mill and is helping to turn the heritage site into a thriving living memorial to the Industrial Revolution.

[Click to Return to Top](#)

CONTACT US

www.molinology.org

We also encourage you to share this newsletter with others

[Link to subscribe](#)

[Link to unsubscribe](#)

“Sir Richard was a wigmaker. He didn’t know anything about weaving but could see that there was a burgeoning market for a good quality cloth. We need to rediscover that entrepreneurial can-do spirit, and I love that that’s what this place enshrines,” she said.

In Ms Bridgewater’s mind, the connections between her enterprise and traditional manufacturing skills, now disappearing, are very real.

Emma Bridgewater supplies some of Britain’s biggest retailers with distinctive handmade pottery, decorated with spongeware spots, black letters, Union Jacks and hearts. The business has thrived as consumers have become more interested in design, nesting and homebuilding. Emma Bridgewater’s customers place a high value on traditional craft and like the fact that her pots are handmade in British factories.

“There was a very conspicuous contempt for heavy industry in the Eighties,” she said. “I went right against the tide when I said that we were going to have the manufacturing here. Everyone I spoke to advised me not to do it.

“People talk about industry as if it’s all dirty stuff that has all gone, but there are still people with great craft skills here in the UK.” She laments the rush in the past two decades to manufacture with cheaper, invariably Eastern, labour. Ms Bridgewater’s business has used traditional Stoke potters from inception and she employs 150 people in her factory in Stoke-on-Trent.

Although she read English at university, she had always wanted to run her own business. After dabbling with a catering company, inspiration hit when she was looking for a cup and saucer for her mother.

“My mum lived in a comfortable north Oxford home, where people were always dropping in and the kitchen was the epicentre, with homework at one end of a stripped pine table and a nice dresser. But I couldn’t find anything for someone like her and how she lives,” she said. “Everything was too formal or too ugly and shapes were wrong. I could envisage what cups and saucers should look like so I found a craft potter.”

From there the business has grown. Emma Bridgewater produces 5,000 ceramic items a day and sales increased by 33 per cent in the last financial year to £11 million. Pre-tax profits have risen by 40 per cent to £1.25 million.

Ms Bridgewater moved to Stoke in 1984 and found a small factory that was prepared to make a mug, a bowl, a jug and a dish. Of the original four shapes, 100 of each were cast and the samples were sold to friends and family and at Jubilee Market in Covent Garden. Ms Bridgewater put together a flyer that she sent to 120 independent shops. Almost all of them bought the products, even though they were the most expensive earthenware at the time.

“For an unknown, that was quite something. I knew it was really going to take off when the General Trading Company became a customer,” she said. “I knew from the first response that I was right and that everyone wanted it. The price meant it wasn’t going to travel very fast, which was just as well because it would have got completely out of hand. It took a few years, but our turnover drifted up to a couple of million.” At the same time the mum of four, married to the designer Matthew Rice, started her family, which fitted around the business. About ten years ago, after her fourth child was born, Ms Bridgewater decided that it was time to make another big effort with the business.

“There was a very rumbustious period where I waded back in and reclaimed the management and bought out several shareholders,” she said. “To do that I had to triple the size of the company very quickly.”

The key to the business taking off was employing someone from Marks & Spencer’s senior buying team. Most businesses on a similar path would have sold to private equity or venture capitalists, but Ms Bridgewater is adamant that she and her husband needed to own the business 100 per cent.

“I would much rather take my own risks under my own whip,” she said. “The thought of really heavy targets to retain ownership didn’t appeal at all. Our unfashionable instinct was, and we felt embarrassed saying this, but this is a family business. We don’t want to be driven by short-term profit goals. This

[Click to Return to Top](#)

CONTACT US
www.molinology.org

We also encourage you to share
this newsletter with others

[Link to subscribe](#)

[Link to unsubscribe](#)

has to be sustainable.

”Ms Bridgewater is dismayed that the route she has taken has not been celebrated more. “A wholly owned family business, turning over £10 to £20 million, that’s a fantastic thing. Why is that model not more discussed? Why should everyone sell out to private equity and chase unsustainable growth? “If the economy had a lot more businesses like this it would be a lot more stable,” she said. “We’ve all had to kowtow to the City. I have been made to feel like a complete hobbit, grubbing away in the dark. I like the feeling of coming out into the light now and saying actually it wasn’t such a mad thing to do and it has worked.”

Ms Bridgewater offers tours of her factory. It may not be easy to make manufacturing sexy again but Ms Bridgewater wants to try. It makes a great career choice, she said, creates satisfying jobs and sustains communities.

Bringing Cromford Mill back to its former glories is part of her mission to promote manufacturing and, if, as she said, she can do it “with no knowledge, no engineering background, no economics or any of the things that might make it easier”, then anyone can.

From behind the Times paywall...

Best wishes William Hill

UNITED STATES

IRELAND TRIP

Fulton, Illinois, is home to a Dutch windmill built in 2000. It sits atop a dike bordering the Mississippi River. The Dutch had a major influence on the culture of the community because of heavy emigration from 1856-1915. However, Ireland plays an important part in Fulton’s history because the Irish preceded the Dutch and because President Ronald Reagan’s ancestors were part of that ethnic group. To prepare for the year long celebration of Reagan’s 100th birthday, Heidi Kolk, volunteer miller, and Nancy Kolk, education coordinator, travelled to Ireland in November 2010 to look at Irish mills. A short train ride north of Dublin is the town of Skerries with two windmills and a watermill. Blue skies, fields of cauliflower, and mild temperatures set the scene for a tour of the three grain mills conducted by



St Patrick’s Tower Dublin

Brian Morrissey, volunteer miller. He also connected the Fultonians to the millwright, and recommended lunch items from the mill café. Conversation centered on the five sails on the large mill, the sluices for the watermill, and cap maintenance.

Fulton’s Windmill Cultural Center has 21 model windmills from 10 European countries. One of the mills is from Tacumshane, County Wexford. The Kolks took a bus and taxi to this small mill sitting in a field near a restaurant. Like many old mills, it is in need of repair, but happily it has been preserved.

The third mill connection was in the heart of Dublin at the Guinness storehouse. Here a 150 foot brick windmill without its sails is a Dublin landmark. It dates

from 1805 and was a grist smock mill with a four-bladed sail. The property had been used for distillery and beer production. Two Guinness employees were a wealth of information about Irish mill/cultural connections. Michael and Catherine Mulcahey Reagan left Ireland in 1852 bound for London before making Illinois their home. Their venture led to this 2010 adventure for “Celebrating Reagan’s Roots’ in Fulton, Illinois, in 2011.



[Click to Return to Top](#)

CONTACT US

www.molinology.org

We also encourage you to share this newsletter with others

[Link to subscribe](#)

[Link to unsubscribe](#)



Small Windmill of Skerries



Great Windmill of Skerries



Tacumshane Windmill

LAST MINUTE NEWS NEW BOOK TO BE RELEASED



Media Contact: Stacey McNutt
Marketing and Public Relations
Schiffer Publishing Ltd, Atglen PA
(610)593-1777

staceym@schifferbooks.com

For Immediate Release | April 2011

“Offshore Windpower”

Discover the evolution of offshore wind power and how to use wind as a renewable energy. Explore how wind turbines are constructed and maintained offshore.

Atglen P.A. — Windpower remains one of the world’s most developed forms of renewable energy, and the oceans offer room for considerable expansion. This comprehensive survey features over 140 striking photos and illustrations that examine the history of wind turbine technology’s association with coastal breezes and the current movement of putting turbines into the water. Europe has taken the lead in this abundant offshore wind energy, but North America and Asia are expected to



catch up in the next 10 to 20 years. The process of building an offshore wind farm is explored. The color images help illuminate the text and inspire the imagination. An extensive list of resources enables individuals, businesses, and advocates to tap into wind as a free, natural, and clean source of energy. For all who have dreamed of utilizing the Earth’s natural, renewable energy without polluting the environment or endangering wildlife, this book is for you. Christopher Gillis’s interest in the history of wind energy spans more than two decades. As a writer and editor for American Shipper magazine in Washington, D.C., he was introduced to the transportation and logistics management related to building today’s wind farms, both on land and offshore. It is the authors hope that this book provide a basic overview of how offshore wind energy and its technology have evolved in application - not just in North America, but also globally. He published his first book, Windpower, with Schiffer Publishing, Ltd., in 2008.

Christopher’s book sells for \$29.99 and can be purchased through the publisher at www.schifferbooks.com or your local bookseller.

[Click to Return to Top](#)

CONTACT US
www.molinology.org

We also encourage you to share
this newsletter with others

[Link to subscribe](#)


[Link to unsubscribe](#)

BOOK REVIEWS



NORFOLK'S WINDMILLS BY RIVER, ROAD AND RAIL

Windmills - an imposing and historic feature of the Norfolk landscape - have been around for more than 800 years. At one time, almost every other village in the county had one. Throughout Norfolk, many mills have been restored and are regularly open to visitors. A handful of them still produce stoneground flour in the traditional way.



The author Luke Bonwick describes and illustrates in this book more than 30 corn-milling and land-drainage windmills, including Norfolk's tallest, largest, smallest, newest and most unusual examples.

The book describes some of the personalities behind the mills - the millwrights who built them using only hand tools, and the millers and marshmen who operated them.

The book also looks at Norfolk's modern alternatives to the traditional windmill. It is illustrated with 80 colour and sepia photographs as well as 16 original line drawings and maps.

The book has been written with the tourist in mind, and also contains information detailed

enough to appeal to those with a deeper interest in Norfolk's historic environment and industrial archaeology.

The county has been divided into principal geographical areas, and groups of mills selected for individual description. Nine separate tours take the reader on a journey around the county in search of windmills, making use of its roads, waterways and rail links.

The Broads area of Norfolk, which includes part of Suffolk, is Britain's largest protected wetland - its status equivalent to that of a National Park.


- Paperback: 76 pages
- Publisher: Bonwick Publishing (2008)
- ISBN: 978-0955631405
- Size: 20,6 x 14,6 cm

WINDMILLS ACTIVITY BOOK

This activity book provides hours of fun (colored pencils are best for coloring the mills) and education with 48 drawings of windmills from around the world to color. The historic mills were built in the 1700s and 1800s. Many of the mills have been restored for visitors today. Learn a little history for each mill in the United States, Belgium, France, the Netherlands, Ireland, England, Portugal, and Greece.

The author, TIMS member James E. Owens, has been the miller at Eastham's ancient windmill in Cape Code, Massachusetts, for many years. He is also an artist who has visited most of the windmills illustrated.

- Paperback: 56 pages
- Publisher: Schiffer Publishing, Ltd. (2010)
- ISBN: 978-0764334559
- Size: 27,9 x 21,6 cm



[Click to Return to Top](#)

CONTACT US
www.molinology.org

We also encourage you to share this newsletter with others

[Link to subscribe](#)
[Link to unsubscribe](#)

ΟΜΑΔΑ ΠΕΡΙΒΑΛΛΟΝΤΙΚΗΣ ΕΚΠΑΙΔΕΥΣΗΣ ΓΥΜΝΑΣΙΟΥ
ΒΡΟΝΤΑΔΟΥ
ΕΠΙΜΕΛΕΙΑ: ΣΤΕΛΛΑ ΤΣΙΡΟΠΙΝΑ
«Ο ΚΥΚΛΟΣ ΠΟΥ ΕΚΛΕΙΣΕ»

TEAM OF ENVIROMENTAL STUDIES OF VRONDADOS HIGH SCHOOL.

GENERAL EDITOR: STELLA TSIROPINA
“THE CIRCLE IS CLOSED”

This book is the result of a team work of students of Vrodados high school with their supervisor Stella Tsiropina. It analyses the economical situation of the island of Chios in the early 1900's, the occupations and evolution of the cereal crops. A big part of the book refers to the windmills and watermills of the island, their history, typology, mechanism, tools, life and work in them. Then it analyses the traditional ovens, the life around them and describes the manufacturing process of bread and the ethnographic point of them.

The text and the clever and interesting structure of the book, is accompanied by many photos, sketches, architectural designs, enigmas, proverbs, customs, tales, songs and a very good bibliography.

The book gives a good picture of the windmills and watermills of the island of Chios, the evolution and life around them.

The language is Greek with no foreign language summary.

(There are copies available)



[Click to Return to Top](#)

CONTACT US
www.molinology.org

We also encourage you to share
this newsletter with others

[Link to subscribe](#)

[Link to unsubscribe](#)

A MESSAGE FROM THE E-NEWS TEAM

Dear TIMS members and friends

We are the new E-news team. We hope that you will enjoy our attempt to inform you on mill matters. Since we are new and Greek (famous for organizing chaos!) we would like to suggest some new ideas and we hope you will comment on them.

Well what we are saying is that mills are not only architecture, machines and a little history but there is much more to them. For instance:

- the life and people working in them, much neglected,
- the environment and surrounding landscape which is threatened,
- literature and art in general

-folktales, myths, fairytales and the imaginary world

and many more. In other words, we propose a more holistic approach, attracting more specialities and people. At the same time adding more value to the monuments, thus making it easier to protect them.



George Speis

gspeis11@otenet.gr

Katerina Toutouza

ktoutouza@hotmail.com

(We have used our best efforts in collecting and preparing the information published herein. However, we do not assume, and hereby disclaim, any and all liability for any loss or damage caused by errors or omissions, whether such errors or omissions resulted from negligence, accident, or other causes.)



[Click to Return to Top](#)

CONTACT US

www.molinology.org

We also encourage you to share
this newsletter with others

[Link to subscribe](#)

[Link to unsubscribe](#)